



Trade Policy Review Body

**OVERVIEW OF DEVELOPMENTS
IN THE INTERNATIONAL TRADING ENVIRONMENT**

ANNUAL REPORT BY THE DIRECTOR-GENERAL¹

(Mid-October 2015 to mid-October 2016)

Table of contents

KEY FINDINGS	3
EXECUTIVE SUMMARY	7
1 INTRODUCTION	9
2 RECENT ECONOMIC AND TRADE DEVELOPMENTS	10
2.1 Overview	10
2.2 Economic Developments	11
2.3 Merchandise Trade	13
2.4 Trade in Commercial Services	17
2.5 Trade Forecast and Economic Outlook	19
3 TRADE AND TRADE-RELATED POLICY ISSUES	22
3.1 Overview	22
3.2 Trade-Remedy Trends	26
3.3 Sanitary and phytosanitary measures (SPS)	37
3.4 Technical Barriers to Trade (TBT)	44
3.5 Trade Concerns Raised in Other WTO Bodies	50
3.6 Policy Developments in Agriculture	57
3.7 General Economic Support	62
3.8 Overview of Trade Policy Reviews	64
3.9 Other Selected Trade Policy Issues	78
4 POLICY DEVELOPMENTS IN TRADE IN SERVICES	91
5 POLICY DEVELOPMENTS IN TRADE AND INTELLECTUAL PROPERTY	97
6 TRANSPARENCY OF TRADE POLICIES	100

¹ This report covers the period mid-October 2015 to mid-October 2016. It is presented pursuant to Paragraph G of the Trade Policy Review Mechanism mandate and aims to assist the Trade Policy Review Body to undertake its annual overview of developments in the international trading environment that are having an impact on the multilateral trading system. The report is issued under the sole responsibility of the Director-General. It has no legal effect on the rights and obligations of Members, nor does it have any legal implications with respect to the conformity of any measure noted in the report with any WTO Agreements or any provisions thereof.

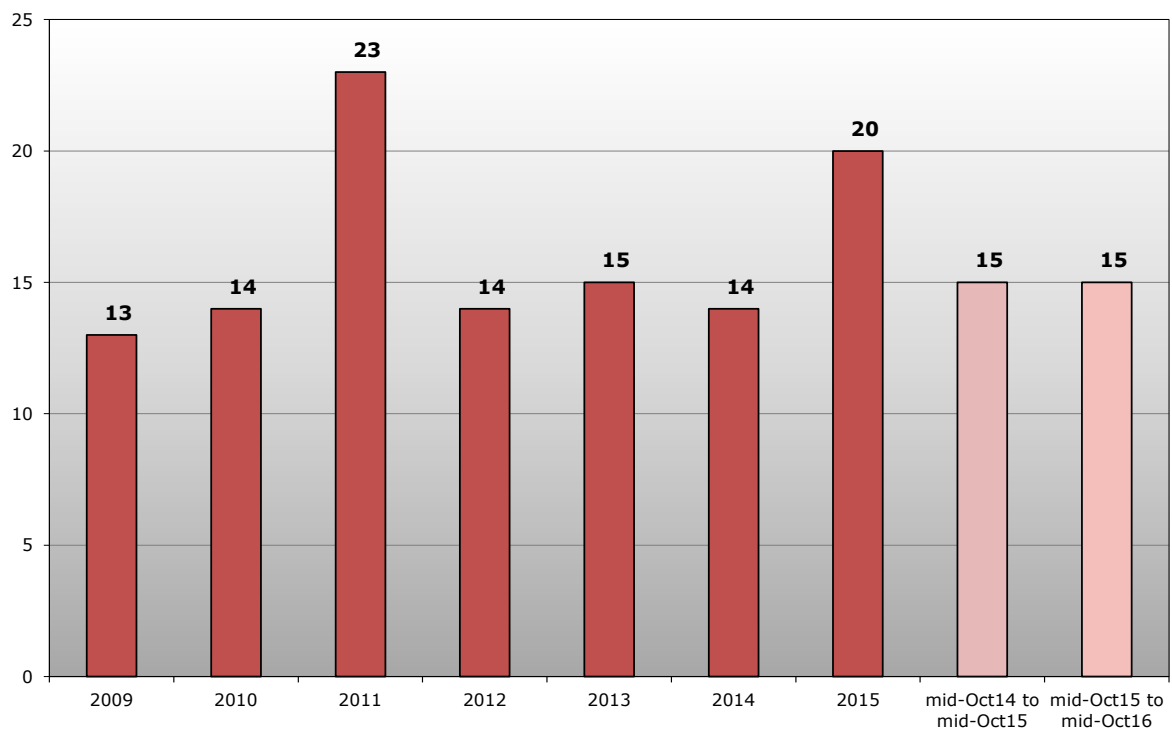
ANNEX 1: MEASURES FACILITATING TRADE	117
ANNEX 2: TRADE REMEDIES	135
ANNEX 3: OTHER TRADE-RELATED MEASURES	159
ANNEX 4: GENERAL ECONOMIC SUPPORT MEASURES	175
ANNEX 5: MEASURES AFFECTING TRADE IN SERVICES	186
APPENDIX 1 - PARTICIPATION	208

KEY FINDINGS

- This monitoring report for the reporting period between mid-October 2015 and mid-October 2016 outlines the persistent challenges faced by the international economy in 2016 that continue to weigh on international trade flows. It shows that the continuing increase in the stock of trade-restrictive measures recorded since 2008 remains of concern.
- The latest reporting period shows a fall in the number of new trade-restrictive measures introduced at just over 15 per month – a total of 182 for the reporting period – compared to 20 measures per month in the last report for the period between mid-October 2014 and mid-October 2015. While this represents a reduction in the monthly figure compared to the recent peak in 2015, it is actually a return to the trend level for new trade restrictions since 2009.
- The number of new trade-restrictive measures being introduced remains worryingly high given continuing global economic uncertainty and the WTO's downward revision of its trade forecasts, predicting 1.7% world merchandise trade volume growth in 2016, from its earlier forecast of 2.8%. If this revised forecast is realized, this would mark the slowest pace of trade and output growth since the financial crisis of 2009.
- Of the 2,978 trade-restrictive measures recorded for WTO Members since 2008, only 740 had been removed by mid-October 2016. The overall stock of measures has increased by almost 17% compared to the previous annual overview, with the total number of restrictive measures still in place now standing at 2,238. The rollback of trade-restrictive measures recorded since 2008 remains too slow and continues to hover just below 25%.
- During the review period, WTO Members also applied 216 measures aimed at facilitating trade. At 18 new trade-facilitating measures per month, this represents a slight decrease over the previous report but remains above the 2009-2015 average. Trade-facilitating measures recorded by this report include the very first measures implemented in the context of the expanded Information Technology Agreement.
- The monthly average of trade-remedy investigations by WTO Members recorded for this exercise was found to be the highest since 2009. Moreover, the monthly average of trade-remedy terminations is the lowest since the beginning of the monitoring exercise.
- The continued and persistent challenges faced by WTO Members in the international economy and their consequences for world trade stress the need for WTO Members to work together to resist protectionist pressures. The WTO will continue to provide a predictable, transparent and inclusive framework to assist Members in this endeavour.
- WTO Members must also work together to ensure that the benefits of trade are spread more widely and are better understood. A failure to make the case for inclusive trade could pave the way to increased protectionism in the future.

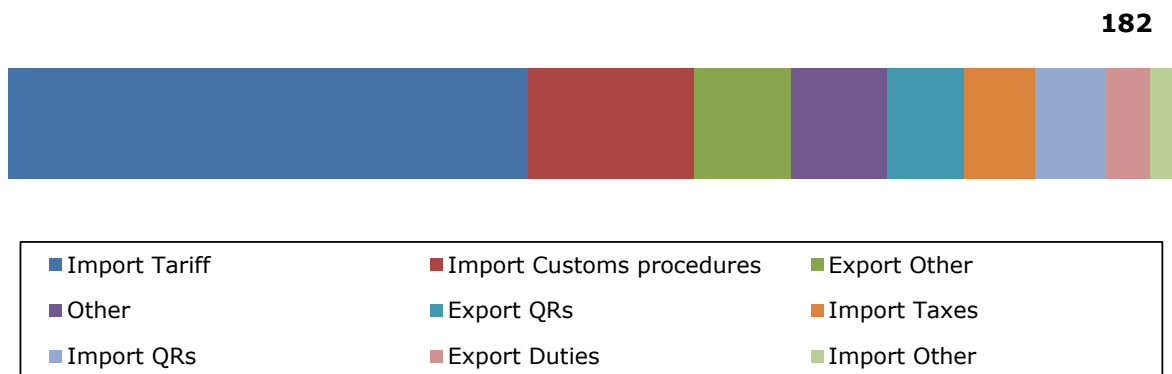
Trade-restrictive measures, excluding trade remedies

(average per month)



Note: Values are rounded.

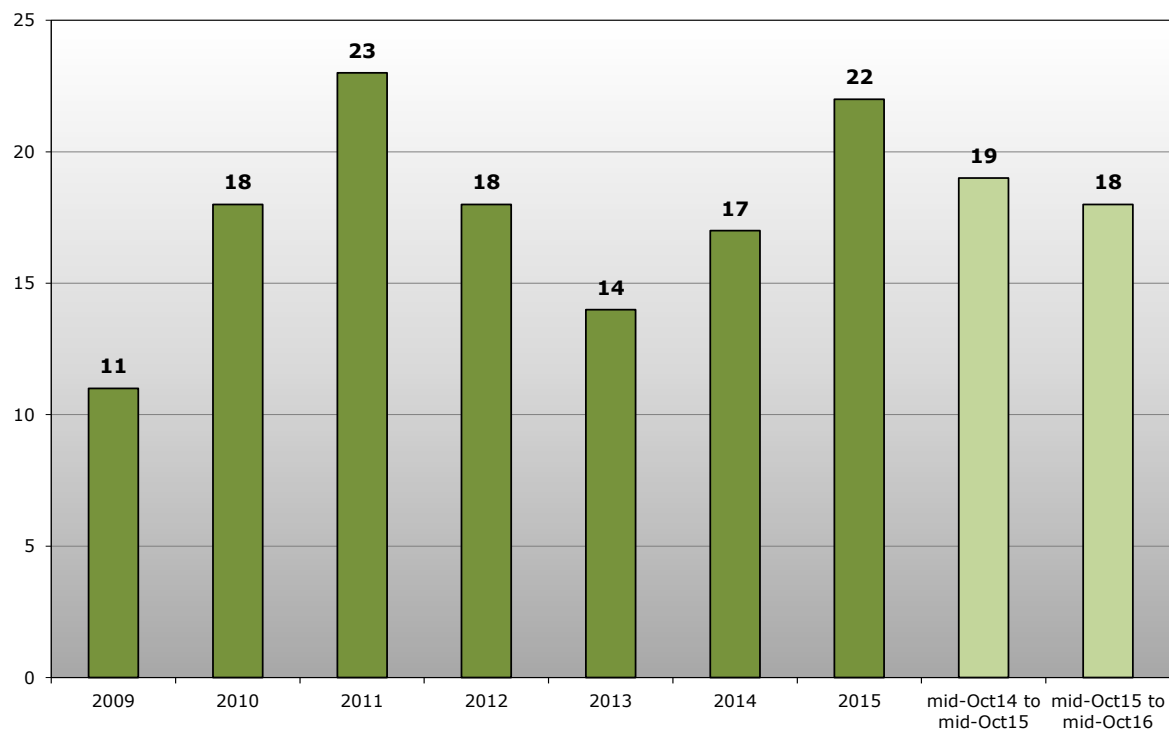
Source: WTO Secretariat.

Trade-restrictive measures, mid-October 2015 to mid-October 2016

Source: WTO Secretariat.

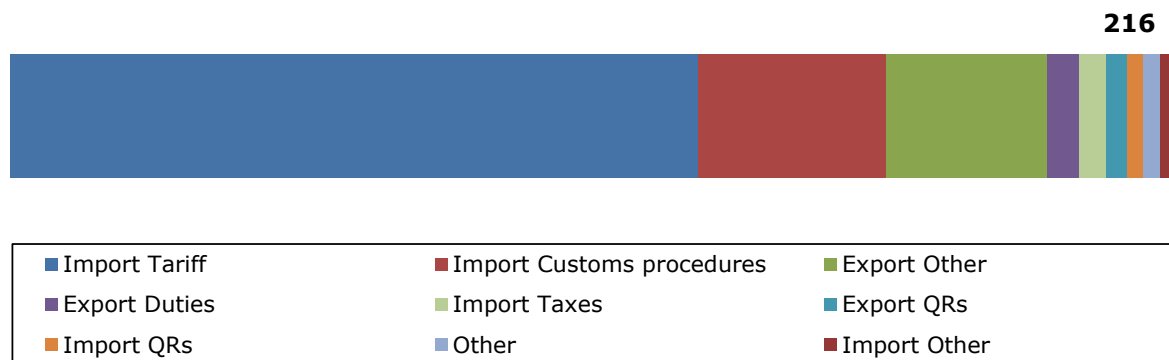
Trade-facilitating measures, excluding trade remedies

(average per month)

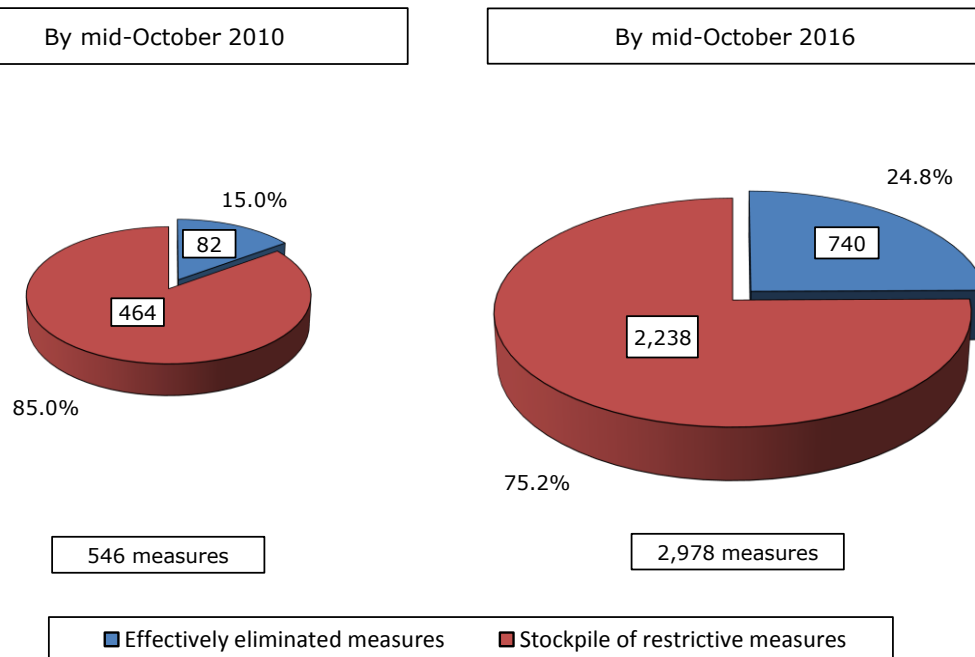


Note: Values are rounded.

Source: WTO Secretariat.

Trade-facilitating measures, mid-October 2015 to mid-October 2016

Source: WTO Secretariat.

Stockpile of trade-restrictive measures

Note: Totals include measures listed in Annex 3 and trade remedy actions.

Source: WTO Secretariat.

EXECUTIVE SUMMARY

This trade-monitoring report reviews trade-related developments during the period from 16 October 2015 to 15 October 2016.²

The report again outlines the persistent challenges faced by the international economy and for global trade. The overall stock of trade-restrictive measures continues to grow at roughly the same pace as identified in recent reports. Tangible evidence of WTO Members' progress in eliminating older measures remains elusive as the share of restrictions which have been rolled back remains stable at less than a quarter of the total recorded.

During the period under review, 182 new trade-restrictive measures were put in place – an average of just over 15 new measures per month. This confirms a return to the trend after the recent peak seen in 2015. The reduction in the monthly figure of new trade-restrictive measures should be placed in this broader context.

Overall, the stockpile of trade-restrictions recorded by this exercise has continued to increase at roughly the same pace as identified in recent reports. Of the 2,978 restrictions (including trade remedies) recorded by the monitoring exercise since October 2008, only 740 have been removed. In other words, the total number of restrictive measures still in place currently stands at 2,238 – up by almost 17% compared to the last annual overview. The addition of new restrictive measures, combined with a slow removal rate, remains a concern with 75% of all restrictive measures implemented since 2008 still in place. The longer-term trend in the number of trade-restrictive measures is an area where continued vigilance is needed.

WTO Members continued to adopt measures, both temporary and permanent in nature, aimed at facilitating trade. Members implemented 216 new trade-facilitating measures during the period under review – an average of 18 measures per month, slightly above the average 2009-2015 trend. These measures include a number of import-liberalizing measures implemented in the context of the ITA Expansion Agreement with very broad trade coverage implications. The numerical counting of the trade measures does not provide a complete picture of the extent of these measures nor their impact, but Secretariat estimates indicate that the ITA expansion measures which were implemented by certain Members during the review period cover around US\$416 billion. WTO Members have implemented more trade-facilitating than trade-restrictive measures over the review period, confirming the positive trend identified since October 2014.

In the area of trade remedies³, the decelerating trend observed in the previous reports was reversed, with the monthly average of new trade-remedy investigations recorded for this exercise being the highest since 2009. Moreover, the monthly average of trade-remedy terminations recorded during the review period is the lowest since the beginning of the monitoring exercise.

The trends in the implementation of new trade measures by WTO Members have to be considered against the uncertain global economic outlook. World trade and output grew more slowly than expected in the first half of this year, prompting the WTO to revise downward its trade forecast for 2016 and 2017. The Organization now expects world merchandise trade volume growth of 1.7% in 2016, down from an earlier estimate of 2.8%, accompanied by world GDP growth of 2.2% at market exchange rates. If the forecast for 2016 is confirmed, this would mark the slowest pace of trade and output growth since the financial crisis of 2009 and the first time in 15 years that the ratio of world trade growth to world GDP growth has fallen below 1:1. For the first time, a range of estimates has been provided for the coming year reflecting possible changes in the relationship between trade and output. World trade growth in 2017 is now expected to be between 1.8% and 3.1%, down from 3.6% previously.

Exports and imports of developing economies fell sharply in the first quarter of 2016 before staging a partial recovery in the second quarter, as concerns about slowing economic growth in China eased and as commodity prices began to rise from recent lows. Meanwhile, exports and imports of developed economies stalled as economic activity slowed in North America. For the year-to-date, world trade has been essentially flat, with the average of exports and imports in Q1

² Unless otherwise indicated in the relevant Section.

³ The analysis of trade-remedy measures in this report is without prejudice to the right of Members to take trade-remedy actions.

and Q2 declining by 0.3% compared to the same period last year. Europe had the fastest import growth of any region in the first half (up 3% year-on-year) while South America had the weakest (down 11.8%).

Even with the downward revision, risks to the forecast remain mostly on the downside. These include financial volatility stemming from changes in monetary policy in developed countries, the possibility that growing anti-trade rhetoric will increasingly be reflected in trade policy and the uncertainty about future trading arrangements in Europe following the Brexit referendum. In July, the WTO launched the World Trade Outlook Indicator (WTOI), which is designed to provide “real time” information on trends in global trade and serve as an early-warning for global trade downturns. With a current reading of 100.9 for the month of August, the WTOI has risen above trend, signaling accelerating trade growth in November-December. This is the first update of the WTOI since July, when the indicator stood at 99.0. The current WTOI reading is broadly consistent with the latest WTO trade forecast issued on 27 September, which foresaw world merchandise trade volume growth of 1.7% for 2016. The forecast noted flat trade growth in the first half of the year. The WTOI reading captures this.

Other observations of this report covered a range of subjects. WTO Members continued to show their commitment to notifying Sanitary and Phytosanitary (SPS) measures. Developing Members accounted for six out of every ten of these notifications. In the area of Technical Barriers to Trade (TBT), notifications by WTO Members significantly increased during the review period - the majority being submitted by developed Members. An increase in the number of notifications does not, however, automatically imply greater use of measures taken for protectionist purposes. During the review period, the online alert system ePing became publicly available allowing users to receive daily or weekly email alerts about SPS and TBT notifications covering products and markets of interest to them.

A decrease in the number of new general economic support measures was recorded for WTO Members during the review period. The main beneficiaries of such support included large-scale, multi-sector financial aid covering various sectors such as agriculture, forestry, construction, medical and pharmaceutical. Some programmes provided specific support to SMEs and export-related activities or enterprises.

In the area of trade in services, important developments were observed for several sectors such as air transport, construction, distribution, finance, postal, maritime transport and telecommunications, as well as in the supply of services through the movement of natural persons. Albeit with exceptions, the trend has been towards further liberalization and the strengthening and clarification of relevant regulatory requirements.

This report draws attention to the changing technological landscape and to the increasing significance of intellectual property (IP) in economic development. Several WTO Members adopted new national and regional policies related to IP and the digital economy.

Several other important trade-related developments also took place during 2016. These include new initiatives in the area of Regional Trade Agreements (RTAs) and developments in the Trade Facilitation Agreement (TFA), in Government Procurement and Electronic Commerce, the implementation of the ITA Expansion Agreement and the new biennium Aid for Trade programme.

This monitoring report has outlined the challenges faced by the international economy in 2016 and which continue to weigh on international trade flows. Despite some positive developments, it is clear that the financial crisis has had a long tail. The findings of this report underscore the importance of WTO Members working together to resist protectionist pressures. The WTO will continue to provide a predictable, transparent and inclusive framework to assist Members in this endeavour.

The repercussions of the uncertainty in the world economy have recently been amplified by a growing anti-trade rhetoric. WTO Members need to work together to ensure that the benefits of trade are spread more widely and are better understood. A failure to make the case for inclusive trade could pave the way for increased protectionism in the future.

1 INTRODUCTION

1.1. This report is submitted to the Trade Policy Review Body (TPRB) pursuant to Paragraph G of the Trade Policy Review Mechanism mandate in Annex 3 to the WTO Agreement. This provides for an annual report by the Director-General to assist the TPRB in undertaking its annual overview of developments in the international trading environment that are having an impact on the multilateral trading system. It builds on the Director-General's report to the TPRB on trade-related developments circulated to Members on 4 July 2016.⁴

1.2. This report covers the period from 16 October 2015 to 15 October 2016, unless otherwise indicated. Measures implemented outside the reviewed period are not included in the Annexes. The report is intended to be purely factual and is issued under the sole responsibility of the Director-General. It has no legal effect on the rights and obligations of Members, nor does it have any legal implication with respect to the conformity of any measure noted in the report with any WTO Agreement or any provision thereof. Specifically, this report does in no way question the explicit right of Members to resort to trade-remedy measures and is without prejudice to Members' negotiating positions.

1.3. At the WTO Ministerial Conference in December 2011, Ministers recognized the regular work undertaken by the TPRB through the monitoring exercise of trade and trade-related measures, took note of the work initially done in the context of the global financial and economic crisis and directed it to be continued and strengthened. Ministers invited the Director-General to continue presenting his trade-monitoring reports on a regular basis, and asked the TPRB to consider these monitoring reports in addition to its meeting to undertake the Annual Overview of Developments in the International Trading Environment. Ministers committed to duly comply with the existing transparency obligations and reporting requirements needed for the preparation of these monitoring reports, and to continue to support and cooperate with the WTO Secretariat in a constructive fashion.⁵

1.4. Section 2 of the report provides an overview of recent economic and trade trends. Section 3 presents an account of a number of trade and trade-related policy developments during the review period. Policy developments in trade in services and trade in IP are included in Sections 4 and 5, respectively. Section 6 provides an account of transparency of trade policies across a wide range of WTO bodies. The report's annexes list specific trade policy measures of individual Members implemented during the period under review in five categories: trade-facilitating measures (Annex 1), trade-remedy actions (Annex 2), other trade and trade-related measures (Annex 3), general economic support measures (Annex 4) and services measures (Annex 5). The country-specific measures listed in the five annexes are new measures implemented by Members and Observers during the period under review and recorded by the report.⁶ The compilation of all measures that have been recorded in Annexes 1-3 by the trade-monitoring reports since October 2008 is available in the Trade Monitoring Database.⁷

1.5. Specific developments related to SPS measures and TBT are covered separately in Section 3.

1.6. Information on the measures included in this report has been collected from inputs submitted by Members and Observers, as well as from other official and public sources.⁸ Replies to the Director-General's initial request for information on measures taken during the period under review were received from 84 Members⁹ (Box 1.1), which represents 51% of the membership. This is the first time that participation in the preparation of these reports rises above more than half of the WTO membership. Four Observers also replied to the request for information. The WTO Secretariat has drawn on these replies, as well as on a variety of other sources, to prepare this

⁴ WTO document WT/TPR/OV/W/10, 4 July 2016.

⁵ WTO document, WT/L/848, 19 December 2011.

⁶ The inclusion of any measure in this report or in its annexes implies no judgement by the WTO Secretariat on whether or not such measure, or its intent, is protectionist in nature. Moreover, nothing in this report implies any judgement, either direct or indirect, as to the consistency of any measure referred to in the report with the provisions of any WTO Agreement.

⁷ Viewed at: <http://tmdb.wto.org/>. The database does not include SPS and TBT measures, general economic support measures, services measures or TRIPS-related measures.

⁸ Appendix 1 contains a full overview of the participation of Members and Observers in the preparation of this report.

⁹ The European Union and its Member States counted separately.

report. Participation in the verification process was uneven, and in several instances the Secretariat received only partial responses and often after the indicated deadline.¹⁰ Where it has not been possible to confirm the information, this is noted in the Annexes.

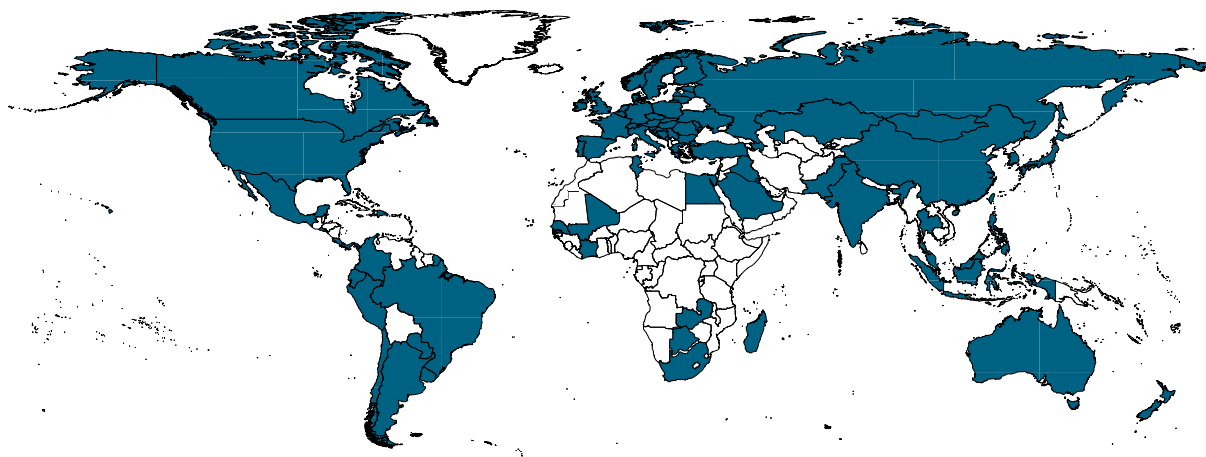
1.7. The OECD has contributed two topical boxes for this report both of which address issues related to global value chains. The first box takes a closer look at the jobs that GVCs sustain domestically and globally. The second box focuses on the role of foreign value added in enhancing export performance.

Box 1.1 Participation in the preparation of this report

Argentina	Jamaica	Qatar
Australia	Japan	Russian Federation
Azerbaijan*	Kazakhstan	Saudi Arabia, Kingdom of
Bosnia and Herzegovina*	Korea, Republic of	Senegal
Botswana	Kuwait, State of	Serbia*
Brazil	Macao, China	Seychelles
Canada	Madagascar	Singapore
Chile	Malaysia	South Africa
China	Mali	Switzerland
Colombia	Mauritius	Separate Customs Territory of Taiwan, Penghu, Kinmen and Matsu (Chinese Taipei)
Costa Rica	Mexico	Thailand
Côte d'Ivoire	Moldova, Republic of	Trinidad and Tobago
Dominican Republic	Mongolia	Tunisia
Ecuador	Montenegro	Turkey
Egypt	New Zealand	Ukraine
El Salvador	Norway	United States of America
European Union	Pakistan	Uruguay
Hong Kong, China	Panama	Zambia
India	Paraguay	
Indonesia	Peru	
Iraq*	Philippines	

* Observer

WTO Members and Observers Participating in the WTO Monitoring Exercise



Source: WTO Secretariat.

2 RECENT ECONOMIC AND TRADE DEVELOPMENTS

2.1 Overview

2.1. World trade growth stagnated in the first half of 2016, with a sharper than expected decline in merchandise trade volume in the first quarter (-1.1% quarter-on-quarter, as measured by the

¹⁰ The information contained in the annexes reflects the overall participation in the exercise and responses to the verification request and should therefore not be considered exhaustive.

average of seasonally-adjusted exports and imports), followed by a smaller than anticipated rebound in the second quarter (+0.3%). Year-on-year, merchandise trade growth was essentially flat compared to the same period in 2015.

2.2. The weakness of trade in Q1 and Q2 was driven by falling imports in Asia, South America and Other Regions (comprising Africa, the Middle East and the Commonwealth of Independent States (CIS)), but also by weak demand in North America, which recorded the strongest import growth of any region in 2014 and 2015, but which has slowed since then. European imports made the largest contribution to global demand for traded goods in the first half of 2016, increasing by 3% year-on-year. Meanwhile, imports remained deeply depressed in South America, down 11.8% in the first half of 2016 compared to 2015. Slowing global import demand translated into stagnant exports in developed and developing economies alike.

2.3. The slow pace of trade expansion in the first half of this year prompted the WTO to revise downward its trade projections for the whole of 2016, as well as for 2017. According to the latest forecast update of 27 September 2016, world merchandise trade volume should grow 1.7% in 2016, well below the previous estimate of 2.8%. The forecast for 2017 has also been revised downward, with trade expected to grow between 1.8% and 3.1%, down from 3.6% previously. If the current year's forecast is realized, 2016 would mark the slowest pace of trade growth since the financial crisis.

2.4. The trade forecast is premised on consensus estimates of world real GDP growth of 2.2% at market exchange rates in 2016 and 2.5% in 2017. These figures underline the lower responsiveness of trade growth to GDP growth that has been observed in recent years. Over the long term, world merchandise trade volume has typically grown around 1.5 times faster than world real GDP at market exchange rates, although in the 1990s trade grew about twice as fast as output. However, since 2012 the ratio of trade growth to GDP growth has fallen to roughly 1:1. If the latest WTO forecasts for trade and output in 2016 are realized, the ratio of trade growth to GDP growth will fall to 0.8, its lowest level in 15 years. The shifting ratio of trade growth to GDP growth and an increase of the number of systematically important traders have made it more difficult to forecast future trade growth. It is for this reason that the WTO is now providing a range of estimates for trade in 2017 rather than a single point estimate.

2.5. Despite the slowing pace of trade volume growth in 2016, trade growth in value (i.e. current U.S. dollar) terms is at least stabilizing, partly as a result of exchange rate and commodity price movements. Year-on-year growth in the U.S. dollar value of world merchandise exports was -3.8% in 2016Q2, compared to -13.5% in 2015Q2. Meanwhile, year-on-year growth in world commercial services trade has risen to -1.6% in 2016Q2 from -7.4% in 2015Q2.

2.2 Economic Developments

2.6. Slower trade growth has been accompanied by weaker actual and forecast GDP growth for the world and for major traders. There is no single explanation for the slower pace of economic growth, rather a series of idiosyncratic shocks (e.g. a political crisis in Brazil, forest fires in Canada, financial market volatility in China, etc.) on top of an already low baseline growth rate.

2.7. Some important, but difficult-to-quantify, downside risks have materialized, most notably the outcome of the Brexit referendum in the United Kingdom. The main short-run impact of the referendum result was a sharp drop in the exchange rate of the UK pound against currencies of trading partners, including the U.S. dollar and the euro. Economic impacts over the longer term remain to be seen.

2.8. During the review period, economic activity was weaker than predicted by earlier GDP forecasts, particularly in North America. The consensus forecast for world real GDP growth at market exchange rates in 2016 was 2.4% in April, whereas today it stands at 2.2%, the lowest rate since the financial crisis.

2.9. In the United States, seasonally-adjusted GDP grew at an annualized rate of 0.8% quarter-on-quarter in 2016Q1 and 1.4% 2016Q2, down from 2.6% in 2015Q2. Growth in the euro area was fairly robust in the first quarter of 2016 at 2.1%, but this slowed to 1.2% in the second quarter. In contrast, the pace of expansion in the United Kingdom accelerated to 2.7% in the

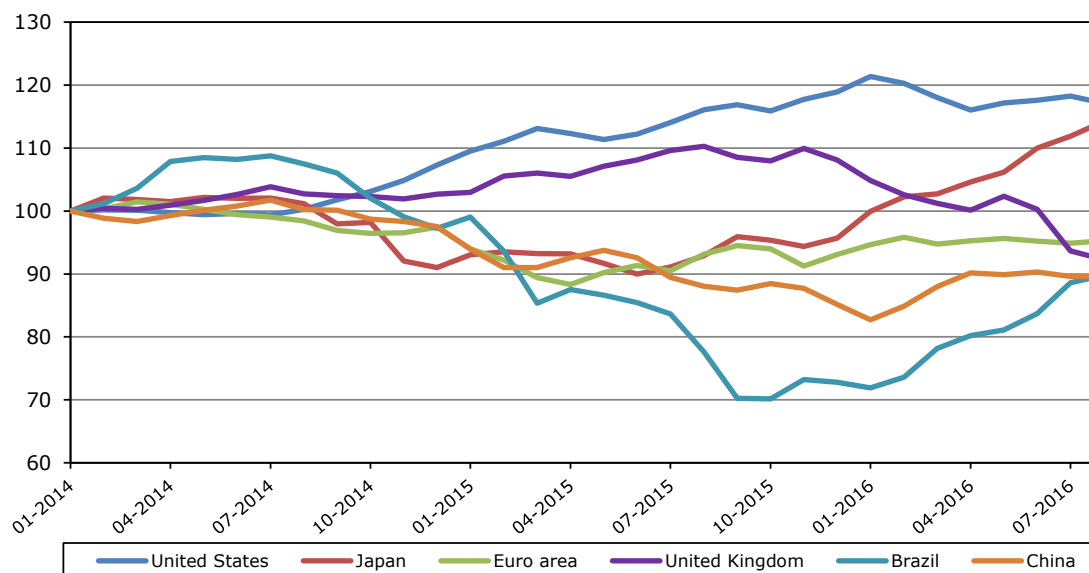
second quarter from 1.7% in the first, leaving Europe-wide growth only slightly below earlier forecasts. Japan's GDP growth was stronger in the first quarter (2.1%) than in the second quarter (0.7%). Meanwhile, China's economy expanded at a relatively slow pace in Q1 (1.2% non-annualized, or around 4.9% annualized) before rebounding in Q2 (1.8% non-annualized, equivalent to annual growth of around 7.4%). These trends left overall Asian GDP roughly in line with expectations. Growth was worse than expected in resource exporting countries and regions.

2.10. Unemployment has changed little in developed countries since the last report. The jobless rate currently stands at 5% in the United States, 8.6% in the European Union and 3.1% in Japan. Meanwhile, forward looking economic indicators including Composite Leading Indicators (CLIs) from the OECD point to stabilizing growth momentum in both developed and developing economies. 2016 remains on track to be the fifth consecutive year with world trade volume growth below 3% and with global trade growth slightly lower than world GDP growth.

2.11. Fluctuations in exchange rates since 2014 have strongly influenced nominal trade statistics, most of which are measured in current U.S. dollars. These developments are illustrated by Chart 2.1, which shows indices of nominal effective exchange rates for selected economies from the Bank for International Settlements (BIS) through August 2016. Since January of this year, the U.S. dollar has fallen 3.5% in value on average against the currencies of its trading partners. The UK pound has also depreciated by 12% over the same period. The value of the pound fell sharply in July after the Brexit referendum, but the currency's slide actually started in November 2015. The average value of the euro in terms of other currencies has changed little since the start of 2016, up 0.7%. Meanwhile, Japan's yen has appreciated by more than 14% over the same period. The nominal effective exchange rate of China's RMB rose by 8% since the start of the year, but it is still down around 10% since January 2015. Brazil's real has also strengthened substantially over the course of 2016, rising nearly 25% in value since January.

Chart 2.1 Nominal effective exchange rate indices for selected economies, January 2014 - August 2016^a

(index, January 2014 = 100)



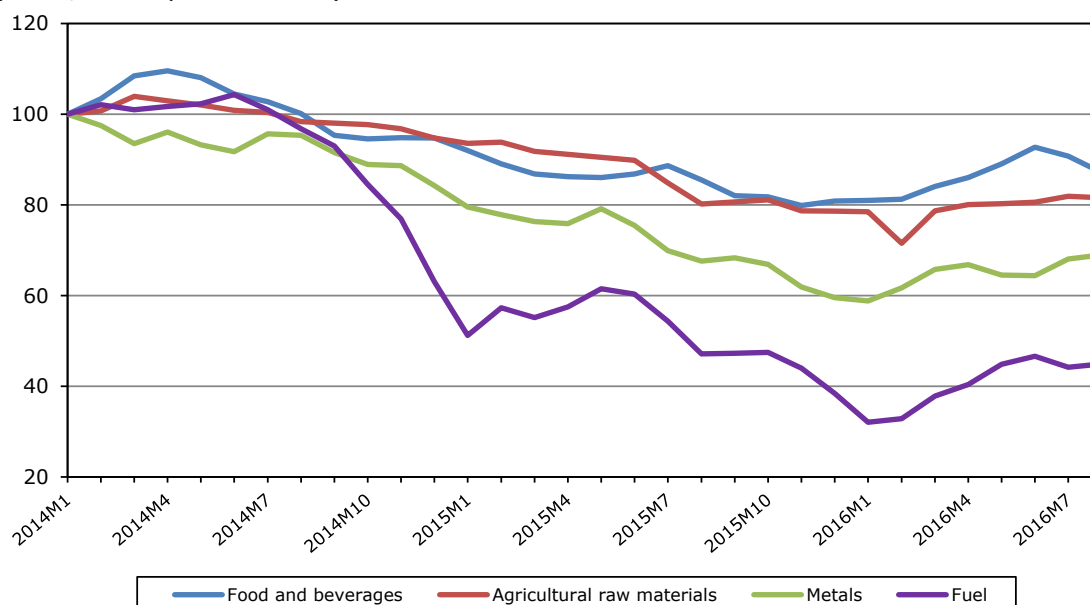
a Nominal effective exchange rate indices against a broad basket of currencies.

Source: Bank for International Settlements (BIS).

2.12. Prices for oil and other primary commodities in U.S. dollar terms have risen since January but remain well below their levels of a few years ago. These trends are illustrated in Chart 2.2 which shows International Monetary Fund (IMF) commodity price indices. In August, fuel prices were up 41% for the year to date, although they were still down 55% compared to January 2014. An inverse relationship tends to hold between the level of the U.S. dollar and the price of oil, with changes in the value of the dollar mirrored by changes in the opposite direction in oil prices. The partial recovery of oil prices should boost export revenues in exporting countries, but resilient production suggests that the rebound will be fairly modest.

Chart 2.2 Prices of primary commodities, January 2014 - August 2016

(index, January 2014 = 100)



Source: IMF Primary Commodity Prices.

2.3 Merchandise Trade

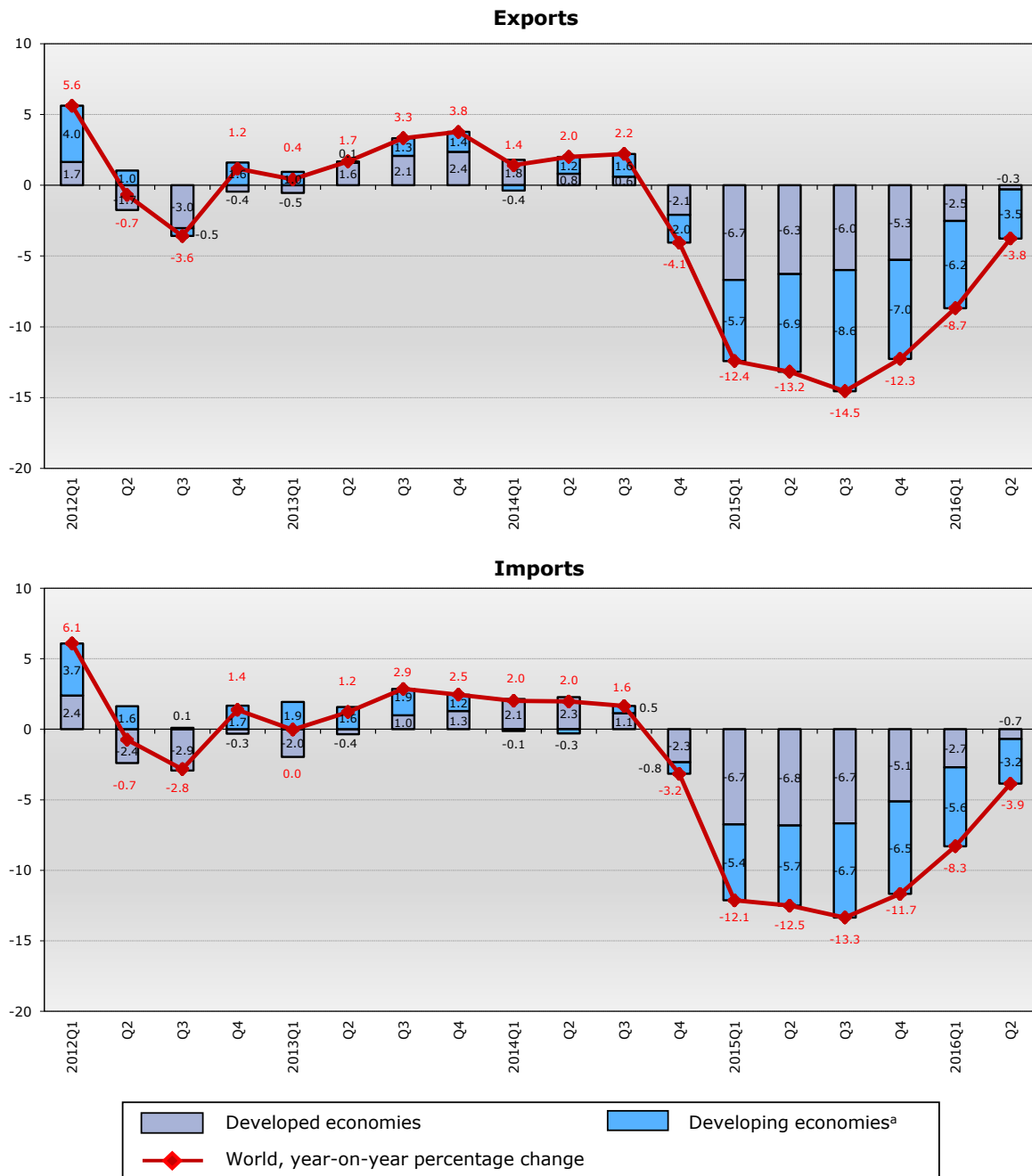
2.13. Chart 2.3 shows year-on-year growth in the dollar value of merchandise trade (red line), as well as relative contributions to nominal trade growth from developed and developing economies (stacked bars). Developments on the export and import sides are similar, with year-on-year growth recovering through Q2 and with developing economies weighing more heavily on growth than developed countries. Trade continues to recover in nominal terms despite continued slower real trade growth. Under current circumstances with large exchange rate and commodity price fluctuations, nominal trade statistics should be interpreted with caution.

2.14. Trade statistics in volume terms often provide a more accurate picture of trade developments since they are adjusted to account for shifts in commodity prices and exchange rates. Chart 2.4 shows seasonally-adjusted quarterly merchandise trade volume indices for selected economies through 2016Q2 based on data jointly prepared by the WTO and UNCTAD. The data show that imports and exports of Developing Asia (which includes China) slumped in Q1 but rebounded partially in Q2. Meanwhile, the United States and other developed economies registered modest declines in import demand in Q2. European Union imports from the rest of the world have been fairly strong for the year to date, with growth particularly robust in Q1. Finally, the slide in Brazil's imports appears to have been arrested in the second quarter while the country's exports also plateaued in Q2.

2.15. Chart 2.5 shows monthly merchandise trade developments of selected economies in current U.S. dollar terms. These statistics are more timely than the WTO's quarterly trade volume indices, but since they are subject to distortion from commodity prices and exchange rates they should be interpreted with caution. Export and import values appear to be recovering gradually for most major economies.

Chart 2.3 Contributions to year-on-year growth in world merchandise exports and imports, 2012Q1 - 2016Q2

(% change in US\$ values)



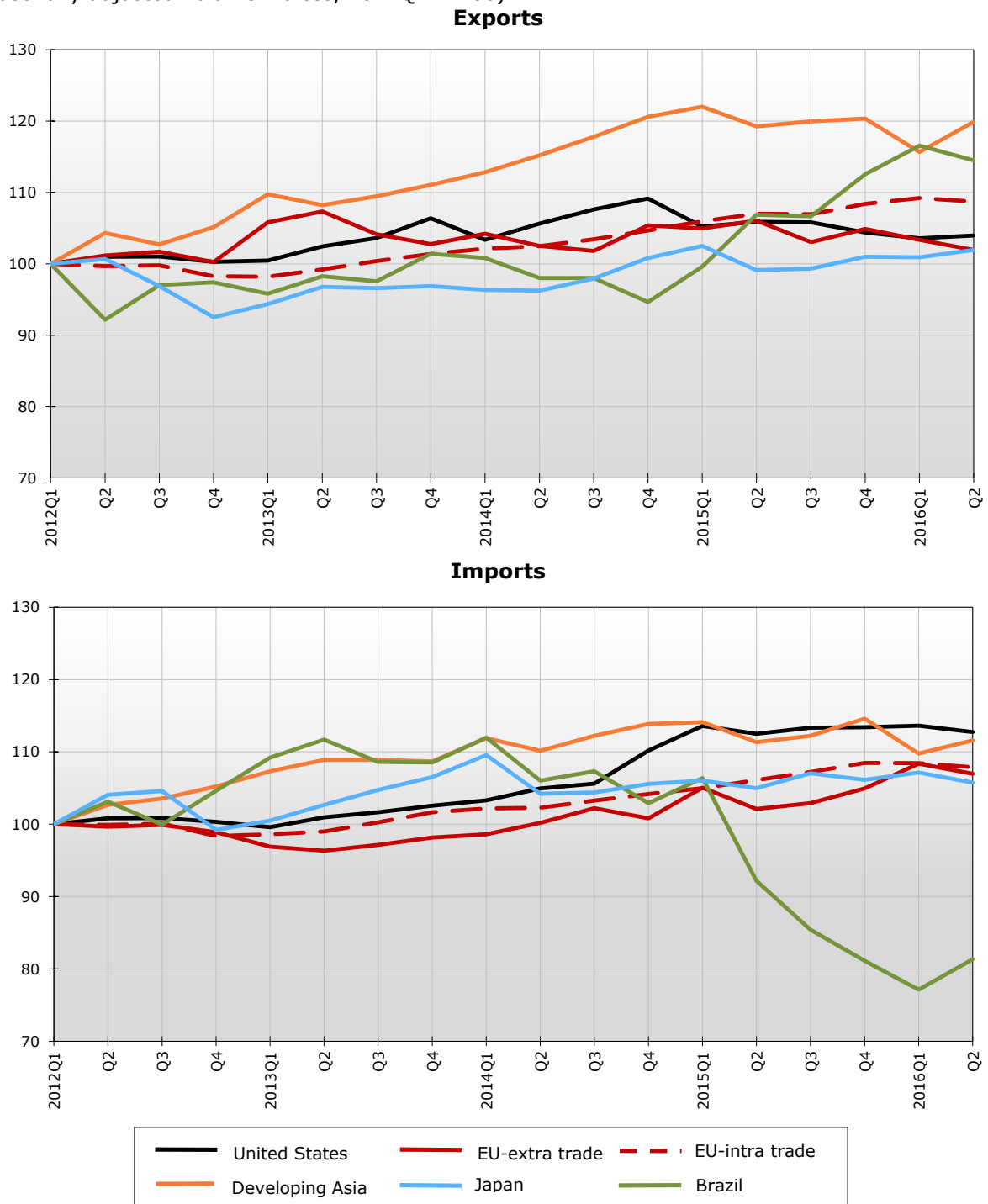
^a Includes significant re-exports. Also includes the CIS.

Note: Due to scarce data availability, Africa and Middle East are under-represented in world totals.

Source: WTO Secretariat estimates, based on data compiled from IMF International Financial Statistics, Eurostat Comext Database, Global Trade Atlas and national statistics.

Chart 2.4 Volume of exports and imports of selected economies, 2012Q1 - 2016Q2

(seasonally adjusted volume indices, 2012Q1 = 100)

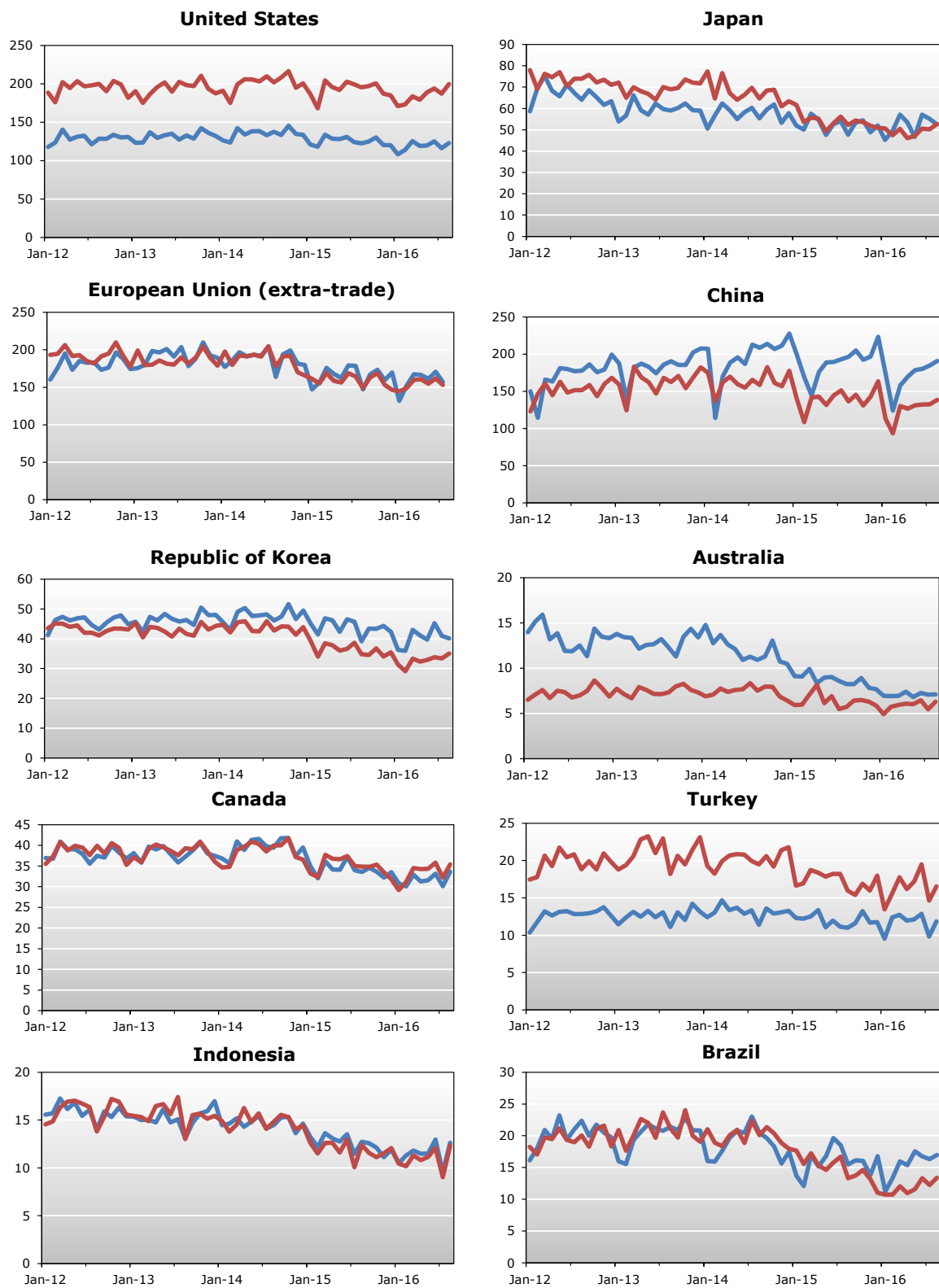


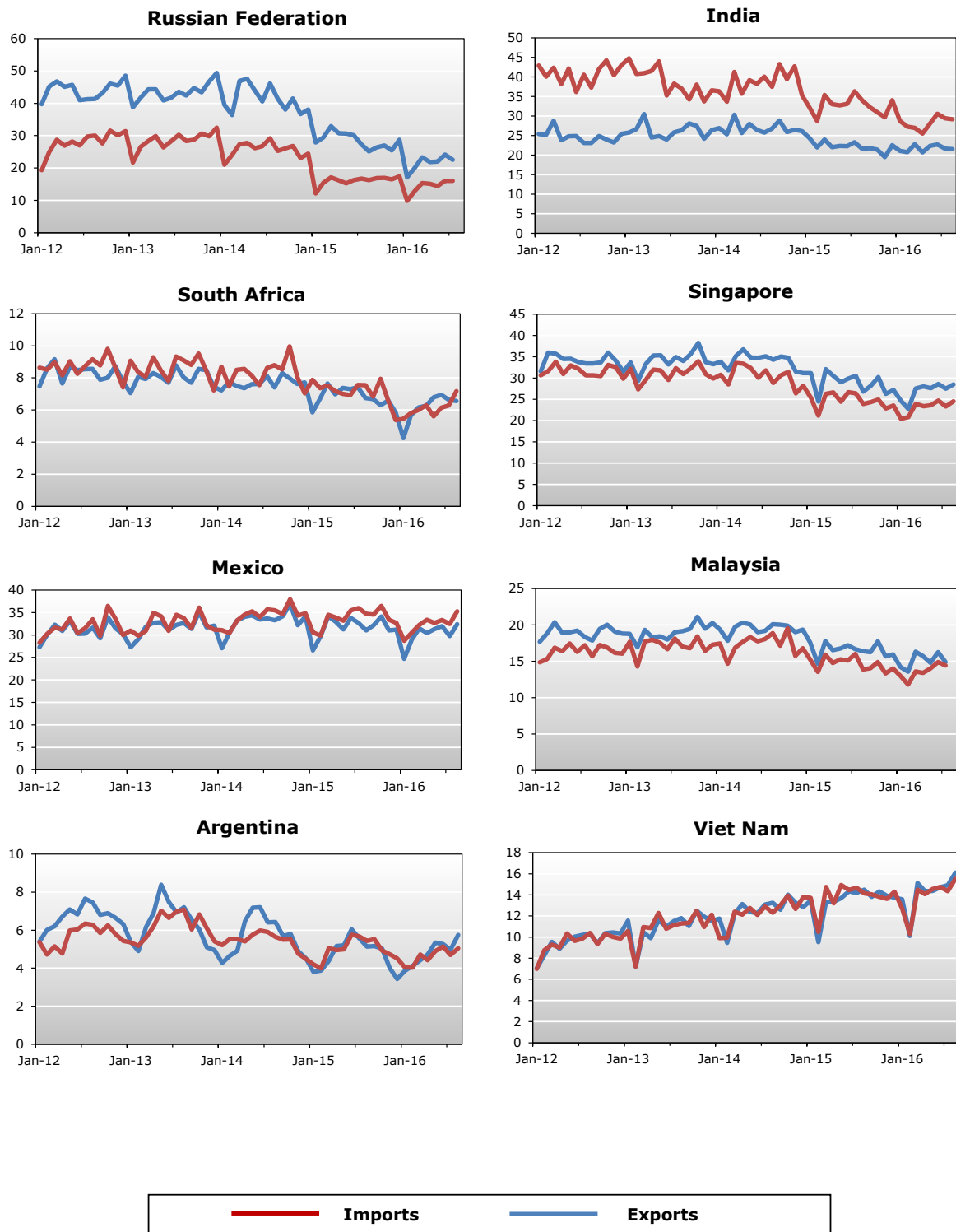
Note: Data for the United States, Japan and the European Union were obtained from national statistical sources while figures for Brazil and Developing Asia are seasonally adjusted Secretariat estimates. Official seasonally-adjusted quarterly trade volume statistics are not available for China.

Source: WTO and UNCTAD Secretariats.

Chart 2.5 Merchandise exports and imports of selected economies, January 2012 - September 2016

(US\$ billion)





Source: IMF International Financial Statistics, Global Trade Information Services, Global Trade Atlas database, national statistics.

2.4 Trade in Commercial Services

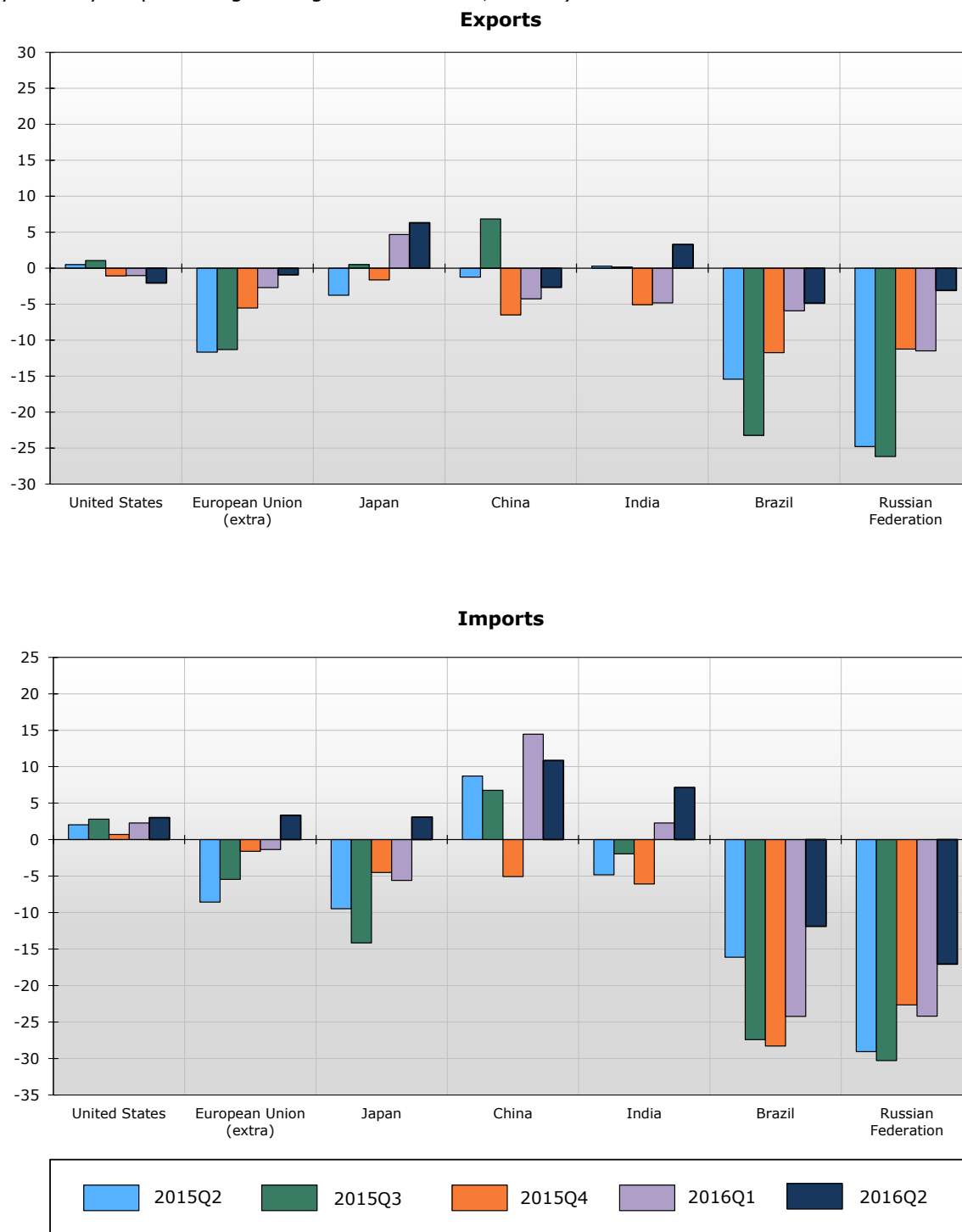
2.16. Chart 2.6 shows year-on-year growth in the dollar value of commercial services trade for selected economies through 2016Q2. These data are also subject to distortion from exchange rate fluctuations, but the volatility of services trade is generally inferior to that of merchandise trade.

Exports were down slightly (-2% year-on-year) and imports were up moderately (+3% year-on-year) in the United States in Q2, although the pace of expansion has remained more or less steady over the last year. Meanwhile, the dollar value of the European Union's exports of commercial services to the rest of the world was down slightly (-1%) in Q2 while the value of extra-EU imports was up (+3%).

2.17. Growth of commercial services exports and imports in other major economies has turned increasingly positive, or at least less negative. China's imports of commercial services were down around 5% year-on-year in the fourth quarter of 2015 before rebounding in the first half of 2016 (up 15% in Q1 and 11% in Q2). Despite a degree of improvement in the second quarter of 2016, services imports of Brazil and the Russian Federation remain deeply depressed.

Chart 2.6 Commercial services exports and imports of selected economies, 2015Q2 - 2016Q2

(year-on-year percentage change in current US\$ values)



Source: WTO and UNCTAD Secretariats.

2.5 Trade Forecast and Economic Outlook

2.18. Table 2.1 below summarizes the WTO's most recent trade forecast, which was updated on 27 September 2016. According to these estimates, world merchandise trade volume as measured by the average of exports and imports will grow more slowly than world GDP at market exchange rates in 2016, 1.7% compared to 2.2%. Exports of developed countries are expected to outpace

those of developing economies, with growth of 2.1% compared to 1.2%. Meanwhile, imports of developing economies are expected to see sluggish growth of 0.4% compared to 2.6% for developed countries.

2.19. A range of estimates has been provided for 2017 to reflect the increasingly uncertain relationship between trade growth and income growth. World trade growth could be as high as 3.1% next year if it regains some dynamism. However, it could also be as low as 1.8% if the ratio of trade growth to GDP growth continues to weaken.

2.20. A number of reasons have been advanced to explain the decline in the ratio of trade growth to GDP growth in recent years, including the changes in the import content of demand, an absence of trade liberalization, emerging protectionism and the maturation of GVCs. All have likely played a role, but whatever the cause, the recent run of weak trade growth relative to GDP suggests the need for a better understanding of changing global economic relationships.

Table 2.1 Merchandise trade volume and real GDP, 2012-2017

(annual % change)

	2012	2013	2014	2015	2016 ^a	2017 ^a
Volume of world merchandise trade	2.2	2.4	2.8	2.7	1.7	1.8 - 3.1
Exports						
Developed economies	1.1	1.7	2.4	2.8	2.1	1.7 - 2.9
Developing economies	3.8	3.8	3.1	3.2	1.2	1.9 - 3.4
North America	4.5	2.8	4.1	0.8	0.7	1.6 - 2.9
South and Central America	0.9	1.2	-1.8	1.3	4.4	3.1 - 5.5
Europe	0.8	1.7	2.0	3.7	2.8	1.8 - 3.1
Asia	2.7	5.0	4.8	3.1	0.3	1.8 - 3.2
Other Regions ^b	3.9	0.6	-0.1	3.9	2.5	1.5 - 2.6
Imports						
Developed economies	-0.1	-0.2	3.5	4.6	2.6	1.7 - 2.9
Developing economies	4.8	5.6	2.9	1.1	0.4	1.8 - 3.1
North America	3.2	1.2	4.7	6.5	1.9	1.9 - 3.1
South and Central America	0.7	3.6	-2.2	-5.8	-8.3	2.2 - 3.7
Europe	-1.8	-0.3	3.2	4.3	3.7	1.8 - 3.1
Asia	3.7	4.8	3.3	1.8	1.6	2.0 - 3.3
Other Regions ^b	9.9	3.5	-0.5	-6.0	-2.8	0.6 - 1.0
Real GDP at market exchange rates (2005)	2.3	2.2	2.5	2.4	2.2	2.5
Developed economies	1.1	1.0	1.7	1.9	1.5	1.7
Developing economies	4.7	4.5	4.2	3.4	3.4	4.1
North America	2.3	1.5	2.4	2.3	1.6	2.3
South and Central America	2.9	3.4	1.0	-1.0	-1.6	1.4
Europe	-0.2	0.5	1.5	1.9	1.7	1.5
Asia	4.4	4.3	4.0	4.0	3.9	3.9
Other Regions ^b	3.9	2.6	2.6	0.9	1.4	2.6

a Figures for 2016 and 2017 are projections.

b Other Regions comprise Africa, CIS and Middle East.

Source: WTO Secretariat for trade, consensus estimates for GDP.

2.21. Box 2.1 introduces the new WTOI release in July 2016 for the first time.

Box 2.1 The WTO World Trade Outlook Indicator

In 2016 the WTO launched a new World Trade Outlook Indicator (WTOI), which is designed to provide “real time” information on the current trajectory of world trade and clues about its direction in the near future. The WTOI combines 6 component indices of trade-related data into an overall index that signals trade conditions 3-4 months ahead of quarterly trade volume data. As such, the WTOI should contribute to better monitoring of global trade developments in the future.

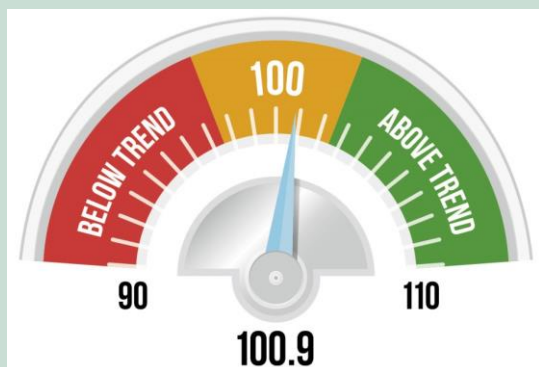
The component indices are either leading with respect to world trade or coincide with trade data but are available earlier. They include:

- export orders reported by manufacturers in purchasing managers indices;
- international air freight in freight tonne kilometres (FTKs) from the International Air Transport Association (IATA);
- container throughput of major ports, in twenty-foot equivalent (TEU) units;
- automobile sales and/or production in selected economies;
- customs data on electronic components trade in physical units; and
- customs data on agricultural raw materials trade in physical units.

World Trade Outlook Indicator

100.9

(Index, trend = 100)



Drivers of trade

	Level of Index	Direction of change
Merchandise trade volume (Q2)	97.0	➡
Export orders	101.8	➡
International air freight (IATA)	103.2	⬆
Container port throughput	99.3	⬆
Automobile production and sales	99.6	➡
Electronic components	100.4	⬆
Agricultural raw materials	103.1	⬆

The main contribution of the WTOI is to identify turning points and to gauge momentum in global trade. Although is not a forecast per se, it complements trade statistics and forecasts from the WTO and other organizations. The headline figure denotes performance relative to recent trends. For example, a reading of 100 suggests trade growth in line with recent trends, while readings greater or less than 100 indicate above or below trend growth.

The first WTOI was released in July with data through April and had a below-trend score of 99.0 suggesting weak trade growth in Q2 and into Q3. This turned out to be the case. The first update of the WTOI, issued in November with data through August, had the indicator rising slightly above trend to 100.9, signalling a modest acceleration of trade into Q4. This is broadly consistent with the WTO's most recent forecast of 1.7% merchandise trade volume growth for 2016, which would require somewhat stronger growth in the second half of the year after a stagnant first half. The WTO will continuously evaluate the indicator going forward and make adjustment from time to time as necessary to enhance its performance. Future releases are expected to be on a quarterly basis, with timing depending on data availability. The next update is anticipated in February 2017.

Source: WTO Secretariat.

3 TRADE AND TRADE-RELATED POLICY ISSUES

3.1. The following Sections provide a more in-depth analysis of selected trade and trade-related policy developments, including several areas in which significant developments took place during the review period.

3.1 Overview

3.2. The trade measures compiled for this report are presented in three categories: (i) measures that clearly facilitate trade (Annex 1); (ii) trade-remedy measures (Annex 2); and (iii) other trade and trade-related measures (Annex 3).¹¹ The total number of measures in these three categories recorded over the period mid-October 2015 to mid-October 2016 was 745. This figure includes 216 trade-facilitating measures, 347 trade-remedy measures and 182 other trade and trade-related measures.

3.3. During the twelve-month period covered by this report, 216 trade-facilitating measures (Table 3.1) were recorded. This figure corresponds to 18 trade-facilitating measures applied per month, and remains above the average for the 2009-2015 period. Around 60% of these trade-facilitating measures consist of measures that provide for tariff reductions, sometimes applied on a temporary basis, and another 16% of these measures provide facilitation of customs procedures. Measures implemented in the context of the ITA Expansion Agreement are also included in these numbers (Box 3.1). The trade-facilitating measures recorded by this monitoring report¹² are valued at US\$248.9 billion (1.51% of world merchandise imports) compared to US\$170.3 billion (0.91%) reported in the last annual overview.¹³

Table 3.1 Measures facilitating trade (Annex 1)

Type of measure	Mid-October 2011 to mid-October 2012	Mid-October 2012 to mid-November 2013	Mid-November 2013 to mid-October 2014	Mid-October 2014 to mid-October 2015	Mid-October 2015 to mid-October 2016
Import	136	101	168	192	173
- Tariff	120	82	145	160	128
- Customs procedures	13	15	18	24	35
- Tax	2	3	1	4	5
- Quantitative restrictions	1	1	4	4	3
- Other	0	0	0	0	2
Export	18	6	9	26	40
- Duties	7	3	4	13	6
- Quantitative restrictions	11	3	3	1	4
- Other	0	0	2	12	30
Other	8	0	0	4	3
Total	162	107	177	222	216
<i>Average per month</i>	<i>13.5</i>	<i>8.2</i>	<i>16.1</i>	<i>18.5</i>	<i>18.0</i>

Source: WTO Secretariat.

¹¹ Annexes 1 to 3 do not include SPS, TBT, services or IP measures. These are dealt with in separate Sections of this report and in Annex 5 (services). Nor do they include subsidies and other forms of general economic support, which are listed in Annex 4.

¹² However, because of the very significant trade coverage value of the ITA expansion measures, they have not been included in the figures evaluating the trade coverage of the trade facilitating measures as it would distort any comparison with previous reports. For more details on the ITA Expansion Agreement see Section 3.9.

¹³ The trade coverage of a measure is calculated to be the value of imports of the specific product concerned from countries affected by the measure as a share of the value of total world merchandise imports. Highly-traded goods may significantly influence the estimation of the trade coverage. The trade coverage calculation includes one measure by China (import tariff reduction under the APEC Environmental Goods Initiative) accounting for 38% of the total, and one measure by Ukraine (elimination of temporary tariff increase under BOP provisions) accounting for 15% of the total.

3.4. The principal product sectors (HS Chapters) benefiting from the trade-facilitating measures were: optical, measuring, precision and medical instruments, machinery and mechanical appliances, electrical machinery and parts thereof, and mineral fuels and oils.¹⁴

Box 3.1 Trade coverage of the ITA Expansion Agreement

The review period covered by this report saw the first instances of implementation of the ITA Expansion Agreement.

According to very preliminary Secretariat estimates the trade coverage of the import-facilitating measures in the context of the ITA Expansion Agreement and recorded in this report amounted to over US\$416 billion or around 2.5% of the value of total world merchandise imports.^a These measures were implemented by Canada, China, the European Union, Iceland, Israel, Malaysia, Mauritius, Montenegro, New Zealand, Norway, Chinese Taipei, Thailand and the United States and are reflected in Annex 1.

Given the very significant trade coverage value of these measures, they have not been included in the figures evaluating the trade coverage of the trade facilitating measures in Section 3.1 as it would distort the value of any comparison with previous reports.

For more details on the ITA Expansion Agreement see Section 3.9.

- a Calculated at HS six-digit level and using 2015 import figures. Singapore and Hong Kong, China are not included in this figure as their tariffs on these products are already zero.

Source: WTO Secretariat.

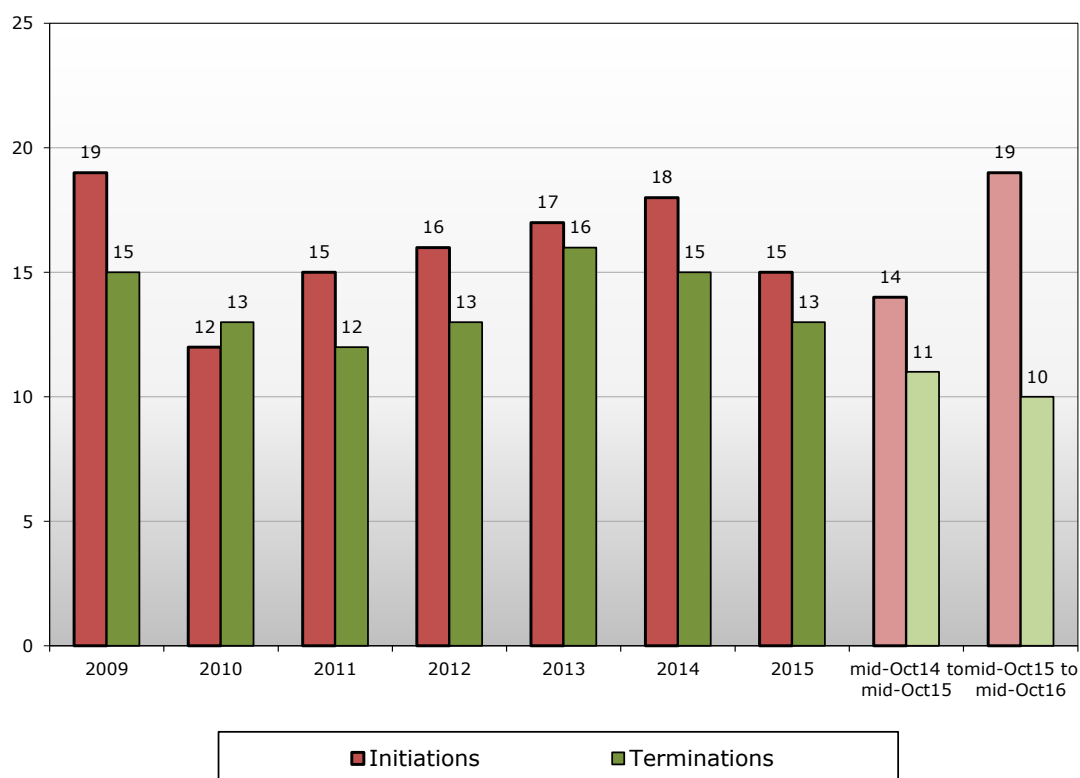
3.5. Trade-remedy measures taken between mid-October 2015 and mid-October 2016 are listed in Annex 2.¹⁵ As a share of all trade and trade-related measures recorded for the review period, trade remedies make up 47%, up from 43% in the previous annual report. Out of the 347 trade remedy measures recorded (Table 3.2), 257, or almost three-quarters, were anti-dumping actions. In line with the trend identified in recent monitoring reports, more initiations were recorded than terminations. The monthly average of trade remedy initiations of investigations for this exercise equals the highest recorded since 2009, whereas the monthly average of trade remedy terminations is the lowest since the beginning of the monitoring exercise (Chart 3.1). Moreover, the gap between trade remedy initiations and terminations is the highest recorded since 2009.

¹⁴ In the previous annual overview report the sectors were: mineral fuels and oils; precious metals (gold); machinery and mechanical appliances; electrical machinery and equipment; and vehicles and parts thereof (mainly of motorcycles).

¹⁵ The trade-remedy actions that are included in Annex 2 are initiations of investigations that may lead to the imposition of anti-dumping, countervail or safeguard measures. The imposition of a provisional or definitive measure following an investigation is not treated as a separate measure for the purpose of Annex 2 (to avoid double counting). In this Section of the report the number of trade-remedy actions is counted based on a methodology that treats an investigation involving imports from more than one country as one trade remedy action, thus producing lower figures compared to those identified in Section 3.2. The period covered in Section 3.2 is also slightly different due to its reliance on the semi-annual notifications of anti-dumping and countervailing measures.

Chart 3.1 Initiations and terminations of trade remedies

(average per month)



Note: Values are rounded.

Source: WTO Secretariat.

Table 3.2 Trade remedy measures (Annex 2)

Type of measure	Mid-October 2012 to mid-November 2013		Mid-November 2013 to mid-October 2014		Mid-October 2014 to mid-October 2015		Mid-October 2015 to mid-October 2016	
	Initiations	Terminations	Initiations	Terminations	Initiations	Terminations	Initiations	Terminations
Trade remedy								
Anti-dumping	156	112	134	133	130	111	160	97
Countervailing	24	9	21	15	21	14	27	16
Safeguard	37	17	16	18	14	7	35	12
Total	217	138	171	166	165	132	222	125
<i>Average per month</i>	<i>16.7</i>	<i>10.6</i>	<i>15.5</i>	<i>15.1</i>	<i>13.8</i>	<i>11.0</i>	<i>18.5</i>	<i>10.4</i>

Source: WTO Secretariat.

3.6. Out of the total number of trade-remedy measures, 222 were initiations of new trade-remedy investigations valued at US\$89.6 billion (0.55% of world merchandise imports), and 125 measures were terminations of either investigations or existing duties valued at US\$18.2 billion (0.11%).¹⁶

3.7. The number of other trade and trade-related measures recorded during the review period (Annex 3) was 182, i.e. broadly comparable to the 178 recorded for last year's report. The monthly average of other trade and trade-related measures remains below the monthly average of trade-facilitating measures (Table 3.1) - a consistent trend over the past couple of years. Out of the 182 measures listed in Annex 3, 133 measures were applied to imports. As has been the case in the past, the most prevalent import measure remains tariff increases, accounting for almost 61% of import measures in Annex 3 (Table 3.3) - a slight decrease compared to the previous annual overview.

3.8. In addition to imports, 34 measures affecting exports and 15 measures mainly relating to domestic-content requirements were recorded. Compared to the previous report, export measures increased slightly.

Table 3.3 Other trade and trade-related measures (Annex 3)

Type of measure	Mid-October 2011 to mid-October 2012	Mid-October 2012 to mid-November 2013	Mid- November 2013 to mid-October 2014	Mid-October 2014 to mid-October 2015	Mid-October 2015 to mid-October 2016
Import	118	153	119	136	133
- Tariff	54	106	74	88	81
- Customs procedures	38	25	26	20	26
- Tax	6	6	7	11	11
- Quantitative restrictions	20	15	11	11	11
- Other	0	1	1	6	4
Export	32	27	36	31	34
- Duties	8	4	12	13	7
- Quantitative restrictions	24	11	12	5	12
- Other	0	12	12	13	15
Other	14	10	13	11	15
Total	164	190	168	178	182
<i>Average per month</i>	<i>13.7</i>	<i>14.6</i>	<i>15.3</i>	<i>14.8</i>	<i>15.2</i>

Source: WTO Secretariat.

3.9. Other trade and trade-related measures recorded over the review period cover a wide range of products. The main product sectors (HS Chapters) targeted were: iron and steel, machinery and mechanical appliances, articles of iron and steel, and electrical machinery and parts thereof, accounting for US\$101.2 billion (0.62% of world merchandise imports).¹⁷

3.10. In the previous annual overview, the product sectors most heavily affected were: mineral fuels and oils, iron and steel, vegetable fats and oils, electrical machinery and equipment, machinery and mechanical appliances, and vehicles and parts thereof, accounting for US\$228.3 billion (1.23% of world merchandise imports).

3.11. The total number of what can be considered as trade-restrictive measures introduced by WTO Members since October 2008, and captured by the periodic monitoring reports is 2,978.¹⁸ According to information recorded for this exercise, as of mid-October 2016, 740, or around one quarter of these measures had been removed leaving the stockpile of measures still in place

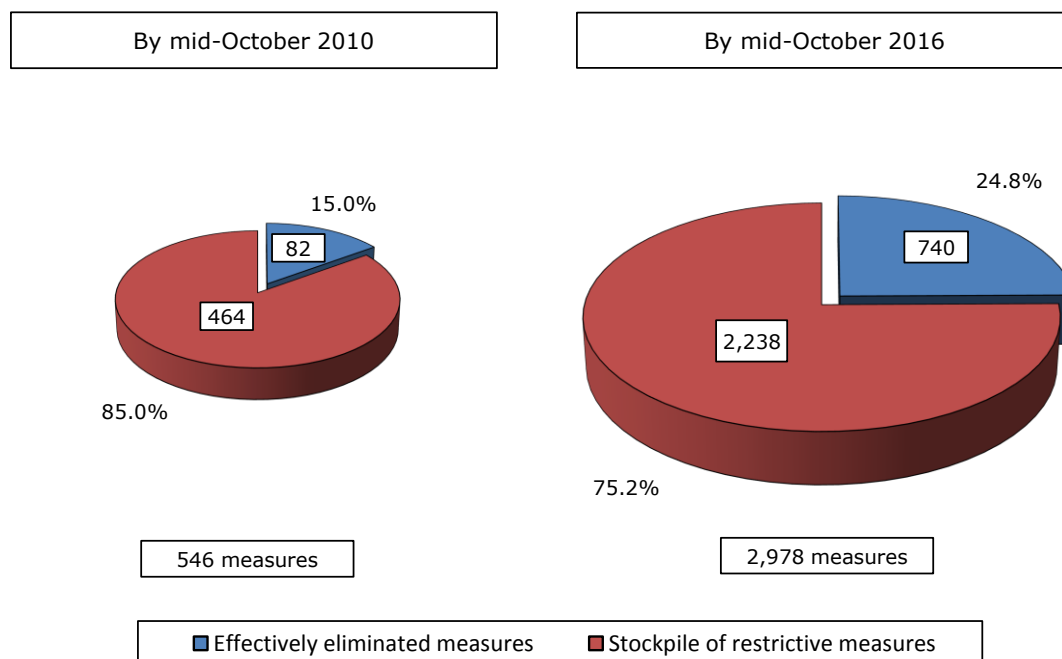
¹⁶ In the previous annual overview report initiations represented US\$32.2 billion (0.17% of world merchandise imports) and terminations close to US\$12 billion (less than 0.1% of world merchandise imports).

¹⁷ The trade coverage of a measure is calculated to be the value of imports of the specific product concerned from countries affected by the measure as a share of the value of total world merchandise. The trade coverage calculation includes one measure by European Union (prior union surveillance on steel products) accounting for around 25% of the total, and one measure by Argentina (non-automatic import licensing requirements) accounting for 14% of the total.

¹⁸ As indicated, this figure includes initiations of trade remedy investigations. The consideration of these measures is without prejudice to rights of Members to take trade remedy actions.

at 2,238 – an increase of 17% since October 2015. Chart 3.2 compares the stockpile of restrictive measures at mid-October 2010 with that of mid-October 2016.

Chart 3.2 Stockpile of trade-restrictive measures



Note: Totals include measures listed in Annex 3 and trade remedy actions.

Source: WTO Secretariat.

3.12. Overall, the stockpile of trade-restrictions recorded by this exercise has continued to increase by roughly the same rate as identified in recent reports. Similarly, tangible evidence of WTO Members eliminating older measures remains elusive as the share of restrictions which have been rolled back remains stable at around a quarter of the total recorded. The addition of new restrictive measures, combined with a slow removal rate, remains a persistent concern with 75% of all restrictions measures implemented since 2008 still in place.

3.2 Trade-Remedy Trends

3.13. The analysis in this Section of the report provides an assessment of trends in trade-remedy actions during the periods July 2013 – June 2014 ("first period"), July 2014 – June 2015 ("second period") and July 2015 – June 2016 ("current period").¹⁹ Concerning anti-dumping, the current period indicates an increase in the number of new investigations initiated compared with the second period, but no change compared with the first period.²⁰ The trend in safeguard investigations showed a similar pattern. The number of countervailing investigations initiated showed little change across the three periods. The total numbers of initiations of safeguards and countervailing investigations remained considerably lower than for anti-dumping.

Anti-Dumping Measures

3.14. Global anti-dumping initiations decreased by 12% in the second period, from 266 in the first period to 238, before increasing again to 267 in the current period (Table 3.4). The Table also provides more information on which Members initiated anti-dumping investigations.

¹⁹ These periods coincide with the Member's semi-annual reporting periods. This Section does not in any way question Members' rights to take trade-remedy actions.

²⁰ In this Section of the report, an action that targets multiple countries or customs territories is recorded according to the number of countries or customs territories affected. Thus, one anti-dumping or countervailing investigation involving imports from n sources is counted as n investigations.

Table 3.4 Initiations of anti-dumping investigations

Reporting Member	July 2013 – June 2014	July 2014 – June 2015	July 2015 – June 2016
Argentina	11	6	8
Australia	26	14	18
Bahrain, Kingdom of; Kuwait, State of; Oman; Qatar; Saudi Arabia, Kingdom of; United Arab Emirates ^a	0	0	1
Brazil	66	18	15
Canada	10	12	4
Chile	0	1	1
China	7	6	10
Colombia	6	7	1
Costa Rica	0	0	2
Dominican Republic	2	0	1
Egypt	2	10	4
European Union	4	15	13
Guatemala	1	0	0
India	25	37	66
Indonesia	14	16	2
Israel	0	0	1
Japan	1	2	0
Korea, Republic of	9	3	3
Malaysia	7	13	3
Mexico	5	17	5
Morocco	1	2	4
Pakistan	6	3	21
Peru	1	1	0
Russian Federation, Kazakhstan ^b	4	5	0
South Africa ^c	6	1	0
Chinese Taipei	1	0	8
Thailand	0	1	13
Trinidad and Tobago	0	1	0
Turkey	4	22	8
Ukraine	2	3	2
United States	45	21	51
Uruguay	0	1	0
Viet Nam	0	0	2
Total	266	238	267

a Notified individually by these Members, but investigations are initiated by the Cooperation Council for the Arab States of the Gulf on behalf of all of its members collectively.

b Notified individually by these Members, but investigations are initiated by the Eurasian Economic Union on behalf of all of its members collectively.

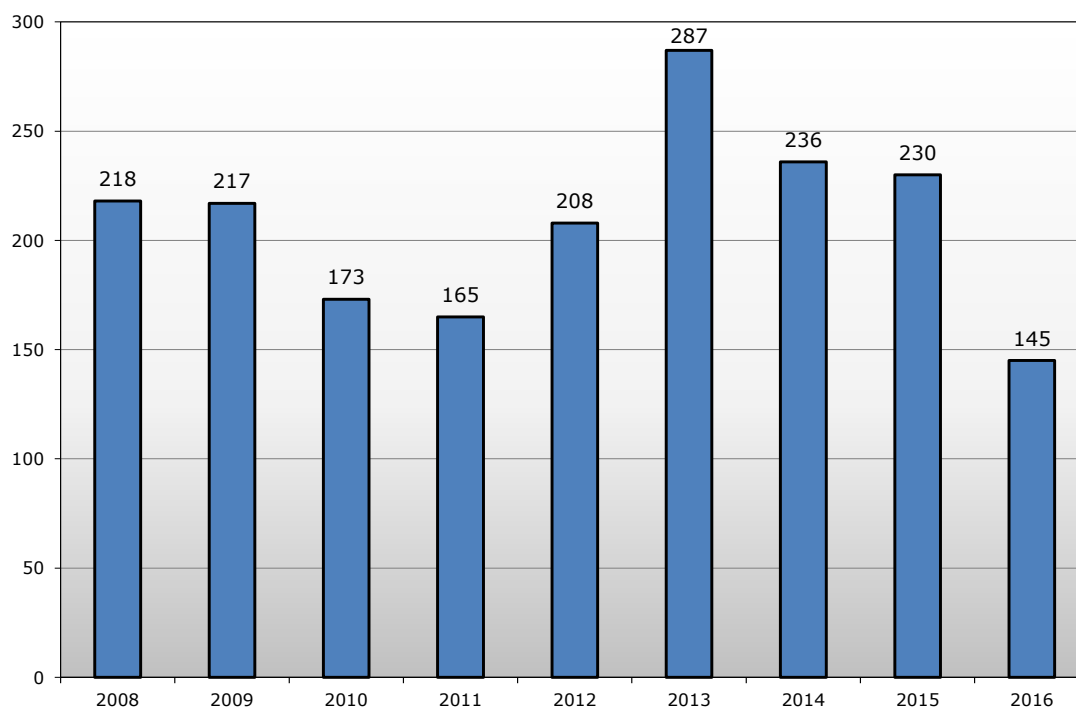
c Notified by South Africa, but investigations are initiated by the Southern African Customs Union on behalf of all of its members collectively.

Note: Counted on the basis of exporting countries or customs territories affected.

Source: WTO Secretariat.

3.15. Chart 3.3 shows that the number of anti-dumping investigations initiated increased from 2011 until it peaked in 2013 with 287 measures. The number of investigations has declined since then, to 236 and 230 initiations in 2014 and 2015 respectively. The initial figure covering the first six months of 2016 may indicate an acceleration of anti-dumping initiations for the full year.

3.16. While anti-dumping investigations do not necessarily lead to the imposition of measures, a rise in the number of investigations is an early indicator suggesting a likely rise in the number of measures imposed. Over the three periods covered in this Section, a total of 507 anti-dumping measures were imposed (as shown in Table 3.5). However, as it can take up to 18 months for an anti-dumping investigation to be concluded, these measures may not necessarily be the result of initiations in the same period.

Chart 3.3 Total anti-dumping investigation initiations^a

a Data for 2016 relate to the January to June period.

Source: WTO Secretariat.

Table 3.5 Number of Anti-Dumping Measures Imposed

	July 2013 - June 2014	July 2014 - June 2015	July 2015 - June 2016
Measures imposed	158	198	151

Source: WTO Secretariat.

3.17. Chart 3.4 shows that there was little change in terms of the breakdown of products affected by anti-dumping investigations initiated during the three periods examined. Metal products were subject to the most initiations in each period, accounting for 34% of all initiations in the first period, 37% in the second period and 47% in the current period. In each period, at least 85 initiations targeted metals, of which 90% focused on steel products (goods classified under HS Chapters 72 and 73). Over the three periods combined, the United States (83), Australia (36) and Canada (23) accounted for more than half of the 306 initiations on metals. An increase in the number of initiations against metal products was seen in the current period with 39 investigations initiated by the United States, 15 by India, 13 by Thailand and 11 by Australia. Initiations against metals across the three periods targeted mostly products from China (81, of which 69 involved steel products), the Republic of Korea (36, of which 34 involved steel) and Chinese Taipei (19, of which 18 involved steel). In many instances, investigations were launched on the same product from several sources. For instance, three steel products were the focus of 45 investigations.

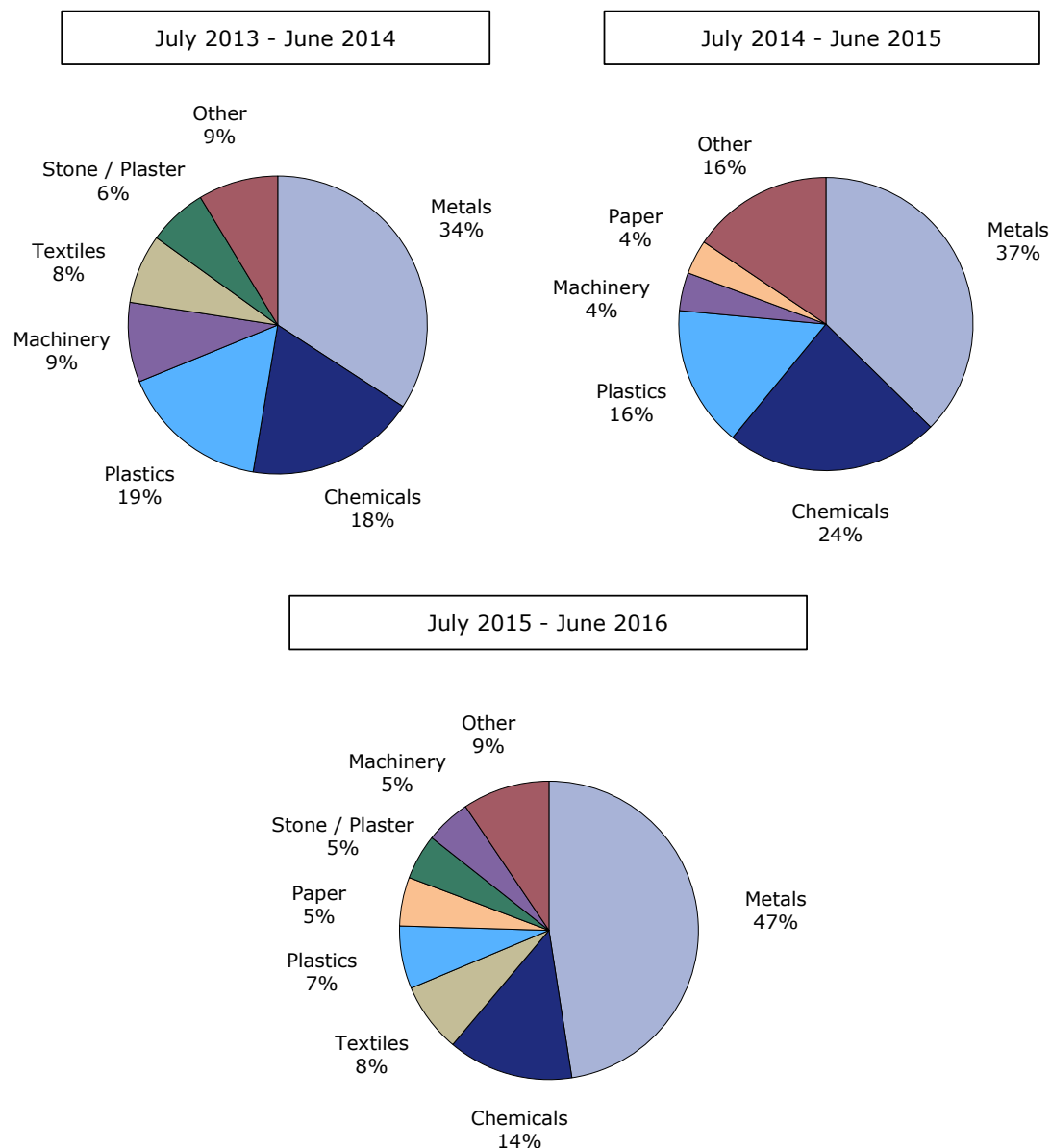
3.18. Chemical products accounted for the second-largest share of initiations over the three reporting periods, with an 18% share of initiations in the first period, a 24% share in the second and a 14% share in the current period. These initiations targeted mostly chemical products from China (41), the United States (11) and the Republic of Korea (11). Similarly to the metals sector, investigations into chemicals frequently targeted the same product from different sources – 19 products accounted for 77 of the investigations in this area.

3.19. Plastics and rubber ranked third over the three periods examined, accounting for 19% of all initiations in the first period, 16% in the second, but dropping to 7% in the current period. China

was the main target of investigations in this sector (20), followed by India (9), the Republic of Korea (6) and Thailand (6).

3.20. In terms of countries or customs territories affected by new anti-dumping investigations, 50 exporting Members were affected during the first period, 42 during the second and 42 in the current period. China remained, by far, the Member most affected by anti-dumping initiations – investigations into Chinese products accounted for 28% of all investigations during these periods. The second-most affected Member during the three reporting periods – the Republic of Korea – accounted for 8% of the total initiations, followed by India and Chinese Taipei, at 5% each.

Chart 3.4 Anti-dumping initiations by product



Source: WTO Secretariat.

Countervailing Measures

3.21. Table 3.6 shows that global initiations of countervailing duty investigations have remained relatively constant over the three periods examined. The main users of countervailing measures

were the United States, Canada and the European Union. Over the three periods examined, 90% of countervailing investigations were conducted concurrently with an anti-dumping investigation.

Table 3.6 Initiations of countervailing duty investigations

Reporting Member	July 2013 – June 2014	July 2014 – June 2015	July 2015 – June 2016
Australia	2	0	5
Brazil	0	1	0
Canada	3	11	2
China	1	0	1
Egypt	1	5	0
European Union	5	2	2
India	1	0	1
Mexico	1	0	0
Pakistan	0	0	1
Peru	0	1	0
Russian Federation ^a	0	1	0
Turkey	0	1	0
Ukraine	0	1	0
United States	24	17	24
Total	38	40	36

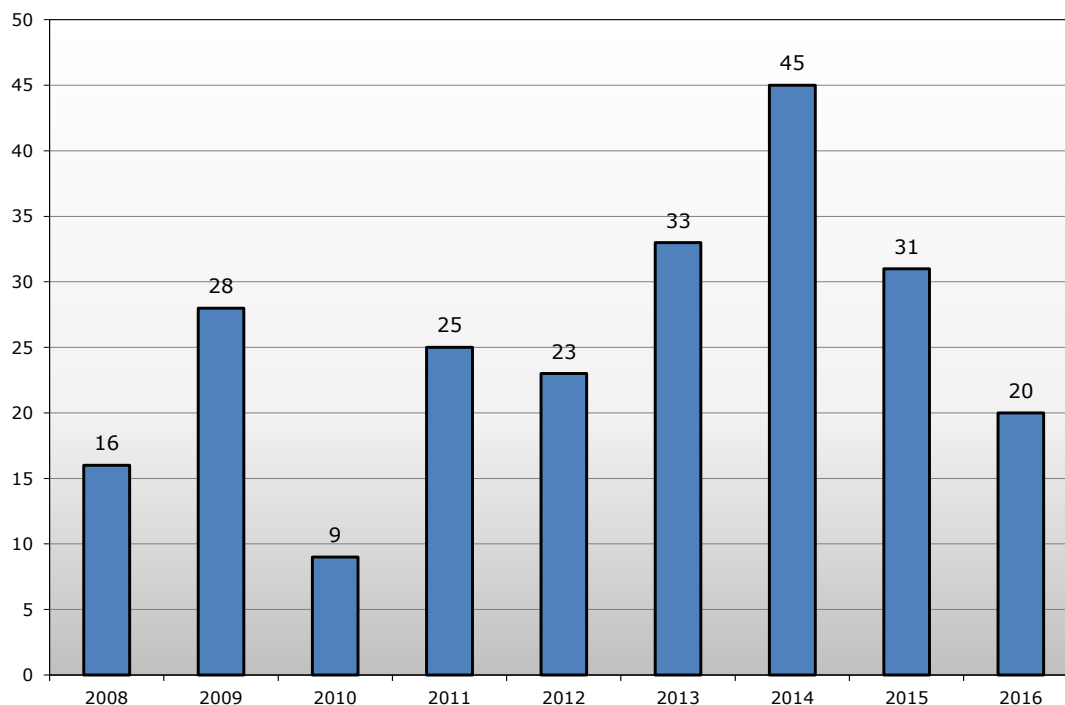
a Notified individually by these Members, but investigations are initiated by the Eurasian Economic Union on behalf of all of its members collectively.

Note: Counted on the basis of exporting countries or customs territories affected.

Source: WTO Secretariat.

3.22. Chart 3.5, reflecting annual figures, shows an upward trend in countervailing initiations since 2010, notwithstanding some fluctuation in 2012. In fact, the number of initiations recorded in 2014 (45) exceeds the previous peak of 41 initiations observed in 1999.²¹

Chart 3.5 Countervailing investigation initiations^a



a Data for 2016 relate to the January to June period.

Source: WTO Secretariat.

²¹ WTO document WT/TPR/OV/W/2, p. 18, 15 July 2009.

3.23. As with anti-dumping, countervailing investigations do not necessarily lead to the imposition of measures. However, a rise in the number of investigations initiated may be an early indicator of a likely rise in the number of measures imposed. Over the three periods, a total of 43 countervailing measures were imposed (as shown in Table 3.7). However, as it can take up to 18 months for an investigation to be concluded once initiated, these measures may not necessarily be the result of initiations in the same period.

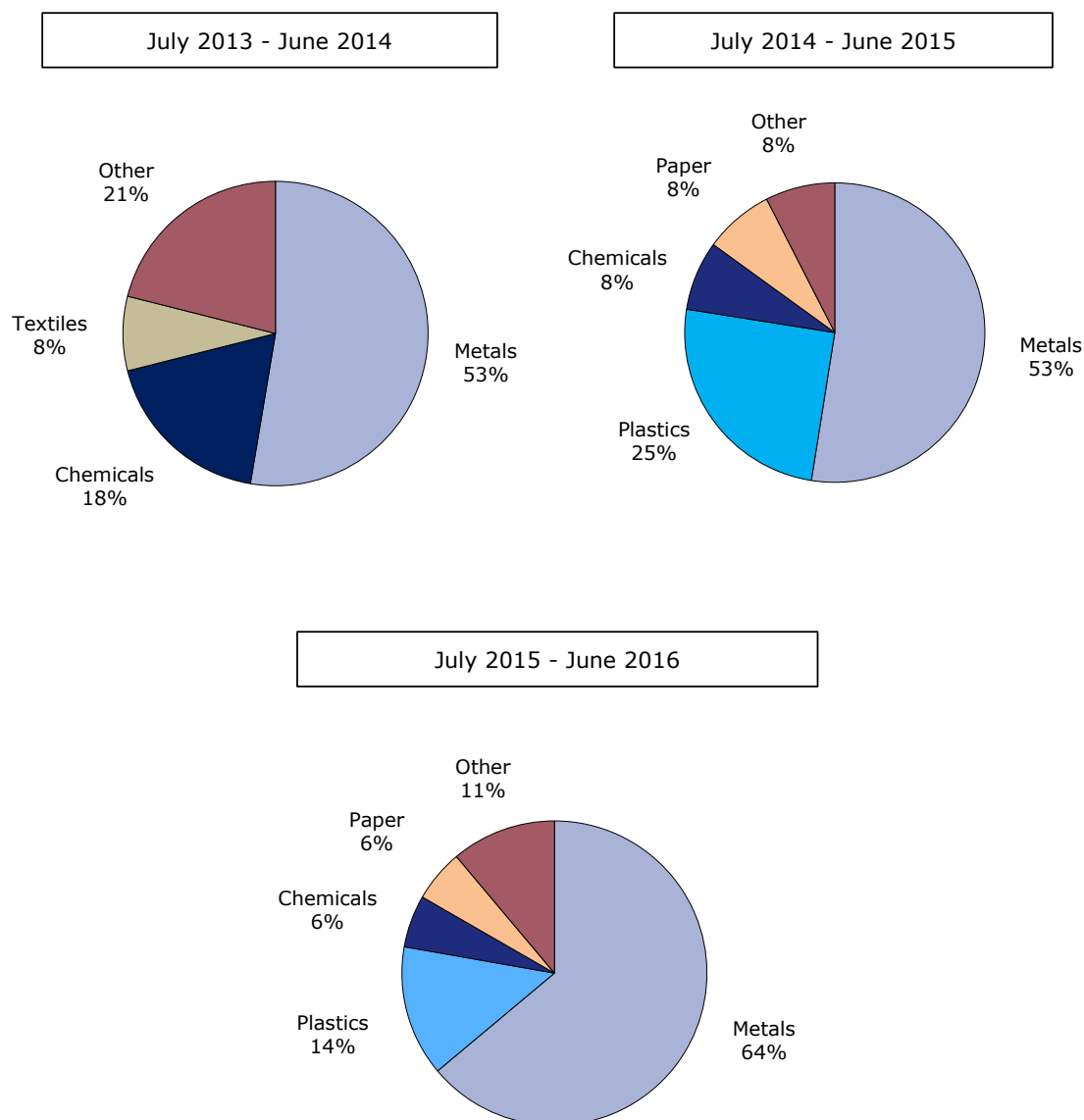
Table 3.7 Number of Countervail Measures Imposed

	July 2013 - June 2014	July 2014 - June 2015	July 2015 - June 2016
Measures imposed	11	15	17

Source: WTO Secretariat.

3.24. Concerning the types of products affected by countervailing investigations, Chart 3.6 shows that metals accounted for most of the initiations reported over the three reporting periods. For the three periods combined, 64 of the 114 total initiations recorded covered metals, all but four on steel. During the current period, eleven of the 23 steel-related initiations in the current period targeted products from China. Plastics were the second most-targeted sector with 15 initiations, followed closely by chemicals with 12.

3.25. In terms of countries or customs territories affected by new countervailing investigations, 12 exporting Members were affected during the first, 18 during the second and 10 during the current period. Similarly to anti-dumping, China was the most affected Member throughout the periods reviewed, accounting for 38% of all investigations. India, the second-most affected Member during the three reporting periods, accounted for 14% of all initiations, followed by Turkey, which accounted for 9%.

Chart 3.6 Countervailing duty initiations by product

Source: WTO Secretariat.

Sunset Reviews

3.26. This Section attempts to examine the effect which the global financial crisis may have had on anti-dumping and countervailing actions, by analysing the extent to which measures imposed following the financial crisis have been extended or have expired (or otherwise terminated) - possibly suggesting that the financial crisis could have been a factor that contributed to the imposition of the measure. This Section, therefore, examines measures imposed as a result of investigations initiated in 2008, before the financial crisis, as well as 2009 and 2010, when the full effects of the financial crisis were being felt.²²

3.27. The relevant WTO Agreements stipulate that anti-dumping and countervailing measures can remain in force only for as long as necessary to counteract injury caused by dumped or subsidised imports. In addition, they must expire no later than five years after their imposition unless it is determined, through a review, that removal of a measure would likely lead to a continuation or recurrence of dumping or subsidisation and injury. In such a case, the measure can be extended

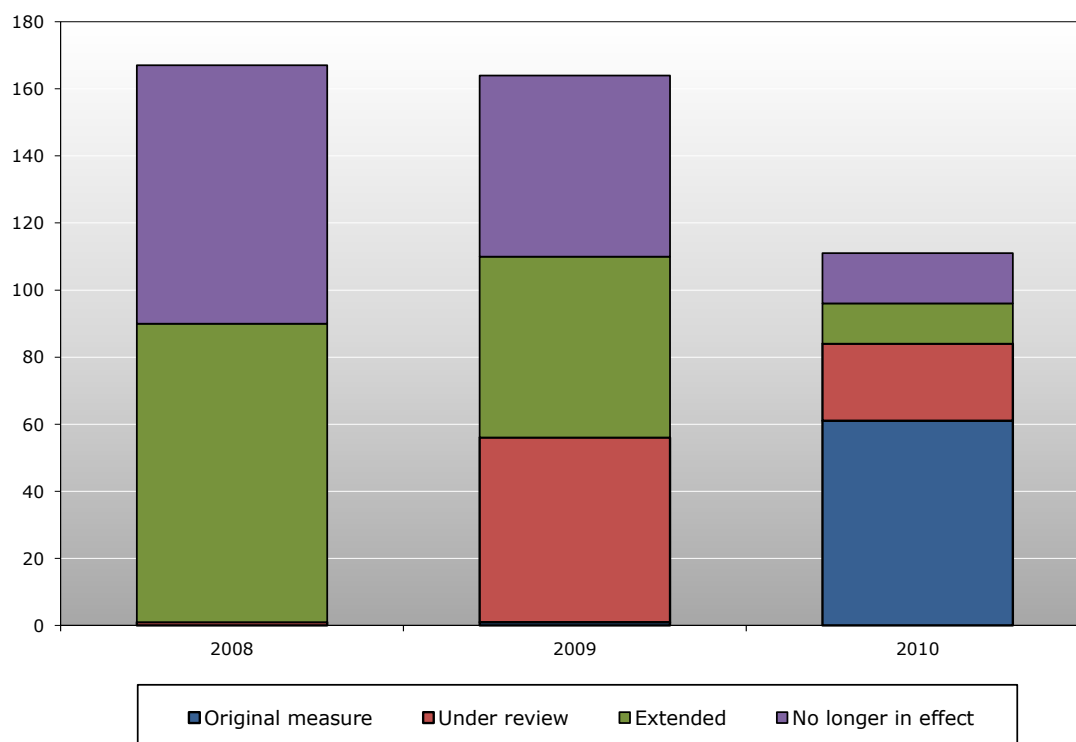
²² Given the application requirements for anti-dumping and countervailing investigations, it is assumed that investigations in response to the financial crisis would not have been initiated before January 2009.

for up to a further five years. This review process is often referred to as a sunset review. Investigating authorities generally invite applications for a sunset review before a measure expires, and in the absence of a review, they allow the measure to lapse.

3.28. As of 30 June 2016, measures imposed as a result of investigations initiated in 2008-2010 are in various stages of their lifecycle. Some measures are still within the initial five-year imposition period, some are under review²³, some have been extended and some have expired.

3.29. Chart 3.7 shows the status of anti-dumping and countervailing measures resulting from investigations initiated in 2008, 2009 and 2010 by WTO Members.

Chart 3.7 Status of measures resulting from AD and CVD investigations initiated in 2008, 2009 and 2010



Note: As at 30 June 2016.

Source: WTO Secretariat.

3.30. All of the 167 measures resulting from investigations initiated in 2008 by WTO Members have now been subject to expiry action (either a sunset review or termination), along with 163 of the 164 measures for 2009. However, the majority of measures resulting from investigations initiated in 2010 (61 out of 111) have not yet been subject to any expiry action.

²³ A sunset review must be initiated prior to the expiration date of the measure, but the measure may remain in force after this date pending the outcome of the review.

Table 3.8 Proportion of expiring measures subject to sunset review

Expiring measures	Investigation initiated in		
	2008	2009	2010 ^a
Not reviewed	39%	28%	24%
Reviewed	61%	72%	76%

a Only 50 measures resulting from investigations initiated in 2010 have so far expired or been subject to review.

Note: Based on the year the investigation was initiated.

Source: WTO Secretariat.

3.31. Table 3.8 shows the proportion of measures that were due to expire for which a sunset review has been conducted; noting that measures not reviewed will automatically expire. For measures resulting from investigations initiated in 2009 ("the 2009 measures"), 72% were reviewed, higher than the 61% found for 2008 ("the 2008 measures"), although there is insufficient information at this time to determine whether this difference is significant. It is still too early to draw conclusions in relation to the measures based on investigations initiated in 2010.

3.32. As at 30 June 2016, 101 sunset reviews had been completed for measures resulting from investigations initiated in 2008, 62 for 2009 and 15 for 2010, as shown in Table 3.9. Available information shows that the expiry of the measure would lead to a continuation or recurrence of dumping/subsidisation and injury and extended the measures for 88% of the 2008 measures and 87% of the 2009 measures - no significant change after the financial crisis began.

Table 3.9 Results from completed reviews (based on the year the investigation was initiated)

	Investigation initiated in		
	2008	2009	2010
Number of completed reviews	101	62	15
Measure extended	88%	87%	80%
Expiry of measure	12%	13%	20%

Source: WTO Secretariat.

3.33. Based on the data currently available, there is no discernible change in extension versus expiry of measures coinciding with the financial crisis. As further time passes and additional data become available, other trends may reveal themselves.

Safeguards

3.34. Unlike anti-dumping and countervailing measures, safeguard measures are intended to be a temporary emergency measure in response to a surge in imports of particular goods and are imposed on products from all sources.²⁴ Thus, safeguards are subject to different rules/durations than anti-dumping and countervailing measures and are, therefore, not directly comparable to these other types of trade remedies.

3.35. Initiations of safeguard investigations have risen by more than 50% between the period July 2014-June 2015 and July 2015-June 2016. The largest driving force was the sharp increase in investigations in the steel sector.

Table 3.10 Initiations of safeguard investigations

(number of new investigations)

Reporting Member	July 2013- June 2014	July 2014-June 2015	July 2015-June 2016
Chile	0	0	4
Colombia	4	0	0
Costa Rica	1	0	0

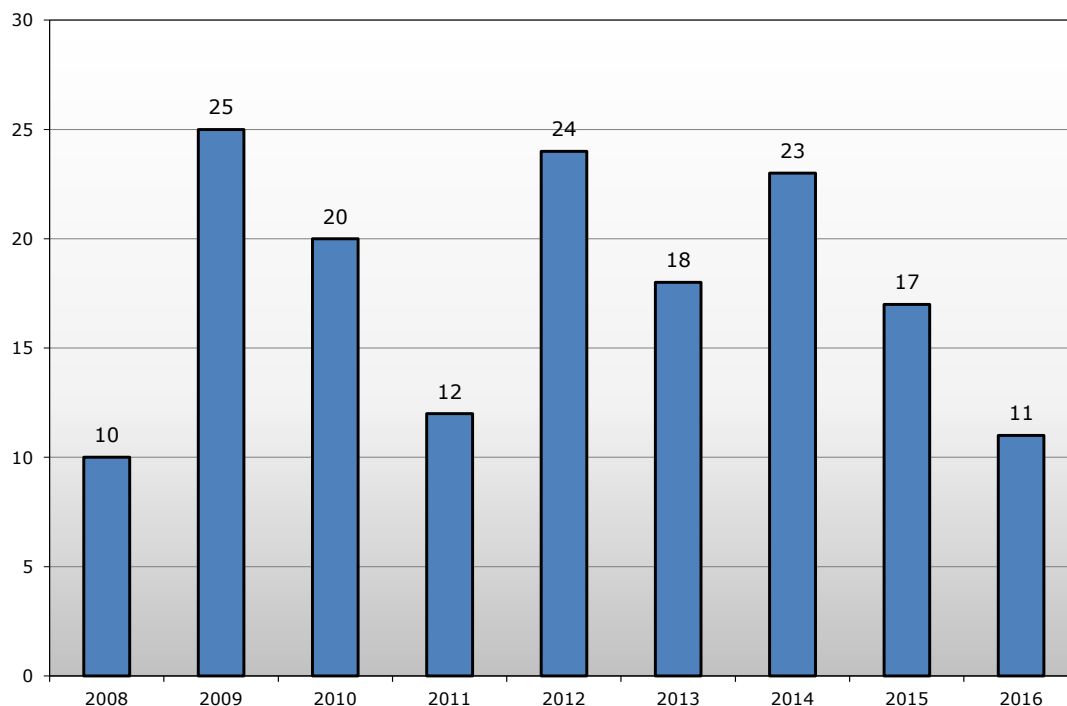
²⁴ With the exception of special and differential treatment for certain developing Members.

Reporting Member	July 2013- June 2014	July 2014-June 2015	July 2015-June 2016
Ecuador	0	1	0
Egypt	0	3	1
India	6	1	3
Indonesia	3	0	1
Jordan	0	1	0
Kyrgyz Rep.	1	0	0
Malaysia	0	1	3
Morocco	1	1	0
Philippines	2	0	0
Thailand	1	0	0
Saudi Arabia, Kingdom of	0	0	1
South Africa	0	0	1
Chinese Taipei	1	0	0
Thailand	0	0	1
Tunisia	0	2	1
Turkey	1	3	0
Ukraine	0	0	1
Viet Nam	0	0	2
Zambia	0	0	1
Total	21	13	20

Source: WTO Secretariat.

3.36. Table 3.10 shows the breakdown of the Members that have initiated these investigations. Total initiations by calendar year since 2008 can be seen in Chart 3.8.

Chart 3.8 Safeguard investigation initiations^a



a Data for 2016 relate to the January to June period as reported by Members.

Source: WTO Secretariat.

3.37. Chart 3.9 shows the product covered by these investigations. Although safeguard investigations normally cover a diverse range of sectors, the latest period saw a high concentration in the steel sector, with "metal" covering 75% of all the investigations initiated. Tables 3.11 and 3.12 show the imposition of safeguard measures by calendar year and for the period under review.

Table 3.11 Imposition of safeguard measures by calendar year

Year	Number	Year	Number	Year	Number
2000	7	2006	7	2012	6
2001	8	2007	5	2013	8
2002	13	2008	6	2014	12
2003	15	2009	10	2015	12
2004	6	2010	4	2016 ^a	5
2005	6	2011	11		

a Data for 2016 relate to the January to September period as reported by Members.

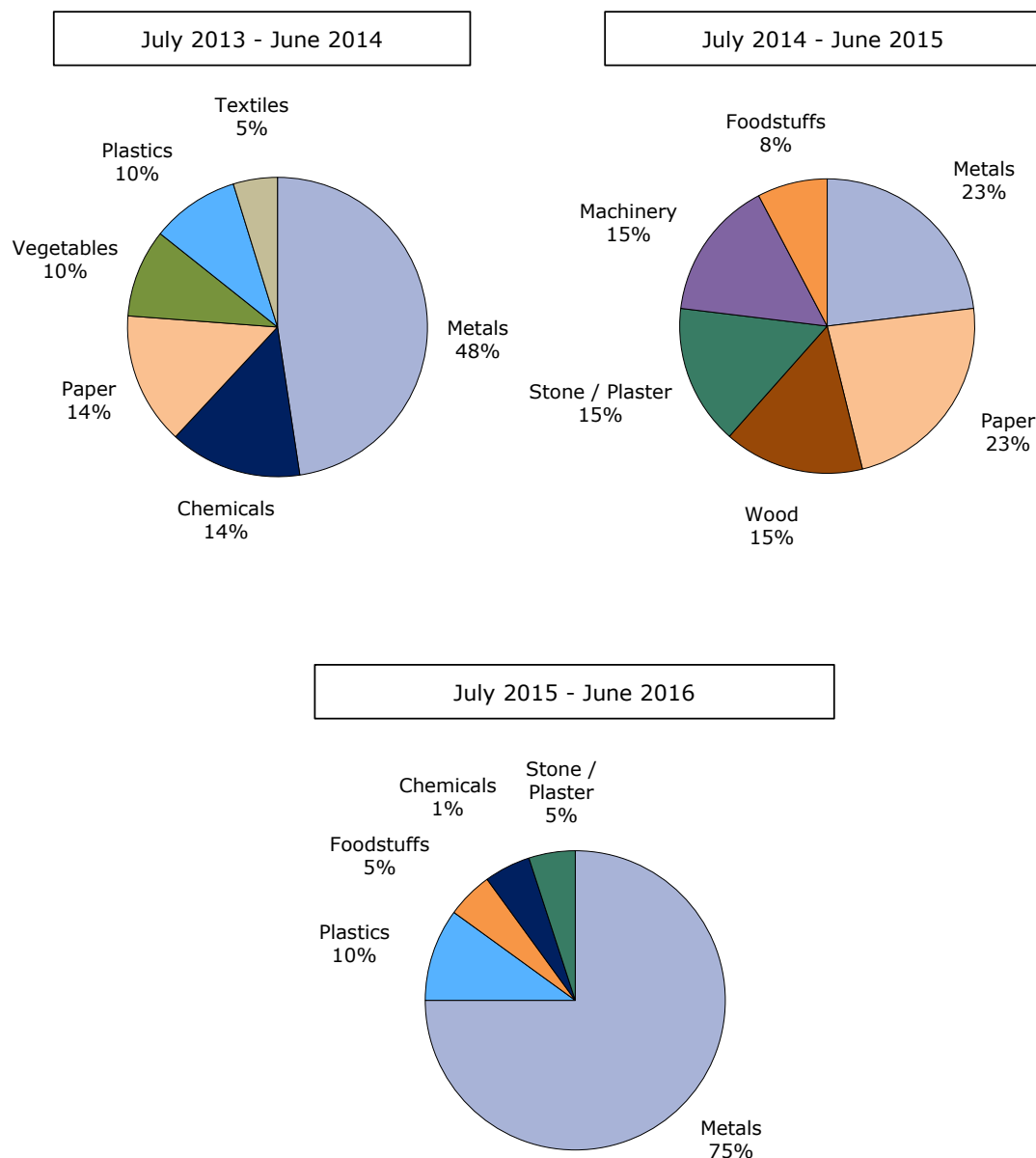
Source: WTO Secretariat.

Table 3.12 Imposition of safeguard measures for the period under review

	July 2013 - June 2014	July 2014 - June 2015	July 2015 - June 2016
Measures imposed	12	16	8

Source: WTO Secretariat.

3.38. Recent discussions in the Committee on Safeguards appear to be showing a growing concern among WTO Members regarding the use of safeguard measures, particularly in the steel sector.

Chart 3.9 Safeguard initiations by product

Source: WTO Secretariat.

3.3 Sanitary and phytosanitary measures (SPS)²⁵

3.39. Under the SPS Agreement, WTO Members are obliged to provide an advance notice of intention to introduce new or modified SPS measures²⁶, or to notify immediately when emergency

²⁵ Information presented in this Section has been retrieved from the SPS Information Management System (SPS IMS: <http://spsims.wto.org>). This Section is based on notifications to the WTO for the period 1 October 2015 to 30 September 2016. Specific trade concerns (STCs) are only raised at SPS Committee meetings. The information in this Section summarizes the STCs raised at the October 2015, March 2016 and June – July 2016 SPS Committee meetings.

²⁶ Transparency obligations are contained in Article 7 and Annex B of the SPS Agreement. Annex B requires that Members notify measures whose content is not substantially the same as that of an international standard, guideline or recommendation, and when the measure may have a significant effect on trade. However, the Recommended Procedures for Implementing the Transparency Provisions of the SPS Agreement, adopted by the SPS Committee in 2008 (G/SPS/7/Rev.3), recommend that Members also notify measures which are based on the relevant international standards, and provide a broad interpretation of effects on trade.

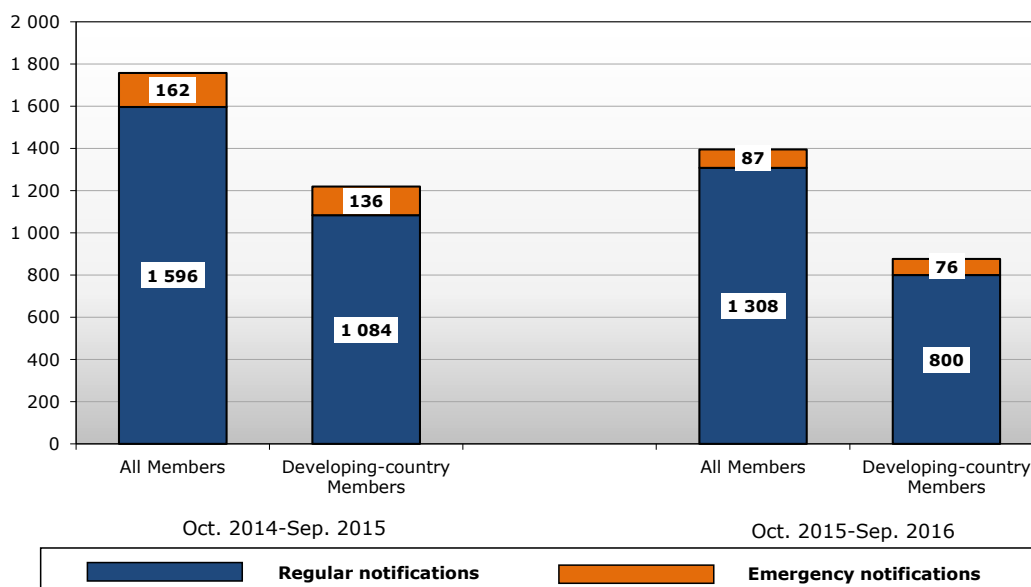
measures are imposed. The main objective of complying with the SPS notification obligations is to inform other Members about new or changed regulations that may significantly affect trade. Therefore, an increased number of notifications does not automatically imply greater use of protectionist measures, but rather enhanced transparency regarding food safety, animal and plant health measures, many or most of which presumably are legitimate health-protection measures.

3.40. In the period from October 2015 through September 2016²⁷, 1,395 SPS notifications (regular and emergency, including addenda) were submitted²⁸ to the WTO, resulting in a decrease of 21% in total notified measures compared to the previous period (1 October 2014 to 30 September 2015). Notifications from developing-country Members accounted for 63% of the total number. In the previous year, the total number of notifications and the proportion of measures notified by developing-country Members were higher: from October 2014 through September 2015, a total of 1,758 notifications (regular and emergency, including addenda) were submitted, of which 69% were notified by developing-country Members.

3.41. From October 2015 through September 2016, WTO Members submitted 1,308 regular SPS notifications (including addenda), 61% of which were submitted by developing-country Members. Compared with the previous period (2014-15), there was an 18% decrease in the total number of regular notifications and a 26% decrease in regular notifications by developing-country Members.

3.42. The number of notifications of emergency measures (including addenda) decreased even more sharply compared with the previous period (Chart 3.10). Compared to the previous period (2014-25), there was a 46% decrease in the total number of emergency notifications (including addenda). Similarly, the number of emergency notifications made by developing countries decreased by 44% compared to the previous period, but proportionally stayed roughly the same, constituting 87% of all emergency and addenda notifications (compared with 84% in the previous period). These high percentage figures are consistent with the general trend of the majority of emergency measures being notified by developing-country Members. This might stem from the fact that they do not have as extensive SPS regulatory systems as developed-country Members do, and consequently, when facing emergency challenges, they are more likely to have to introduce new regulations or change existing ones.

Chart 3.10 Number of SPS notifications



Source: WTO Secretariat.

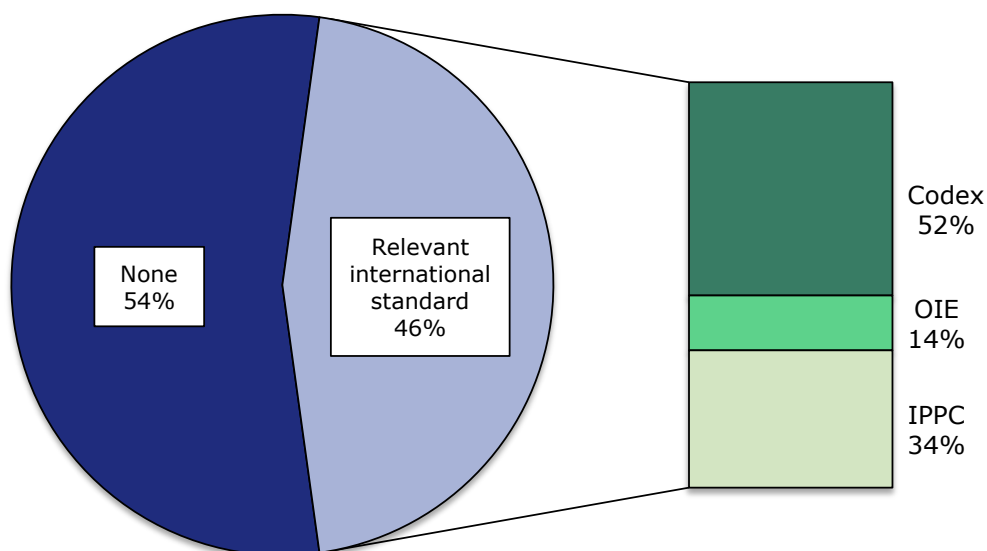
3.43. Many Members are following the recommendation to notify SPS measures even when these are based on a relevant international standard, as this substantially increases transparency

²⁷ For the SPS Section, the review period covers 1 October 2015 to 30 September 2016.

²⁸ For this report, submission refers to the date of circulation.

regarding SPS measures. Of the 984 regular notifications (excluding addenda) submitted from October 2015 through September 2016, 449 (about 46% of the total) indicated that at least one international standard, guideline or recommendation was applicable to the notified measure (Chart 3.11). Of these, about 80% indicated that the proposed measure was in conformity with the existing international standard.

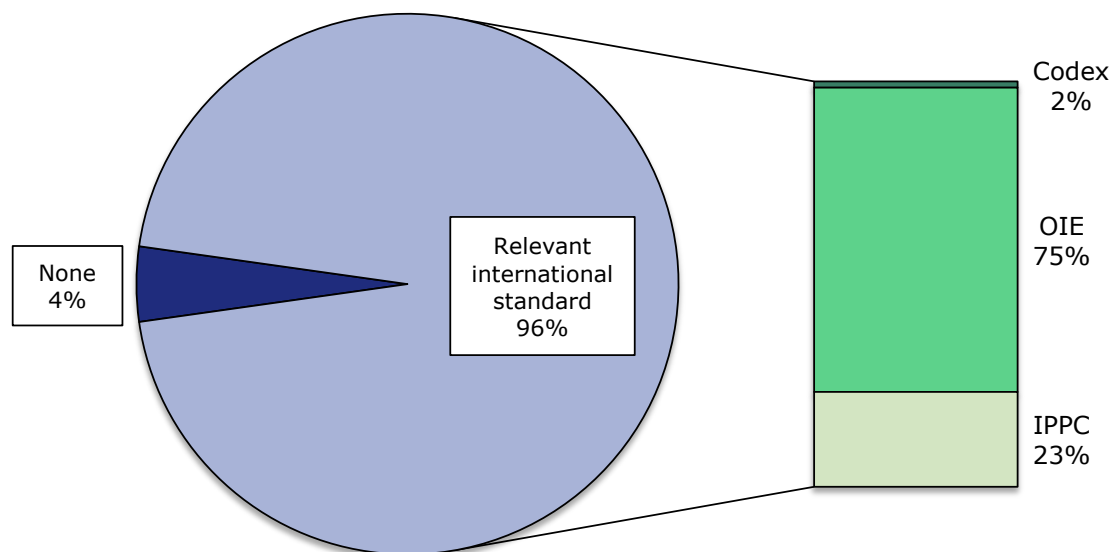
Chart 3.11 Regular SPS notifications and international standards (excluding addenda)



Note: Codex Alimentarius (Codex), World Organisation for Animal Health (OIE) and International Plant Protection Convention (IPPC).

Source: WTO Secretariat.

3.44. International standards often provide useful guidance regarding measures to address disease outbreaks and other emergency situations. Indeed, about 96% (64 in total) of the 67 emergency notifications (excluding addenda) submitted from October 2015 through September 2016 indicated that an international standard, guideline or recommendation was applicable to the notified measure (Chart 3.12). Of these, all but one indicated that the measure was in conformity with the existing international standard.

Chart 3.12 Emergency SPS notifications and international standards (excluding addenda)

Note: Codex, OIE and IPPC.

Source: WTO Secretariat.

3.45. Of the 984 regular notifications (excluding addenda) submitted in the review period, the majority were related to food safety and plant protection.²⁹ The remaining notifications related to animal health, the protection of humans from animal diseases or plant pests, the protection of the Member's territory from other damage from pests. Most of the regular notifications identified more than one objective per measure.

3.46. Of the 67 emergency measures (excluding addenda) notified in the same period, the majority related to animal health, followed by measures related to food safety, the protection of humans from animal diseases or plant pests, and the protection of the Member's territory from other damage from pests. Similarly, the majority of emergency notifications during this period identified more than one objective per measure.

3.47. While there is no formal provision for "counter notification", concerns regarding the failure to notify an SPS measure, or regarding a notified measure, can be raised as a specific trade concern (STC) at any of the three regular meetings of the SPS Committee each year. In the Committee meetings of October 2015, March 2016 and June-July 2016, 15 new STCs were raised. Of these new STCs, five related to animal health, four to food safety, three to plant health and three were related to other concerns (Table 3.13).

3.48. The margins of the SPS Committee meetings provide important opportunities for delegations, which often include experts from capital, to discuss and resolve STCs bilaterally. Two STCs included on the proposed agenda were withdrawn following bilateral consultations. These STCs were respectively Indonesia's concerns regarding exports of Indonesian mangoes to the Republic of Korea (March 2016), and Brazil's concern regarding Mexico's non-recognition of regional conditions, including disease-free areas (June-July 2016). Furthermore, during the period under review, four STCs were reported as resolved under the specific agenda item. Since 1995, 37% of all STCs raised at the Committee have been reported as resolved.³⁰

²⁹ The objective of an SPS measure falls under one or more of the following categories: (i) food safety, (ii) animal health, (iii) plant protection, (iv) protect humans from animal/plant pest or disease, and (v) protect territory from other damages from pests. Members are required to identify the purpose of the measure in their notifications. It is not uncommon for more than one objective to be identified for a measure.

³⁰ These were STCs 345, 385, 386, and 397.

Table 3.13 SPS new STCs raised in October 2015, March 2016 or June-July 2016

STC	Document title	Members maintaining the measure	Members raising the concern	Members supporting the concern	Date raised	Primary objective
397	India's amendment to its import policy conditions for apples; Restriction to Nhava Sheva port	India	Chile, New Zealand	United States, European Union	14/10/2015	Other concerns
398	Viet Nam's restrictions on fruit due to fruit flies	Viet Nam	Chile		14/10/2015	Plant health
399	Viet Nam's restrictions on plant products	Viet Nam	Chile		14/10/2015	Plant health
400	Undue delays in the start of Australia's risk analysis for avocados	Australia	Chile		14/10/2015	Plant health
401	Undue delays in Viet Nam's approval process for dairy and meat products	Viet Nam	Chile		14/10/2015	Animal health
402	Undue delays in Australia's approval process for chicken meat	Australia	Chile		14/10/2015	Animal Health
403	India's amended standards for food additives	India	European Union	Chile, United States	14/10/2015	Food safety
404	Revised veterinary health certificates for the import of cattle, sheep and goats from Botswana, Lesotho, Namibia and Swaziland	South Africa	Namibia	Botswana, Swaziland	16/03/2016	Animal health
405	Import restrictions due to Schmallenberg virus	China	European Union		16/03/2016	Animal health
406	Import restrictions due to Highly Pathogenic Avian Influenza	China	European Union		16/03/2016	Animal health
407	Restrictions on exports of pork from the State of Santa Catarina	European Union	Brazil		16/03/2016	Food safety
408	Restrictions on exports of beef and poultry	Nigeria	Brazil		16/03/2016	Food safety
409	Russian Federation import measures	Russian Federation	Ukraine		30/06/2016	Other concerns
410	Costa Rica's regulation on registration, use and control of pesticides and related substances	Costa Rica	Israel		30/06/2016	Other concerns
411	Russian Federation import restrictions on certain animal products from Germany	Russian Federation	European Union		30/06/2016	Food safety

Source: WTO Secretariat.

3.49. 29 previously raised STCs were discussed at the October 2015, March 2016 and/or June-July 2016 SPS Committee meetings (almost half of which – 13 STCs – were discussed in all three meetings).³¹ Of these previously raised STCs, four addressed persistent problems that have been discussed seven times or more. In particular, two have been discussed on 20 or more occasions (Table 3.14). In addition one STC raised for the first time in October 2015 was discussed again in March 2016³², and two STCs raised for the first time in March 2016 were discussed again in the June-July 2016 meeting.³³

³¹ The 13 STCs that were raised at the three meetings are marked with an asterisk (*) beside their number in Table 3.14.

³² This was STC 403.

³³ These were STCs 406 and 407.

Table 3.14 Previously-raised SPS STCs discussed in October 2015, March 2016 and/or June-July 2016

STC	Document title	Members maintaining the measure	Members raising the concern	Members supporting the concern	First date raised	Times subsequently raised
110	Agricultural biotechnology approval process	European Union	United States	Argentina, Australia, Canada, Philippines	01/10/2001	4
184	Lack of transparency for certain SPS measures	China	United States		01/03/2004	1
193*	General import restrictions due to Bovine Spongiform Encephalopathy (BSE)	Certain members, specifically Australia; Korea, Rep. of and Ukraine	European Union, United States	Canada, Switzerland, Uruguay	01/06/2004	27
238	Application and modification of the EU Regulation on Novel Foods	European Union	Colombia, Ecuador, Peru	Argentina, Benin, Bolivia, Plurinational State of, Brazil, Chile, China, Costa Rica, Cuba, El Salvador, Guatemala, Honduras, India, Indonesia, Mexico, Nicaragua, Paraguay, Philippines, Uruguay, Venezuela, Bolivarian Republic of	01/03/2006	20
289*	Measures on catfish	United States	China		28/10/2009	7
294	Import restrictions on plant and plant products	Malaysia	Brazil	Japan	17/03/2010	1
354*	Import restrictions in response to the nuclear power plant accident	Certain Members, specifically China; Chinese Taipei; Hong Kong, China	Japan		27/06/2013	8
356	EU phytosanitary measures on citrus black spot	European Union	South Africa	Argentina, Brazil, Zambia	27/06/2013	4
358	Import conditions for pork and pork products	India	European Union	Canada	16/10/2013	6
373*	U.S. high cost of certification for mango exports	United States	India	Brazil, Dominican Republic	09/07/2014	6
374*	EU ban on mangoes and certain vegetables	European Union	India	Dominican Republic, Nigeria	09/07/2014	6
375	U.S. non-acceptance of OIE categorization for BSE	United States	India		09/07/2014	5
378*	EU withdrawal of equivalence for processed organic products	European Union	India		09/07/2014	6

STC	Document title	Members maintaining the measure	Members raising the concern	Members supporting the concern	First date raised	Times subsequently raised
382*	EU revised proposal for categorization of compounds as endocrine disruptors	European Union	Argentina, China, United States of America	Brazil, Canada, Chile, Colombia, Costa Rica, Dominican Republic, Guatemala, India, Jamaica, Kenya, Madagascar, Malaysia, Mexico, New Zealand, Nigeria, Pakistan, Paraguay, Peru, Senegal, Sierra Leone, Viet Nam, South Africa, Egypt, Burkina Faso, Uruguay	25/03/2014	5
383	China's measures on bovine meat	China	India		26/03/2015	2
385	General import restrictions due to highly pathogenic avian influenza	Certain Members	European Union		26/03/2015	1
386	Measures on imports of hibiscus flowers	Mexico	Nigeria	Senegal, Burkina Faso	26/03/2015	2
387*	Chinese Taipei's import restrictions in response to the nuclear plant accident	Chinese Taipei	Japan		26/03/2015	4
388	U.S. proposed rule for user fees for agricultural quarantine and inspection services	United States	Mexico		26/03/2015	2
389	Chinese import regime, including quarantine and testing procedures for fish	China	Norway		15/07/2015	1
390*	The Russian Federation's import restrictions on processed fishery products from Estonia and Latvia	Russian Federation	European Union		15/07/2015	3
392*	China's import restrictions due to African swine fever	China	European Union		15/07/2015	3
393*	Republic of Korea's import restrictions due to African swine fever	Korea, Republic of	European Union		15/07/2015	3
394*	Costa Rica's suspension of the issuing of phytosanitary import certificates for avocados	Costa Rica	Guatemala, Mexico	South Africa, United States	15/07/2015	3
395*	China's proposed amendments to the implementation regulations on safety assessment of agricultural GMOs	China	Paraguay, United States		15/07/2015	3

STC	Document title	Members maintaining the measure	Members raising the concern	Members supporting the concern	First date raised	Times subsequently raised
396	EU proposal to amend regulation (EC) No. 1829/2003 to allow EU member States to restrict or prohibit the use of genetically modified food and feed	European Union	Argentina, Paraguay, United States	Brazil, Canada, Uruguay	15/07/2015	2
403	India's amended standards for food additives	India	European Union	Chile, United States	14/10/2015	1
406	China's import restrictions due to Highly Pathogenic Avian Influenza	China	European Union		16/03/2016	1
407	EU restrictions on exports of pork from the State of Santa Catarina	European Union	Brazil		16/03/2016	1

Note: The STCs marked with an asterisk (*) beside their number in this table are STCs that were raised in all three SPS Committee meetings.

Source: WTO Secretariat.

3.50. Analysing the October 2015, March 2016 and June-July 2016 SPS Committee meetings, 33% of all STCs raised for the first time concerned animal health, 27% concerned measures covering food safety, 20% covered plant health and 20% related to other types of concerns.³⁴ Regarding previously raised STCs in the reviewed period, 34% concerned measures covering food safety, 28% concerned animal health, 21% covered plant health and 17% related to other types of concerns.³⁵ Of the total raised or discussed STCs in the reviewed period, 29% concerned measures covering animal health, 29% covered food safety, 22% concerned plant health and 20% of total STCs related to other types of concerns.

Box 3.2 Enhancing Monitoring and Transparency in SPS and TBT

Accessing relevant information on SPS or TBT product requirements in export markets can be a huge challenge, especially for SMEs. The WTO helps tackling this potential trade barrier through the combination of transparency requirements included in the SPS and TBT agreements and two online tools that make information easily accessible, the SPS and TBT Information Management Systems (SPS/TBT IMSs). WTO Members are required to notify proposed SPS and TBT measures if they may affect international trade. Each year the WTO receives more than 3500 notifications. Publicly available online tools help stakeholders find notifications of relevance to their trade: the SPS/TBT IMSs (www.spsims.wto.org and www.tbttims.wto.org) and the new ePing (www.epingalert.com). The SPS/TBT IMSs are search-platforms that help among others find SPS or TBT notifications by using parameters such as products, notifying Member and objective. ePing is an online alert system allowing users to receive daily or weekly email alerts about SPS and TBT notifications covering products and markets of interest to them. ePing helps stakeholders track, discuss and adapt to new regulatory conditions, avoiding trade disruption by addressing potential frictions at an early stage.

3.4 Technical Barriers to Trade (TBT)³⁶

3.51. Under the TBT Agreement, WTO Members are required to notify their intention to introduce new or modified TBT measures, or to notify adopted emergency measures immediately upon their adoption. The main objective of complying with the TBT notification obligations is to inform other Members about new or changed regulations that may significantly affect trade.³⁷ Therefore, an increased number of notifications does not necessarily imply greater use of protectionist or

³⁴ Specifically: control, inspection and approval procedures, and undue delays.

³⁵ Specifically: control, inspection and approval procedures, and technical barriers to trade.

³⁶ For the TBT Section, the review period covers 1 October 2015 to 30 September 2016.

³⁷ Under the TBT Agreement, WTO Members are not required to notify all proposed TBT measures (technical regulations or conformity assessment procedures). Rather, they are only required to notify those measures that may have a *significant effect on trade* of other Members and are *not in accordance with* a relevant international standard. However, the TBT Committee in its Sixth Triennial Review encouraged Members, "for the purpose of enhancing predictability and transparency in situations where it is difficult to establish or foresee whether a draft technical regulation or conformity assessment procedure may have a 'significant effect on trade of other Members', to notify such measures."

unnecessarily trade-restrictive measures. Rather, TBT notification obligations are meant to promote enhanced transparency regarding measures taken to address legitimate policy objectives, e.g. the protection of human, animal or plant life or health or the environment.

Notifications – new regulations with possible trade impact

3.52. From 1 October 2015 to 30 September 2016 (the "review period"), WTO Members submitted 1,775 new notifications of TBT measures³⁸. This represents a 30% increase in the number of new regulations notified by Members compared to the previous 12-month period.³⁹ Developing country Members (including CIS and LDC Members) notified 79% of new regulations during the current review period, i.e. no measureable change in this share as compared to the previous period.

3.53. The ten Members which notified the most new regulations during the review period were: the United States (172), Israel (111), the European Union (91), Uganda (71), the Republic of Korea (67), Egypt (60); Gulf Cooperation Council Standardization Organization Members (GSO)⁴⁰ (60); China (53); Chile (50); Kenya (48) and Brazil (48). Most Members notified more new regulations in the current period as compared to the previous period. Of the top ten notifying Members, those with the greatest increase in notification activity in the current as compared to previous review period were: Israel (825% increase), Kenya (85% increase), and Egypt (67% increase). Conversely, the largest decreases in notification activity were seen by China (35% decrease), Uganda (20% decrease), and the Republic of Korea (14% decrease). One important development during the review period was the 60 regionally harmonized Gulf Cooperation Council draft technical regulations notified by GSO Members in joint notifications (on behalf of all seven Members) to provide a common deadline for comments on these measures and facilitate the handling of comments received.

3.54. Of the 1,775 new notifications received during the review period the main indicated objectives⁴¹ were: protection of human health or safety (71%), prevention of deceptive practices and consumer protection (30%), quality requirements (16%) and protection of the environment (13%).⁴²

3.55. In terms of follow-up notifications⁴³ a total of 605 were submitted during the review period, unchanged from the previous year. However, as a share of new follow-up notifications submitted, there was a relative 10% decrease from the previous to current review period.⁴⁴ These types of notifications are important because they help to increase transparency across the regulatory lifecycle.⁴⁵

³⁸ Viewed at: <http://tbttims.wto.org>

³⁹ From 1 October 2014 to 30 September 2015, the overall number of regular notifications was 1,366, the great majority of which (around 84%) were from developing-country Members, including LDCs.

⁴⁰ The seven GSO Members are: United Arab Emirates, Kingdom of Bahrain, Kingdom of Saudi Arabia, Oman, Qatar, State of Kuwait and Yemen.

⁴¹ A TBT measure may pursue a variety of legitimate objectives, although historically the majority falls under one of the following categories: the protection of human, animal or plant life or health, or the environment. Members are required to identify the purpose of the measure in their notifications. It is not uncommon that more than one objective is identified for a measure.

⁴² For the review period, the main indicated objectives for new notifications saw that the protection of human health or safety has remained the same from the previous period whereas prevention of deceptive practices and consumer protection has increased by 6%; however quality requirements decreased by 5% and protection of the environment decreased by 3%.

⁴³ These notifications are called addenda, corrigenda, or supplements. They are linked to the original notification of a new regulation and include additional pertinent information, such as updated deadlines for entry into force, access to the final adopted text, withdrawal or cancellation, unofficial translations or other updates with respect to notified regulations. See G/TBT/35 for further information on different types of TBT notifications.

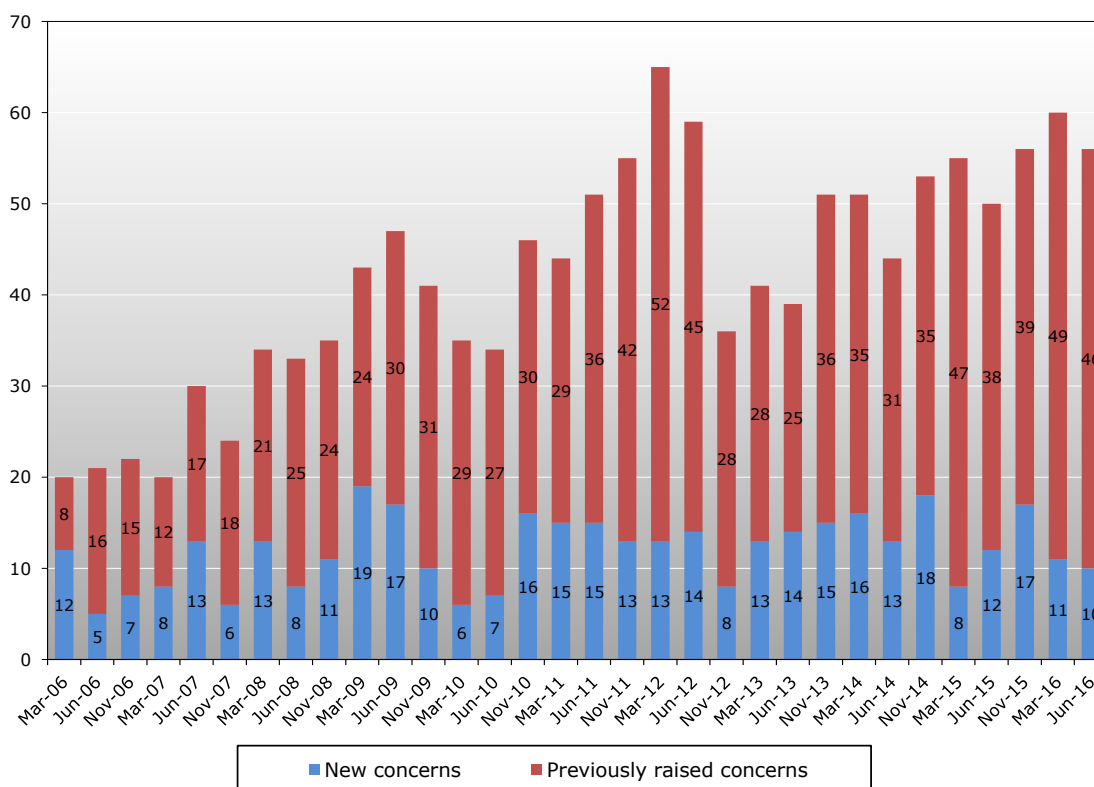
⁴⁴ In the previous review period, 44% of new notifications were followed up by addenda or corrigenda; in the current review period 34% were followed up by addenda or corrigenda. Comparing the number of new notifications to follow up notifications in a given period is one proxy for estimating the transparency of Members regulatory activity. However, this indicator does not account for the time-lag in the submission of follow up notifications, which may extend beyond the period under review.

⁴⁵ The importance of follow-up notifications may be even higher because sometimes the modifications are such that they may even require a new period for comments by other Members.

STCs – Regulations discussed at the TBT Committee Meetings

3.56. Any Member may raise STCs with respect to TBT measures proposed or adopted by other Members.⁴⁶ These STCs are frequently discussed in the regular meetings of the TBT Committee, with more than 50 STCs discussed per meeting in recent years (Chart 3.13).

Chart 3.13 STCs discussed per committee meeting, March 2006- June 2016



Note: This chart counts the number of STCs on the agenda of the TBT Committee per meeting. The same STC can be raised at all three meetings in a year and, in this chart, it is counted under all three meetings.

Source: WTO Secretariat.

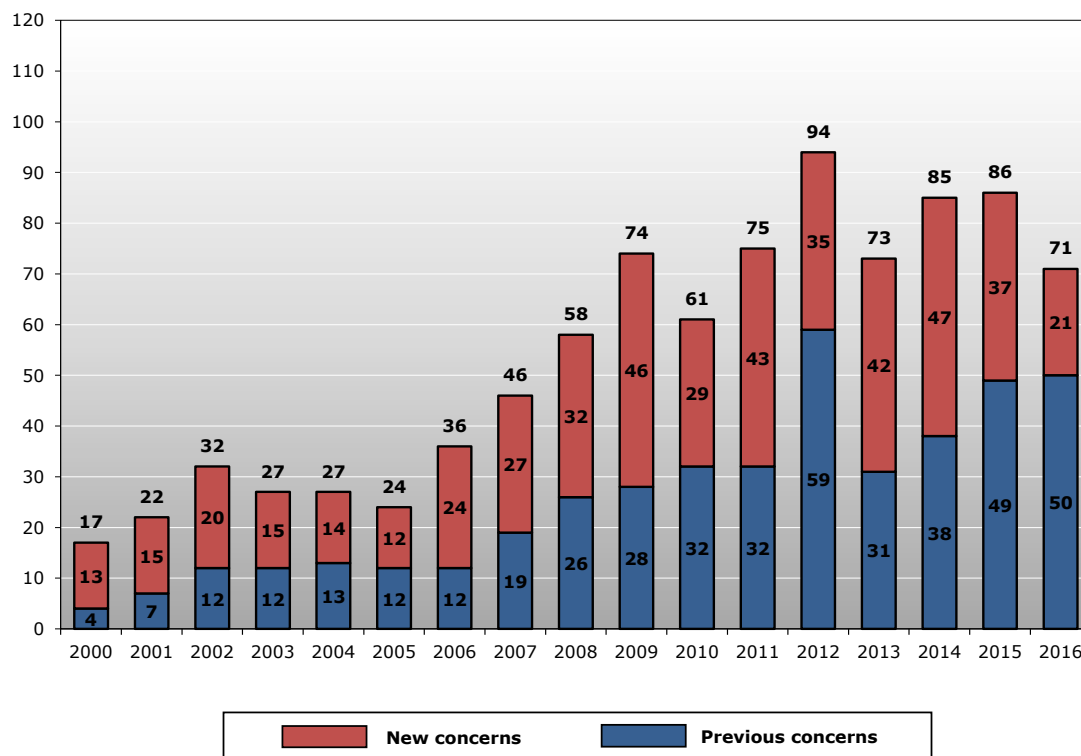
3.57. Depending on the extent of the trade-restrictiveness and importance of the issue to the Members raising the STC, the same measure may come up at one or more meetings of the TBT Committee. For example, a STC may be discussed at only one meeting (as a *new* STC), and subsequently a resolution to the trade concern may be found. Alternatively, an STC may be discussed at subsequent meetings (*previously raised STC*), usually reserved for long-standing and more serious concerns.

3.58. A total of 38 new STCs were raised during the three Committee meetings that fell within the reviewed period: 17 new STCs were raised at the 4-5 November 2015 meeting, 11 new STCs at the 9-10 March 2016 meeting and 10 new STCs at the 15-16 June 2016 meeting. This number is

⁴⁶ Members use the TBT Committee as a forum to discuss trade issues related to specific measures (technical regulations, standards or conformity assessment procedures) maintained by other Members. These are referred to as STCs and normally relate to proposed draft measures notified to the TBT Committee or to the implementation of existing measures. Issues raised range from simple requests for additional information and clarifications to questions on the consistency of measures with TBT Agreement disciplines.

consistent with the number of new STCs during the previous 12-month period (37)⁴⁷, as illustrated by Chart 3.14

Chart 3.14 STCs raised with respect to Members' TBT measures



Note: This chart counts the number of TBT measures discussed as STCs per year. The data for 2016 include the STCs raised at the March and June 2016 Committee meetings. Previously raised concerns are counted only once even if they are raised in subsequent meetings in the same year.

Source: WTO Secretariat.

3.59. The six Members whose measures attracted new STCs during the review period were: China (7), the European Union (5), India (4), the Russian Federation (4), Colombia (2) and the United Arab Emirates (2) (Table 3.15). For the previous 12-month review period, China, the European Union and the Russian Federation topped this list (5 each), with Ecuador (4), and Brazil, France, Indonesia, Mexico and Chinese Taipei (2 each) making up the remainder of the top five.

3.60. In terms of Members raising most new STCs, the European Union (17), the United States (15), Canada (9), Indonesia and the Republic of Korea (5 each) were most active during the review period. The most active Members in the previous period were: United States (12), European Union (11), Canada (9), Indonesia (6), and Australia and Mexico (5 each).

3.61. As seen in Table 3.15, new STCs discussed in the review period regulated a wide range of products, including cosmetics and personal hygiene products, ICT products, agricultural and food products and tyres and toys.

Table 3.15 New TBT STCs raised in the period 1 October 2015-30 September 2016

New STCs with respect to measures maintained by Members	
Bolivia, Plurinational State of:	concerning Food Labelling and Advertising Law (ID501) (raised by <i>Canada, European Union, Guatemala and United States</i>)
Brazil:	concerning Toy Certification; Ordinance No. 89, No. 310 and draft administrative rule No. 321(ID 478) (raised by <i>Canada, United States and European Union</i>)

⁴⁷ Details on STCs raised in the TBT Committee are available through the TBT IMS (<http://tbtdims.wto.org>).

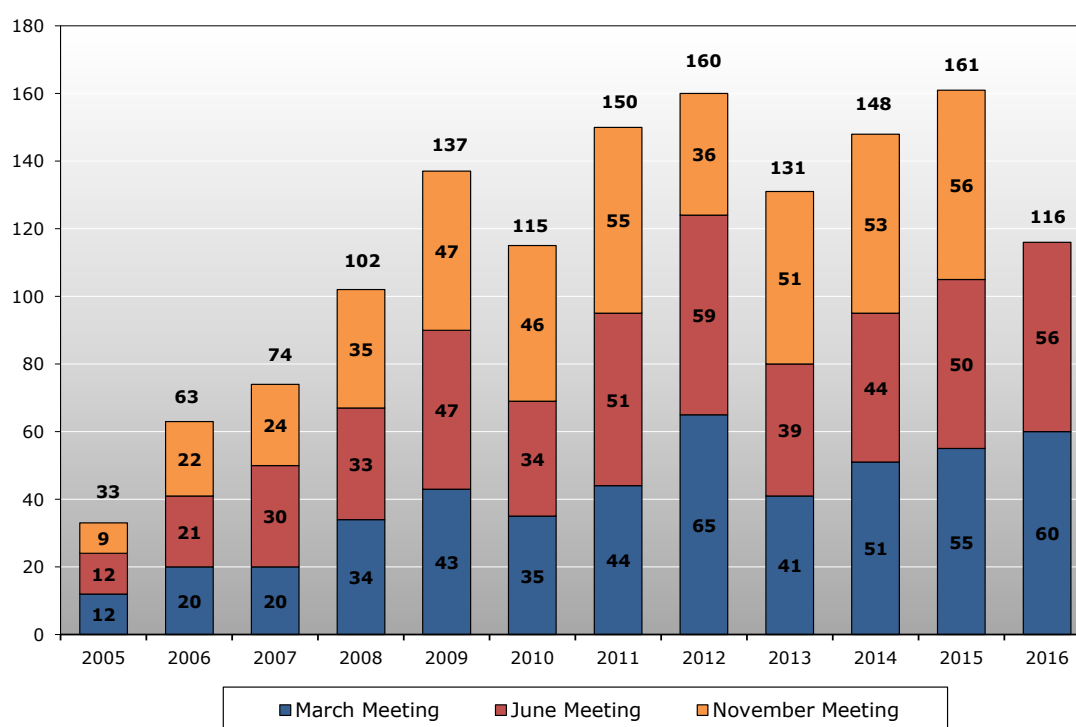
New STCs with respect to measures maintained by Members	
China:	concerning Interim Measures for Quality Management of Commercial Coal (ID477) (G/TBT/N/CHN/1057) (raised by <i>Australia and Canada</i>)
China:	concerning Insurance Regulatory Commission (CIRC) Information and Communication Technology Regulation (ID 489) (raised by <i>Canada, Japan, United States and European Union</i>)
China:	concerning Guidance for Notification and Registration for New Chemicals (ID 146) (raised by <i>the Kingdom of Saudi Arabia, Kingdom of and European Union</i>)
China:	concerning Formula Registration Regulation for Infant and Follow-up Formula, G/TBT/N/CHN/1165 (ID 493) (raised by <i>Japan; Korea, Republic of and European Union</i>)
China:	concerning Draft Standardization Law (ID 507) (raised by <i>Republic of Korea</i>)
China:	concerning Chinese Standards of Exhaust Emissions (ID 508) (China 6, BEIJING VI) (raised by <i>Republic of Korea</i>)
China:	concerning National Standards on Limits of Volatile Organic Compounds for furniture, (ID 509) (G/TBT/N/CHN/1094; G/TBT/N/CHN/1095; G/TBT/N/CHN/1096) (raised by <i>European Union</i>)
Colombia:	concerning Testing Requirements to be met by Toys and their Components and Accessories (ID 479) (raised by <i>Canada and United States</i>)
Colombia:	concerning Draft Resolution of the Ministry of Health and Social Welfare and the Ministry of the Environment and Sustainable Development "adopting the Technical Regulation establishing the maximum levels of phosphorus and the biodegradability of surfactants in detergents and soaps, and introducing other provisions" G/TBT/N/COL/214; G/TBT/N/COL/214/Add.1 (ID 506) (raised by <i>Mexico</i>)
Egypt:	concerning Manufacturer Registration System (ID505) (Decree 43/2016 and Decree 992/2015) G/TBT/N/EGY/114 and G/TBT/N/EGY/115 (raised by <i>Australia, Canada, Chile, China, European Union, South Africa, Norway, Turkey, Ukraine and United States</i>)
European Union:	concerning a proposal for a Directive of the European Parliament and of the Council on the Cloning of Animals of the bovine, porcine, ovine, caprine and equine species kept and reproduced for farming purposes (197) and Proposal for a Council Directive on the placing on the market of food from animal clones (198) (G/TBT/N/EU/197 and G/TBT/N/EU/198) (ID 492) (raised by <i>Brazil and United States</i>)
European Union:	concerning Restriction on Polycyclic Aromatic Hydrocarbons (PAHs) in Tyres as specified in Annex XVII of REACH (ID 33) (raised by <i>Indonesia</i>)
European Union:	concerning the withdrawal of equivalence for processed organic products (ID 483) (raised by <i>India</i>)
European Union:	concerning Quality Schemes for Agricultural Products and Foodstuffs, (G/TBT/N/EU/139; G/TBT/N/EU/139/Add.1) (ID 512) (raised by <i>United States and Uruguay</i>) and
European Union:	concerning Directive 2014/40/EU on the approximation of the laws, regulations and administrative provisions of the Member States concerning the manufacture, presentation and sale of tobacco and related products and repealing Directive 2001/37/EC (ID 513) (raised by <i>Indonesia and Guatemala</i>).
France:	concerning Amendment 367 on Biodiversity Law (ID 499) (raised by <i>Brazil and Indonesia</i>)
Hungary:	concerning Proposal for Government Decree on the amendment of Government Decree 39/2013 (of 14 February 2013) on the Manufacture, Placement on the Market and Control of Tobacco Products, Combined Warnings and the Detailed Rules for the Application of the Health-Protection Fine, (ID 498) G/TBT/N/HUN/31 (raised by <i>Australia, Canada, Cuba, Dominican Republic, European Union, Guatemala, Indonesia, New Zealand, Nigeria, Norway and Uruguay</i>)
India:	concerning Secondary cells and batteries containing alkaline or other non-acid Electrolytes (ID 482) (G/TBT/N/IND/47/Add.1) (raised by <i>Republic of Korea and United States</i>)
India:	concerning The Stainless Steel Products (Quality Control) Order, 2015 (ID 486) (raised by <i>European Union</i>)
India:	concerning Amendments in the import policy conditions applicable to apples (ID 487) (raised by <i>Australia, Chile, New Zealand, United States and European Union</i>)
India:	concerning Draft Food Safety and Standards (Alcoholic Beverages Standards) Regulations, 2015, G/TBT/N/IND/51 (ID 494) (raised by <i>Australia, Canada, Chile, Guatemala, Japan, European Union, United States and New Zealand</i>)
Indonesia:	concerning Halal Product Assurance Law No. 33 of 2014 (ID 502) (raised by <i>Brazil, European Union and United States</i>)
Kenya:	concerning East African East African Community (EAC) alcoholic beverage standards (ID510) (raised by <i>Chile, European Union, South Africa and United States</i>)
Korea, Republic of:	concerning Standards and Specifications for Wood Products (ID 491) (G/TBT/N/KOR/599) (raised by <i>Canada and United States</i>)
Russian Federation:	concerning Implementation plan related to excise tax on palm oil and soda products (ID 500) (raised by <i>Indonesia</i>)
Russian Federation:	concerning Rules of cement certification (ID 497) (raised by <i>Mexico and European Union</i>)
Russian Federation:	concerning Measure affecting the import of Ukrainian wallpaper (ID 476) (raised by <i>Ukraine</i>)
Russian Federation:	concerning Measures affecting import of Ukrainian products (ID 504) (raised by <i>Ukraine</i>)
Kingdom of Bahrain, State of Kuwait, Kingdom of Saudi Arabia, Qatar:	concerning Motor Vehicles General Requirements "No. GSO 42:2003" (ID 336) (raised by <i>European Union</i>)
Kingdom of Saudi Arabia:	concerning Draft for update of the Technical Regulation No. SASO 2857:2014 "Vehicle Tires Rolling Resistance and Wet Grip Requirements" (ID 488) (raised by <i>European Union</i>)
Singapore:	concerning Plain Packaging for Tobacco Products (ID 484) (raised by <i>Australia, Canada, Dominican Republic, Guatemala, Indonesia, New Zealand and Norway</i>)
South Africa:	concerning an Amendment to Regulations Relating to Health Messages on Container Labels of Alcoholic Beverages, G/TBT/N/ZAF/48/Rev.1 (ID 495) (raised by <i>Canada, Guatemala and European Union</i>)
Chinese Taipei	concerning Draft of the Organic Agriculture Act G/TBT/N/TPKM/225; G/TBT/N/TPKM/225/Add. 1 and Add. 2 (ID 511) (raised by <i>European Union</i>)

New STCs with respect to measures maintained by Members	
Thailand:	concerning Milk Code – Draft Act on Controlling to the Marketing Promotion on Food for Infant and Young Children and Other Related Products BE, G/TBT/N/THA/471 (ID 503) (raised by <i>United States</i>)
United Arab Emirates:	concerning the Energy efficiency labelling for electrical appliances (ID 481) (raised by <i>Republic of Korea</i>)
United Arab Emirates:	concerning the Control scheme to restrict the use of hazardous materials in electronic and electrical devices (ID 496) (raised by <i>European Union</i>)

Source: WTO Secretariat.

3.62. In addition, 58 previously raised STCs were discussed during the current review period, as compared to 54 in the previous review period. Overall, the new and previously-raised STCs discussed during review period, were in keeping with the trend of a greater number of STCs being discussed per meeting as well as per year. Chart 3.15 shows the total number of STCs discussed per Committee meeting per year since 2005.

Chart 3.15 STCs discussed per TBT Committee meeting, 2005-30 September 2016

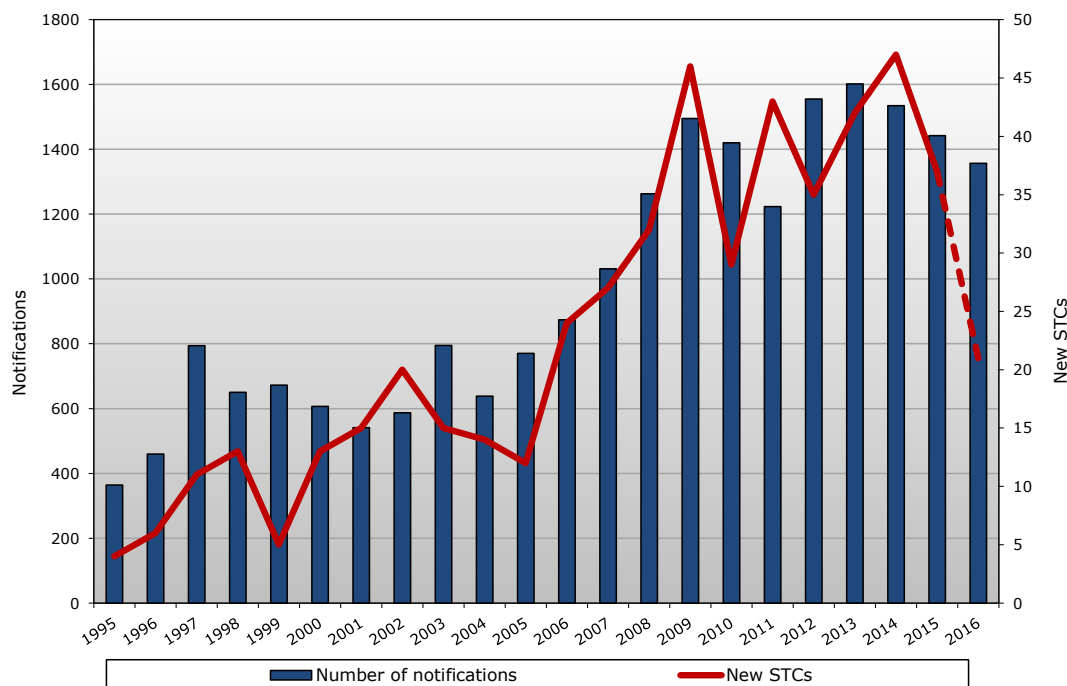


Note: This chart counts the number of STCs on the agenda of the TBT Committee per meeting. The same STC can be raised at all three meetings in a year and, in this chart, is counted under all three meetings. Data for 2016 include the STCs raised at the March and June 2016 Committee meetings.

Source: WTO Secretariat.

3.63. This upward trend shows that the Committee has spent more time discussing STCs than any other item on the agenda. An average of around 20 STCs were discussed per meeting in 2006 whereas in 2015 that figure was 54. As illustrated by Chart 3.16, there is a marked correlation between the number of new notifications and new STCs raised each year. Since 1995, an average of around 68% of STCs discussed in TBT Committee meetings relate to notified measures. Similarly, and also since 1995, Members have raised 511 *new* STCs, in the TBT Committee, with an upward trend in STCs observed since 2005.⁴⁸

⁴⁸ In March 2016, the WTO TBT Committee discussed the 500th new STC. Viewed at: https://www.wto.org/english/news_e/news16_e/tbt_11mar16_e.htm

Chart 3.16 Number of TBT notifications and new STCs^a

a Up to 30 September 2016.

Source: WTO Secretariat.

3.5 Trade Concerns Raised in Other WTO Bodies⁴⁹

3.64. During the period covered by this report a number of other trade concerns were raised by Members in formal meetings of various WTO bodies. With a view to increasing transparency, this Section aims to provide a brief and factual overview of such concerns raised between mid-October 2015 and mid-October 2016.⁵⁰ As this Section does not seek to reproduce the full substantive description of the trade concerns described by Members, a specific reference is made to the relevant formal meeting where a particular issue was raised. For the full account and context of the concerns, Members are invited to consult the records of the respective WTO bodies. The list of concerns and issues mentioned in this Section is not exhaustive.

3.65. At the meeting of *Council for Trade in Goods* (CTG) on 10 November 2015⁵¹, new concerns were raised on (i) China's measures relating to trade in seafood, including quarantine and testing procedures, import licences for salmon and lack of indication about the list of Norwegian companies authorized to export seafood to China (raised by *Norway*); (ii) India's port closures for apple imports (raised by *Chile, China, European Union, New Zealand and United States*)⁵²; and (iii) Brazil's industrial nitrocellulose import ban/non automatic import licences, also raised at the Import Licensing Committee (raised by *European Union*).

3.66. Trade concerns were also again raised on: (i) Nigeria's restrictive measures intended to preserve foreign exchange reserves which affected imports of sea products as well as agricultural products, plastics, aircraft and aircraft parts, and metal and metal products; (ii) Nigeria's local content requirements in the oil and gas industry (raised by *Chile, European Union, Iceland,*

⁴⁹ This Section does not include SPS and TBT Committees (covered separately) or issues brought to the Dispute Settlement Body. Some of the trade concerns raised may be the subject of a dispute.

⁵⁰ Members and Observers are encouraged to communicate to the WTO's Trade Policy Review Division the non-tariff measures which they have raised in WTO bodies and which they believe are relevant to the monitoring exercise.

⁵¹ Minutes G/C/M/124.

⁵² The issue has already been raised at the Committees on Agriculture, Import Licensing, SPS Measures, and TBT.

Norway, Malaysia, Switzerland, Thailand, United States and Uruguay); (iii) Indonesia's import and export restricting policies and practices (raised by *Australia, Brazil, Canada, Chinese Taipei, European Union, Japan, New Zealand, Norway, Switzerland and United States*); (iv) Pakistan's Regulatory Order No. 1125 on domestic sales taxes imposing a sales tax of 17% on imported goods, while similar domestically produced goods are taxed at 5%⁵³ (raised by *Canada, European Union, Japan, Switzerland and United States*); (v) Ecuador's import restricting measures on automobiles adopted since 2012 and extended to end December 2015 (raised by *Canada; Japan; Korea, Rep. of; Mexico and United States*); (vi) Ecuador's balance of payment (BOP) measures, also raised at the Committee on Balance-of-Payments Restrictions (raised by *Chile, Colombia, European Union, Japan, Panama, Peru, Switzerland and United States*); and (vii) Ukraine's customs valuation issues based on Resolution 724 providing indicative prices for customs valuation purposes (raised by *Iceland, Norway and Switzerland*).

3.67. At the 15 April 2016 meeting of the CTG⁵⁴ new trade concerns were raised on (i) the Russian Federation's Presidential Decree No. 1 and Government Resolution No. 1 of January 2016, banning all international transit of cargo by road and rail from Ukraine to Kazakhstan through the territory of the Russian Federation (raised by *Australia; Canada; European Union; Jamaica; Japan; Korea, Rep. of; Turkey; Ukraine and United States*)⁵⁵; (ii) the United States' seafood import monitoring programme to prevent the Illegal, Unreported and Unregulated (IUU) fishing⁵⁶ (raised by *Norway and Russian Federation*); and (iii) India's trade restrictions, including minimum import prices for steel products, the increase in customs duties for tariffs for 96 tariff lines, the safeguard measures applied to the steel sector and the conformity assessment procedures for ICT products (raised by *Australia; Canada; Chile; China; European Union; Korea, Rep. of; New Zealand and United States*). Trade concerns were raised on six additional issues that had already been brought to the CTG attention on previous occasions on (i) Indonesia's import and export restrictions; (ii) China's measures applied to seafood; (iii) Nigeria's import restricting measures; (iv) Ecuador's BOP measures; (v) Ukraine's customs valuation legislation; and (vi) Pakistan's discriminatory taxes.

3.68. At the 14 July 2016 meeting of the CTG⁵⁷, new trade concerns were raised on (i) the European Union's anti-dumping investigation on imports of cold rolled flat steel products already raised at the Committee on Anti-Dumping Practices (raised by *China and Russian Federation*); (ii) Sri Lanka's dairy tariffs on skimmed milk and milk powder in excess of the bound rate also raised at the Committee on Agriculture (raised by *New Zealand*); (iii) Canada's wine related policies and measures adopted by some provincial authorities also raised at the Committee on Agriculture (raised by *Australia, Chile, European Union, Mexico, New Zealand and United States*); and (iv) China's simplified tax system on personal effects and increased rate of import taxes on personal effects (raised by *Japan*). Seven additional trade concerns were raised at the 14 July meeting that had already been discussed at the April 2016 meeting and also in previous CTG meetings. These concerns were: (i) Nigeria's import restricting measures; (ii) China's measures applied to seafood; (iii) Indonesia's import and export restrictions; (iv) Ecuador's BOP measures; (v) Ukraine's determination of the transaction value; (vi) India's import restricting measures; and (vii) the U.S. measures applied to imports of fish and seafood products.

3.69. At the meeting of the *Committee on Market Access* (CMA) on 19 April 2016⁵⁸ new concerns were raised on (i) India's increased import duties on certain telecommunication equipment (raised by *European Union, Japan and United States*); (ii) the Kingdom of Saudi Arabia's increased import duties on cigarettes and its potential implications on the Gulf Cooperation Council common external tariff (raised by *Switzerland*); (iii) the Russian Federation's export ban on raw hides and skins (raised by *European Union*); and (vi) the United States' restrictions on trade in sturgeon, which include an import ban on five species for environmental reasons and labelling requirements for certain hybrid species (raised by *European Union*). At the same meeting trade concerns were raised again on the Kingdom of Bahrain's apparent violation of bound duties on cigarettes (raised by *Switzerland*).

⁵³ The issue had also been raised during Pakistan's Trade Policy Review.

⁵⁴ Minutes G/C/M/125.

⁵⁵ The issue was also raised at the General Council meeting in February 2016.

⁵⁶ The IUU fishing issue has also been discussed at the Committee on Trade and Environment.

⁵⁷ Minutes G/C/M/126.

⁵⁸ Minutes G/MA/M/63.

3.70. At the 12 October 2016 meeting of the CMA⁵⁹ trade concerns were raised again on (i) India's increased import duties on certain telecommunication equipment (raised by *European Union; Japan; Korea, Rep. of; and United States*); (ii) the Russian Federation's export ban on raw hides and skins (raised by *European Union*) and (iii) United States' trade restrictions of sturgeon and sturgeon products (raised by *European Union*). At the same meeting new concerns were raised on (i) Argentina's newly adopted law in the auto-part sector, also raised at the Trade-Related Investment Measures Committee (raised by *Canada, European Union, Mexico, Japan, Chinese Taipei, and Turkey*); (ii) Croatia, through the European Union, about new regulations concerning certain oil and biodiesel products (raised by *Russian Federation*); (iii) India's minimum import prices on iron and steel products in breach with the bound duties (raised by *Japan*); (iv) Republic of Korea's ongoing Schedule modification concerning rice products (raised by *Thailand*); and (v) Oman's increased customs duties on tobacco products (raised by *European Union, Switzerland and United States*).

3.71. At the meeting of the *Committee of Participants on the Expansion of Trade in Information Technology Products*⁶⁰ on 18 April 2016, trade concerns were raised regarding India's Customs Notification No. 11/2014 on the increased 10% import duties on certain telecommunication equipment with concessions that are bound at duty-free levels (raised by *European Union; Japan; Korea, Rep. of; and United States*).

3.72. In the *Committee on Agriculture*⁶¹ a number of questions and concerns were raised with respect to Members' individual notifications and on implementation-related issues under Article 18.6. During the period concerned, a total of 283 questions were discussed on individual notifications (163 questions), Article 18.6 issues (108 questions on 57 implementation-related issues) and on overdue notifications (12 questions). Additional details regarding these questions and concerns can be found in Section 3.6 of this report.

3.73. At the meeting of the *Committee on Customs Valuation* on 25 April 2016⁶² trade concerns were raised on (i) the alleged use by Armenia of reference prices (raised by *United States*); (ii) Indonesia's lack of notifications on Pre-Shipment Inspection measures (raised by *United States*); and (iii) Ukraine's creation of a database of pre-determined commodities which would act as benchmark values, contained in Resolution No. 724 (raised by *European Union, Norway, Switzerland and United States*).

3.74. A number of concerns were repeated at the meeting of the *Committee on Import Licensing*⁶³ on (i) Indonesia's import licensing regime for cell phones, handheld computers and tablets (raised by *United States*); (ii) Brazil's regulatory requirements for imports of nitrocellulose (raised by *European Union*); (iii) India's import licensing requirements on boric acid (raised by *United States*); (iv) Bangladesh's import licensing procedures and in particular with respect to the importation of medicines (raised by *United States*); (v) Mexico's steel import licensing programme (raised by *Canada and United States*); and (vi) Viet Nam's importation of distilled spirits (raised by *United States*). New trade concerns were raised on (i) Malaysia's import licensing regime on passenger and commercial vehicles, rice, round cabbage, unroasted green beans, logs and wood, as well as its halal certificate administration (raised by *European Union*); and (ii) Morocco's import licensing requirements on the importation of certain arms and gear wheels (raised by *European Union*).

3.75. At the meetings of the *Committee on Subsidies and Countervailing Measures*⁶⁴ on 25 October 2015 and 26-27 April 2016, concerns were raised on countervailing duty actions as per Table 3.16

⁵⁹ Minutes G/MA/M/64 (forthcoming).

⁶⁰ Minutes G/IT/M/64.

⁶¹ Questions and responses to the issues raised under the review process in the CoA meetings on 9 March, 7-8 June and 14 September 2016 are available in G/AG/W/151 issued on 13 May 2016, G/AG/W/154 issued on 8 August 2016 and G/AG/W/156 (questions only) issued on 2 September 2016.

⁶² Minutes G/VAL/M/62.

⁶³ Meeting of 21 April 2016, Minutes G/LIC/M/43.

⁶⁴ Minutes G/SCM/M/95 and G/SCM/M/97.

Table 3.16 Concerns raised at the Committee on Subsidies and Countervailing Measures

Measure implemented by	Member(s) raising the concern
Canada	
Provisional measure on certain hot-rolled steel plate	Russian Federation
China	
Investigation on distillers dried grains with or without solubles (DDGS)	United States
European Union	
Investigation on aquaculture products	Turkey
Measures on ductile cast iron tubes and pipes	India
India	
Investigation on castings for wind operated electricity generators	China
Peru	
Investigation on biodiesel	Argentina
Russian Federation	
Investigation on ferrosilicon manganese	Ukraine
Ukraine	
Investigation on light motor vehicles	Russian Federation
United States	
Measures on iron and steel products	Turkey
Investigation on certain cold-rolled steel flat products	Russian Federation
Investigation on new pneumatic off-the-road tires	India
Investigation on hot-rolled and cold-rolled steel products	Brazil
Investigation on sugar	Mexico

Source: WTO Secretariat.

3.76. At the same meetings concerns were raised on subsidies as per Table 3.17.

Table 3.17 Concerns raised at the Committee on Subsidies and Countervailing Measures

Measure implemented by	Member(s) raising the concern
Canada	
Government support for the Canadian Aircraft Industry	United States
China	
Non-notification of alleged subsidies	United States
Non-notification of alleged subsidies in the fisheries sector	United States
Requests for information on certain alleged subsidy programmes	United States
India	
Non-notification of alleged subsidies	United States
Export subsidies in the textile and apparel sector	United States
Japan	
Government support for the development of regional aircraft	Brazil

Source: WTO Secretariat.

3.77. Additional concerns were raised on: (i) elimination of export subsidies by the Members that received extensions under Article 27.4 of the SCM Agreement; (ii) low and declining level of compliance with the notification and transparency obligations in the SCM Agreement; (iii) requests for information pursuant to Article 25.8 and 25.9 (proposal from the United States); and (iv) enhancing fisheries subsidies transparency (United States).

3.78. At the meetings of the *Trade-Related Investment Measures* (TRIMs) Committee on 13 June and 17 October 2016⁶⁵ new or continuing concerns were raised on (i) China's provisions on insurance system informatization (raised by *United States*); (ii) Indonesia's local content requirements for 4G LTE mobile devices (raised by *Canada, European Union, Japan, Chinese Taipei, United States*); (iii) Indonesia's local content provisions in the energy sector of mining, oil and gas (raised by *Canada, European Union, Japan, United States*); (iv) Indonesia's newly adopted industry law and trade law (raised by *European Union, Japan, United States*); (v) Indonesia's minimum local product requirement for modern retail sector (raised by *European Union, Japan, United States*); (vi) Indonesia's measures addressing local content in investment in the telecommunications sector (raised by *Japan, United States*); (vii) measures implementing the

⁶⁵ Minutes G/TRIMS/M/40 and G/TRIMS/M/41 (forthcoming).

Russian Federation's import substitution policy (raised by *European Union, United States*) and (viii) Argentina's Act 27,263 on the development and strengthening of the auto-part (raised by *Mexico*).

3.79. At the meetings of the *Committee on Anti-Dumping Practices*⁶⁶ on 28 October 2015 and 27 April 2016, concerns were raised as per Table 3.18.

Table 3.18 Concerns raised on anti-dumping practices

Measure implemented by	Member(s) raising the concern
Australia	
Sunset review on ammonium nitrate	Russian Federation
Brazil	
Investigation on PET sheet	Peru
Canada	
Duties imposed on oil country tubular goods	Korea, Rep. of
Provisional duties imposed on certain hot-rolled carbon steel plates and high-strength low-alloy steel plate	Russian Federation
China	
Investigation on unbleached sack paper	European Union and Japan
Investigation on optical fibre preforms	United States
Investigation on acrylic fibres	Turkey
Investigation on grain-oriented electrical steel	European Union and Japan
Investigation on polyacrylonitrile fibre	Japan
Dominican Republic	
Investigation on steel reinforcing bar	Turkey
Egypt	
Investigation on wet wipes	Turkey
European Union	
Measure on ammonium nitrate	Russian Federation
Investigation on cold-rolled steel products	China and Russian Federation
Measure on aluminium foils	Russian Federation
India	
Procedures to complete the sunset review on cold-rolled stainless steel	United States
Investigation on cold-rolled flat steel products, hot-rolled flat products of alloy or non-alloy steel in coils and not in coils	Japan
Investigation on seamless pipes	China
Indonesia	
Sunset review on hot-rolled plate	Ukraine
Investigation on wheat flour	Turkey
Sunset review on cold-rolled steel sheet	Japan
Investigation on ammonium nitrate	Australia
Israel	
Investigation on float glass	Turkey
Japan	
Investigation on potassium hydroxide	Korea, Rep. of
Malaysia	
Provisional measures on pre-printed or printed colour coated coils	Viet Nam
Morocco	
Investigations on hot-rolled steel sheets and refrigerators	Turkey
Pakistan	
Investigation on cold-rolled coils and sheets	Ukraine
Investigations on hydrogen peroxide	Turkey
Russian Federation and Kazakhstan	
Investigations on bars and rods, ferrosilicon manganese and seamless pipes and tubes	Ukraine
Thailand	
Investigation on hot-rolled non alloy steel in coils and not in coils	Turkey

⁶⁶ Minutes G/ADP/M/49 and G/ADP/M/50.

Measure implemented by	Member(s) raising the concern
Turkey	
Investigation on hot-rolled coil	European Union
Investigation and preliminary measure imposed on safety glass	Israel
Investigation on biaxially oriented polypropylene films	Egypt
Investigation on cotton	United States
Investigation on hot-rolled coil	Japan
Termination on 20 April 2016 of investigation on hot-rolled coil sheet	Russian Federation
Ukraine	
Investigation on certain nitrogen fertilizers	Russian Federation

Source: WTO Secretariat.

3.80. Other additional issues and concerns were raised on: (i) recent European Union investigations, including the use of the analogue country methodology (raised by *China*); (ii) China's upcoming expiration of Accession Protocol Section 15 (a); (iii) Colombia's and United States country-wide duty practice on Chinese products (raised by *China*); (iv) the recent rapid increase in anti-dumping measures, especially in the steel sector (raised by *Japan, China*); (v) the length of the United States anti-dumping measures (raised by *Japan*); (vi) European Union approaches in anti-dumping investigations, especially with respect to the metal and steel sector (raised by *Russian Federation*), (vii) United States' practice for determining the scope of the product under consideration (raised by *Russian Federation*) and; (viii) India's procedures, transparency and due process in anti-dumping investigations (raised by *Chinese Taipei and United States*).

3.81. At the meetings of the *Committee on Safeguards*⁶⁷, on 26 October 2015 and 25 April 2016, concerns were raised on specific safeguard actions as per Table 3.19.

Table 3.19 Concerns raised at the Committee on Safeguards

Measure implemented by	Member(s) raising the concern
Chile	
Investigation on steel wire	Brazil, China, European Union, Mexico and Chinese Taipei
Investigation on steel nails	Brazil, China, European Union, Mexico and Chinese Taipei
Investigation on steel mesh	Brazil, China, European Union, Mexico and Chinese Taipei
Investigation on steel wire rod	United States
Egypt	
Investigation on white sugar	European Union
Investigation on PET	European Union
Investigation on automotive batteries	European Union
India	
Investigation on hot-rolled flat products of non-alloy and other alloy steel	China; European Union; Japan; Korea, Rep. of; Russian Federation; Chinese Taipei; Turkey; Ukraine, and United States
Investigation on hot-rolled flat sheets and plates	Brazil, European Union, Japan, Turkey and Ukraine
Indonesia	
Investigation on bars and rods	European Union, Japan and Chinese Taipei
Investigation on coated paper and paper board	Japan
Jordan	
Investigation on writing and printing paper	European Union and United States
Malaysia	
Investigation on hot-rolled coils	Japan
Morocco	
Investigation on cold-rolled sheets and plated or coated sheets	United States
Investigation on paper in rolls and paper in reams	European Union
Investigation on wire rods and reinforcing bars	European Union, Turkey and the United States
Philippines	
Investigation on steel angle bars	United States

⁶⁷ Minutes G/SG/M/48 and G/SG/M/49.

Measure implemented by	Member(s) raising the concern
South Africa	
Investigation on certain flat-rolled products of iron, non-alloy steel or other alloy steel	Brazil; European Union; Japan; Korea, Rep. of; Turkey and the United States
Thailand	
Investigation on hot-rolled steel flat products	India and Turkey
Tunisia	
Investigation on ceramic tiles	European Union and Turkey
Investigation on glass bottles	European Union
Investigation on MDF fibre boards	European Union
Turkey	
Investigation on porcelain and ceramic tableware, kitchenware	European Union
Investigation on cellular portable telephone	China; European Union; Korea, Rep. of; United States and Viet Nam
Investigation on wallpaper and similar wallcoverings	European Union
Ukraine	
Investigation on flexible porous plates, blocks and sheets of polyurethane foams	European Union
Viet Nam	
Investigation on monosodium glutamate	Thailand
Investigation on semi-finished and certain finished products of alloy and non-alloy steel	China, European Union and Japan

Source: WTO Secretariat.

3.82. Other issues and concerns were discussed: (i) the United States potential safeguard action on aluminium (Russian Federation); and (ii) increasing number of safeguard actions taken around the world (Australia; Brazil; Canada; European Union; Israel; Japan; Korea, Rep. of; Malaysia; Mexico; New Zealand; Norway; Pakistan; Chinese Taipei and the United States).

3.83. At the meeting of the *Working Party on State Trading Enterprises*⁶⁸ on 12 October 2015 concerns were raised regarding (i) the operation of Canada's provincial and territorial liquor control authorities, differential tax treatment, variable mark-ups and selective criteria for the liberalization of alcohol sales; (ii) the activities of two Indian enterprises, the Tamil Nadu State Marketing Corporation Limited and the Food Corporation of India; (iii) the functioning of Zespri Group Limited, a state trading enterprise for kiwi fruit exports maintained by New Zealand; and (iv) a counter-notification relating to the non-notification by China of its state trading enterprises⁶⁹; (v) the non-notification by the Russian Federation of its state trading enterprises, including the non-notification of enterprises considered by some delegations to be state trading enterprises, including Gazprom and the Russian United Grain Company and (vi) the overall poor level of compliance among Members with the notification obligations of Article XVII of GATT 1994 regarding state trading enterprises.

3.84. At the Working Party meeting of 9 June 2016⁷⁰ new or continuing concerns were raised on (i) China's notification of its state trading enterprises (raised by *Australia, European Union and United States*); (ii) Tunisia's Direction de la Pharmacie et du Médicament (raised by *European Union*); (iii) Canada's provincial and territorial liquor control boards (raised by *European Union*); (iv) India's Food Corporation on India and Tamil Nadu Marketing Corporation Ltd. (raised by *European Union*); (v) the possible changes to New Zealand's Kiwifruit Export Regulations of 1999 (raised by *Chile and European Union*); (vi) the lack of notifications by the Russian Federation in general and the non-notification of the Russian United Grain Company (raised by *European Union and United States*); (vi) the non-notification by the European Union of Alko Inc. of Finland (raised by *Russian Federation*); and (vii) the failure of the United Arab Emirates to submit a notification (raised by *United States*).

3.85. At the meetings of the *Committee on Balance-of-Payments (BOPs) Restrictions* consultations were held with Ecuador⁷¹ and concerns were repeated by a number of Members on

⁶⁸ Minutes G/STR/M/28.

⁶⁹ China subsequently submitted a notification of its state trading enterprises on the date of the meeting: G/STR/N/15/CHN, G/STR/N/14/CHN, G/STR/N/13/CHN, G/STR/N/12/CHN, G/STR/N/11/CHN, and G/STR/N/10/CHN.

⁷⁰ Minutes G/STR/M/29.

⁷¹ Meetings of 16 October 2015, 17 February 2016 and 23 June 2016. Consultations in the BOP Committee on Ecuador's measures are scheduled to continue in November 2016.

the introduction of an import surcharge for BOP purposes, although some Members expressed support for the measures.

3.86. At the meetings of the *Council for Trade in Services* (CTS)⁷² on 18 March and 17 June 2016, concerns were raised about regulatory measures that impede Mode 4 access to the United States, Canada and the United Kingdom (raised by *India*). At those same meetings, and again at the CTS meeting held on 10 October 2016, concerns were repeated about certain measures related to Ukraine's reforms of its Unified Gas Transportation System (raised by *Russian Federation*). These concerns were first mentioned in November 2014, and have been restated at all subsequent regular meetings of the Council for Trade in Services.⁷³

3.87. In the *Committee on Trade and Development* (CTD), LDCs raised concerns with regard to the implementation of the duty-free and quota-free (DFQF) market access decision for LDCs. A proposal was submitted by Benin, on behalf of the LDC Group, on the draft terms of reference for a Secretariat study on DFQF implementation.⁷⁴ In the CTD's Dedicated Session on Small Economies, trade concerns were expressed on how small and vulnerable economies could better integrate into global value chains in goods and services trade.⁷⁵

3.88. At the meeting of the *Committee on Trade and Environment* (CTE) on 6 October 2015, discussions continued on the effect of environmental measures on market access, including in relation to measures aimed at fighting IUU fishing. In this context, several delegations⁷⁶ underscored the environmental and socio-economic impacts of IUU fishing, while urging Members to take the interests of developing country exporters into consideration in their measures to combat IUU fishing. At the 30 June 2016 CTE meeting⁷⁷ discussions continued on the effect of environmental measures on market access. In this context, some delegations expressed the concern that such measures, including certain certification schemes and other technical requirements could have a negative impact on developing countries, in particular for SMEs.

3.89. The above Section shows that WTO Members continue to use a wide range of WTO bodies to raise trade concerns. A larger number of trade concerns on measures implemented by WTO Members were raised during the review period compared to the same period last year, in particular in the Council for Trade in Goods, the Committee on Market Access, the Committee on Anti-Dumping Practices, the Committee on Safeguards and the Committee on Subsidies and Countervailing Measures. Several measures were raised in more than one WTO body during the review period, perhaps suggesting that the trade concerns raised involve increasingly complex and cross-cutting issues. This may also provide an indication that WTO Members are soliciting multiple platforms within the WTO committee structure to address various aspects of such trade concerns. From a systemic point of view this is significant because of the increased transparency which it brings, but also because it demonstrates that Members are actively utilizing the WTO Committees to constructively engage trading partners on potential areas of trade friction.

3.6 Policy Developments in Agriculture

3.90. The Committee on Agriculture (CoA) provides a forum for Members to discuss matters related to agriculture trade and to consult on matters relating to the Members' implementation of commitments under the Agreement on Agriculture (AoA), including rules-based commitments. The review work by the CoA is based on notifications Members make on their commitments. There is also a provision in Article 18.6 that allows Members to raise any matter relevant to the implementation of the commitments under the AoA.

3.91. In the framework of the CoA meetings in March, June and September 2016, Members posed a total of 283 questions, including both questions on individual notifications and under Article 18.6,

⁷² Document S/C/M/126, S/C/M/127 and S/C/M/128 (forthcoming).

⁷³ Documents S/C/M/122 to 124.

⁷⁴ Meetings of 16 March and 8 July 2016, Minutes WT/COMTD/M/98 and WT/COMTD/M/99 (forthcoming). The submission by the LDC Group was considered at the meeting of 8 July 2016, but the terms of reference for the proposed Secretariat study have yet to be approved by the Committee.

⁷⁵ Meetings of 29 October 2015, 9 March and 12 July 2016, Minutes WT/COMTD/SE/M/30, WT/COMTD/SE/M/31 and WT/COMTD/SE/M/32.

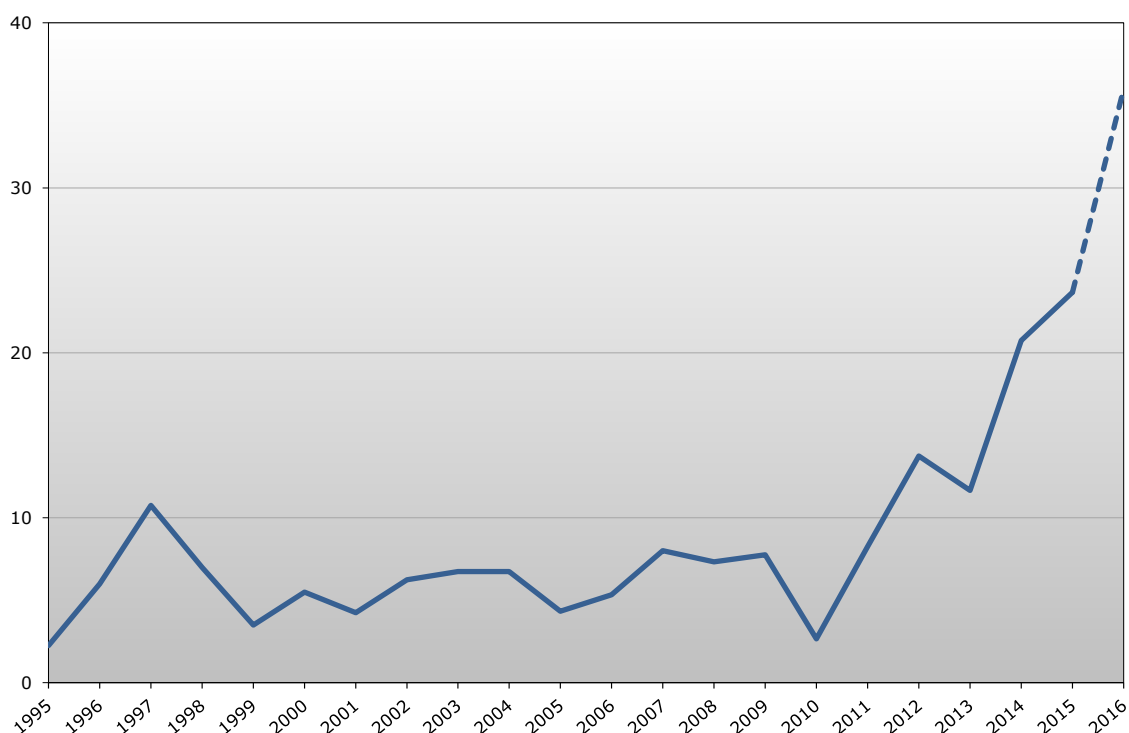
⁷⁶ See Annual Report 2015, WT/CTE/22, paragraph 20.

⁷⁷ Minutes WT/CTE/M/61.

with a large number of these questions directed at issues related to domestic support notifications or implementation of domestic support commitments.

3.92. In total, 13 Members raised 108 questions on 57 implementation-related issues (Article 18.6) in the March, June and September 2016 CoA meetings. As can be seen in Chart 3.17, the average number of questions raised under Article 18.6 per meeting has been increasing since 2011 reaching an all-time high in 2016 with an average of 36 questions per meeting with a total of 108 questions this year so far. These numbers include questions that were repeated from one meeting to the next because responses were not provided in the relevant time-frames.

Chart 3.17 Average number of questions raised under Article 18.6 per meeting (1995-2016^a)



a Data for 2016 relating to the CoA's March, June and September meetings.

Source: WTO Secretariat.

3.93. Out of the 57 implementation-related issues raised in the CoA during the review period, 45 issues were discussed for the first time, whereas the remaining issues had been discussed one or more times in previous years under matters raised under Article 18.6. Table 3.20 indicates the specific issues relating to implementation commitments that were discussed for the first time in the CoA during the March, June and September 2016 meetings. The complete questions, and answers, can be accessed through the Agriculture Information Management System (AG IMS) by using the ID numbers provided in the table.⁷⁸

3.94. During the reported period, Canada's wine sale policy and its new milk ingredient class as well as the European Union's agriculture policy garnered considerable scrutiny from the membership. Close to half of the new issues raised in the March, September and June 2016 CoA meetings related to domestic support policies. Measures benefiting producers of cotton, dairy, rice, sugar, soybeans and the ornamental horticulture industry were questioned. Members also requested clarification on insurance schemes allegedly implemented by Australia and India. Similarly, questions were raised regarding agricultural policies of a general scope (e.g. China's

⁷⁸ In the AG IMS (<http://agims.wto.org/>) select the function "Search Q&A Submitted Since 1995" and input the ID number of the question concerned.

agriculture policy, Turkey's domestic support policy and U.S. farm support programmes). Market access was another area of interest to Members where they raised questions on measures that restricted, or had the potential to restrict, the trade of agricultural products (e.g. Australia's Biosecurity Act, France's Amendment No. 367 to the proposed law on biodiversity, Peru's price band system, Tanzania's restrictions on sugar imports and the Russian Federation's trade measures affecting Ukrainian transit of agricultural products to Kazakhstan). There were eight questions raised to seek clarification in the area of export subsidies (e.g. European Union's export subsidies, Pakistan's export subsidies for sugar exports, Turkey's fruit and vegetable export subsidies and Zambia's public stocks and exports of maize). In the area of export restrictions and prohibitions, Members requested Argentina to provide additional information regarding its commodity and grain export policies.

Table 3.20 Article 18.6 new issues

Question Summary	Question raised by	Products	Number of questions	CoA Meetings	ID number
Canada's new milk ingredient class	Australia, India, New Zealand, United States	Dairy, milk, milk powders, butter, cheese, other	8	79, 80, 81	81001, 81009, 81049, 81054, 81055, 81056, 80003, 80005, 80006, 80025, 79035
Canada's wine sale policy	Australia, European Union, New Zealand, United States	Alcoholic	8	79, 80, 81	81003, 81011, 81024, 81046, 81097, 80008, 80009, 80094, 80095, 79003
European Union's agriculture policies	Australia, India, New Zealand	Dairy, milk, milk powders, butter, cheese, other, bovine, swine,	5	80, 81	81005, 81058, 81060, 81061, 80010
India's new crop insurance scheme	Canada, European Union		3	79, 80	80068, 79024, 79051
Japan's MARUKIN Stabilization Programme	European Union	Swine	2	79	79025, 79052
Moldova's poultry tariffs	United States	Poultry	2	80, 81	81014, 80028
Russian Federation's measures affecting Ukrainian transit of agricultural products to Kazakhstan	Ukraine		2	79, 80	80065, 79084
Thailand's export of rice from government stocks	European Union	Rice	2	80, 81	81031, 80045
Turkey's fruit and vegetable export subsidies	European Union	Fruit and vegetables, fresh vegetables, processed vegetables, roots and tubers, fruit, nuts, processed fruit or nuts, fruit and vegetable beverages	2	79, 80	80056, 79031
Turkey's rice support	European Union	Rice	2	79, 80	80052, 79029
Turkey's support scheme to certain agricultural sectors	European Union	Fruit	2	79, 80	80049, 79026
U.S. New Cotton Ginning Cost Share programme	Brazil, India	Cotton	2	80, 81	81069, 80096
U.S. soybean programmes	Brazil	Fresh vegetables, seeds	2	79, 81	81098, 79095
Argentina's commodity and grain export policy	European Union	Coarse grains	1	80	80031
Argentina's support for dairy producers	European Union	Dairy, milk, milk powders, butter, cheese, other	1	80	80032
Argentina's tax policies	Ukraine		1	80	80059
Australia's Biosecurity Act of 2015	India		1	81	81045
Australia's Farm Insurance Advice Scheme	India		1	79	79085
Brazil's soft loans to sugar cane growers for cane planting	European Union	Sugar, cane or beet sugar, other	1	80	80033
Canada's Growing Forward policy framework	India		1	81	81047

Question Summary	Question raised by	Products	Number of questions	CoA Meetings	ID number
Canada's STE notification on dairy products	New Zealand, United States of America	Dairy, milk, milk powders, butter, cheese, other	1	81	81010, 81096
Canada's support for the ornamental horticulture industry	India		1	81	81048
China's Agriculture Policy	Canada	Cereals, wheat, corn, rice, malt, coarse grains	1	79	79030
China's decision to end corn floor price	European Union	Corn	1	80	80036
China's environmental programmes	Australia		1	81	81050
China's regional assistance programmes	Australia		1	81	81053
European Union's export subsidies	Japan		1	80	80013
France's amendment No. 367 to the proposed law on biodiversity	Indonesia		1	79	79066
Japan's Act on price adjustment of sugar and starch	European Union	Sugar, cane or beet sugar, other	1	80	80042
Malaysia's Table ES:2 notification	European Union	Eggs	1	81	81027
Pakistan's export subsidy for sugar exports	European Union	Sugar, cane or beet sugar, other	1	81	81028
Pakistan's increase on import duties on milk powder including whey	European Union	Milk powders	1	81	81030
Peru's price band system	Brazil		1	79	79094
Statement by the European Union on consultations under Article 5.7	European Union	Butter	1	79	79034
Tanzania's restriction on sugar imports	Thailand	Sugar, cane or beet sugar, Other	1	81	81021
Thailand's rice policies	United States	Rice	1	79	79005
Turkey's domestic support policies	Canada		1	81	81064
Turkey's subsidies aimed at incentivising the use of domestic dairy	New Zealand	Dairy, milk, milk powders, butter, cheese, Other	1	81	81065
U.S. Farm Support Programmes	India		1	79	79086
U.S. Global Food Security Act	India		1	81	81067
U.S. increase in sugar TRQ	India	Sugar, Cane or beet sugar, Other	1	81	81068
U.S. Price Loss Coverage and Agriculture Risk Coverage programmes	India		1	81	81070
U.S. purchase of cheese stock	Australia	Cheese	1	81	81066
Viet Nam's increase of excise duties for wine and spirits	European Union	Alcoholic	1	81	81032
Zambia's public stocks and exports of maize	European Union	Corn	1	81	81033

Source: WTO Secretariat.

3.95. Other measures that were discussed related to follow-up questions on persistent areas of concern. A number of these issues have been raised in the CoA more than 21 times with as many as 31 questions (e.g. Costa Rica's compliance with AMS commitments). In the September 2016 CoA meeting, Costa Rica noted, in response to the U.S. reiterated concern regarding its continued lack of compliance with its AMS commitments, that it had submitted its domestic support notification for 2015 where it showed domestic support values well below its AMS commitments. Brazil faced for the sixteenth time requests for data on domestic and international shipments of particular products made as part of two of its domestic support programmes. Similarly, India's sugar export subsidies and Turkey's destination of wheat flour sales were the subject of questioning in the CoA for the twelfth and ninth time, respectively. Other issues subject to considerable scrutiny were Canada's tariff-rate quota for cheese, Turkey's domestic support and export subsidies, and India's importation of apples (Table 3.21).

Table 3.21 Questions previously raised under Article 18.6

Question Summary	Question raised by	Products	Number of questions	Number of CoA meetings in which the issue was discussed	CoA meetings	ID number
Costa Rica's compliance with AMS commitments	Canada, European Union, United States	Rice	31	21	61, 62, 63, 64, 65, 66, 67, 68, 69, 70, 71, 72, 73, 74, 75, 76, 77, 78, 79, 80, 81	81012, 80026, 79004, 78005, 77002, 77070, 76052, 75031, 75059, 74023, 73002, 73037, 72005, 72050, 71030, 70008, 69028, 69029, 68008, 68022, 67006, 67007, 66003, 66004, 65002, 65003, 64002, 64003, 63008, 62007, 61004
India's sugar export subsidies	Australia, Brazil, Colombia, European Union, Thailand,	Sugar, cane or beet sugar, other	21	12	50, 51, 52, 73, 74, 75, 76, 77, 78, 79, 80, 81	81025, 81062, 80011, 80037, 79023, 79047, 78016, 78017, 77035, 77044, 76016, 76025, 76050, 75028, 74007, 74055, 73036, 73055, 73067, 73068, 52005, 51001, 50003
Brazil's domestic support programmes	United States	Wheat, corn, rice, malt, coarse grains, cotton	16	16	65, 66, 68, 69, 70, 71, 72, 73, 74, 75, 76, 77, 78, 79, 80, 81	81008, 80024, 79001, 78002, 77066, 76039, 75023, 74021, 73026, 72051, 71028, 70007, 69027, 68007, 66002, 65011
Turkey's destination of wheat flour sale	United States	Wheat	11	10	71, 72, 73, 75, 76, 77, 78, 79, 80, 81	81015, 80029, 79033, 78008, 77071, 75001, 75037, 73042, 72057, 71034
Turkey's domestic support and export subsidies	Japan, European Union, New Zealand	Fruit	9	7	73, 74, 75, 77, 78, 79, 80	80012, 80017, 80048, 79027, 78044, 77047, 75069, 74020, 73056
India's importation of apples	Chile, European Union, New Zealand, United States	Fruit	7	4	78, 79, 80, 81	81006, 80014, 79067, 78084, 78085, 78086, 78088
Canada's compositional standard for cheese	Australia, New Zealand	Dairy, milk, milk powders, butter, cheese, other	6	6	48, 49, 50, 51, 80, 81	81002, 80004, 51003, 50001, 49002, 48010
Canada's tariff-rate quota for cheese	New Zealand, Norway, Switzerland, United States	Cheese	6	5	75, 76, 77, 80, 81	81004, 81051, 81052, 80001, 80002, 80007, 77037, 77001, 76023, 75026
Sri Lanka's increase in milk powder tariffs	Australia, New Zealand	Dairy, milk, milk powders, butter, cheese, other	5	3	78, 80, 81	81007, 81063, 80016, 78001, 78022
India's export assistance programmes	United States	Meat, bovine, swine, sheep and goat, poultry, horses, other, milk, sugar, cane or beet sugar, other	4	4	78, 79, 80, 81	81013, 80027, 79002, 78007
China's maize subsidies	European Union	Corn	3	3	77, 78, 79	79022, 78015, 77043
European Union's dairy policies	Australia, New Zealand	Dairy, milk, milk powders, butter, cheese, other	2	2	78, 79	79032, 78078

Source: WTO Secretariat.

3.7 General Economic Support⁷⁹

3.96. According to information provided to the Secretariat or obtained through other sources, 112 new general economic support measures were put in place by WTO Members during the review period. This corresponds to a monthly average of nine measures, a slight decrease compared to the monthly average of 11 new measures recorded in the previous annual report at the end of 2015.⁸⁰ Out of the 112 new measures, 25 were not confirmed by the Members concerned.

3.97. Annex 4 covers various economic support measures targeting specific sectors and industries, or multiple sectors. The main beneficiaries of economic support measures recorded during the review period included large-scale, multi-sector financial aid covering various sectors such as agriculture, forestry, construction, medical/pharmaceutical. Several programmes provided support to agriculture and food, and in particular the dairy sector, followed by aid schemes or measures supporting energy, transport and infrastructure programmes. A number of programmes provided specific support to SMEs and to export-related activities or enterprises. Others included import-related support, domestic content programmes and consumer credit measures. A number of programmes recorded during the review period were of a temporary nature and some included the reduction of subsidies.

3.98. Gathering and verifying information on general economic support measures continues to represent a significant challenge. The number of WTO Members that provided information on new general economic support measures implemented during the review period remained low and the lack of active participation by WTO Members in providing relevant information on such support remains a concern. For the verification exercise, the WTO Secretariat reverted to a large number of WTO Members for their confirmation of such measures, including many obtained from other official sources. Several WTO Members requested that some of the measures relating to support programmes in their economies not be included in this monitoring report.

3.99. Thus, it is important to emphasise that Annex 4 of this report seeks to cover all general economic support measures which may have potentially important trade-related effects. However, it is imperative to recognize that it is far from straightforward to unambiguously determine whether some measures are in fact impacting trade flows. This is an important difference between the current situation and the immediate aftermath of the onset of the financial crisis in 2008 where several subsidy programmes included features which had real potential to curb international trade.

General Economic Support Measures since 2008

3.100. The following Section takes a closer look at the trends that have characterized the general economic support measures captured by the monitoring reports since October 2008.

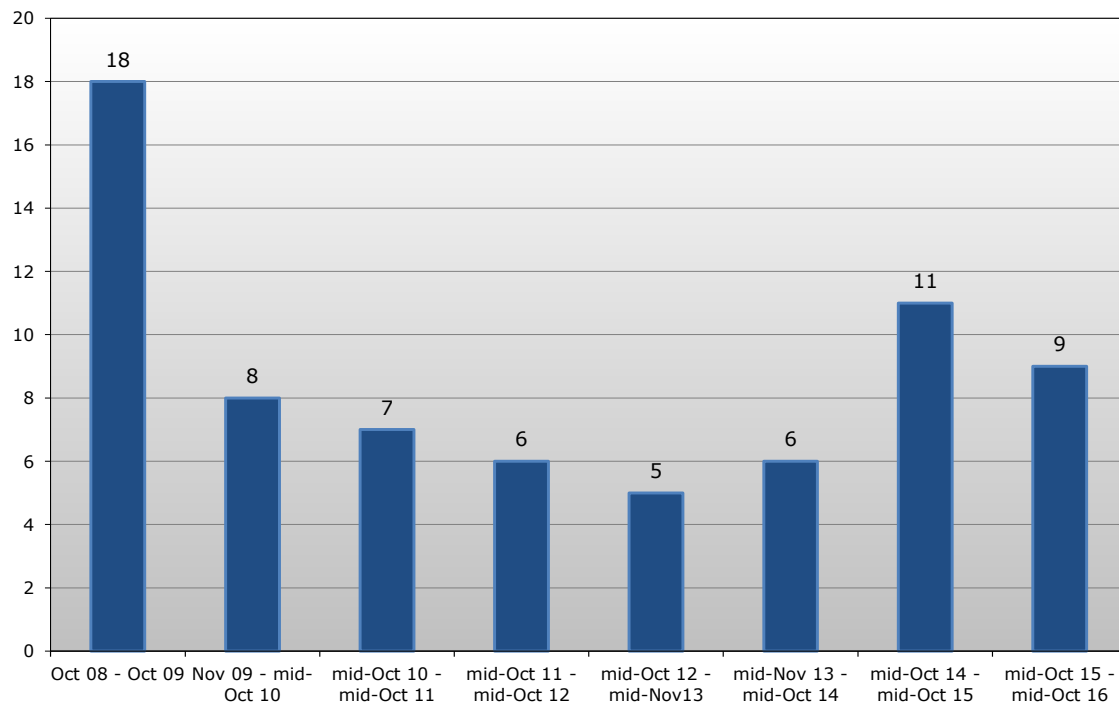
3.101. A total of 849 general economic support measures have been recorded by the WTO Secretariat since the beginning of the monitoring exercise. A quarter of these measures were introduced in direct response to the financial crisis. As of November 2009, the implementation of new general economic support measures decelerated substantially (Chart 3.18). In the period under review, the monthly average of nine new measures resulted in a slight decrease compared to the monthly average quoted in the last annual report, but still remained the third-highest since the beginning of the monitoring exercise.

⁷⁹ Measures in Annex 4 are not included in the overall number of trade measures reported in Section 3.1 of the monitoring reports, nor in the trade monitoring database. The numerical counting of general economic support measures and programmes does not provide any indication regarding the extent of these measures, nor their potential impact.

⁸⁰ WT/TPR/OV/18 of 17 November 2015.

Chart 3.18 General economic support measures

(average per month)



Note: Values are rounded.

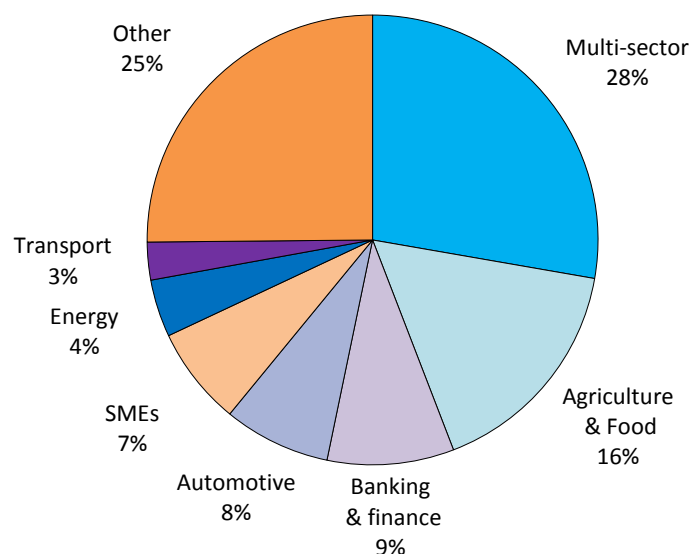
Source: WTO Secretariat.

3.102. According to information recorded by the WTO Secretariat, large-scale, multi-sector or economy-wide stimulus packages constitute the bulk of general economic support measures introduced by WTO Members since October 2008. These types of measures were extensively used during the first three years of the monitoring exercise. Multi-sector measures have been traditionally very broad and can cover, simultaneously and under one programme, a diverse range of sectors from agriculture and forestry to medical and shipbuilding. Separately, the banking and financial sectors received a very significant share of the general economic support in 2008-2009. These subsidies were all but eliminated in the following years.

3.103. The agriculture and food sectors have been the second largest recipient of general economic support measures. A variety of objectives are covered by these measures, including long-term improvements in productivity, incentive packages through tax breaks and preferential credit lines.

Chart 3.19 Sectors covered by economic support measures, October 2008 – mid-October 2016

(% share of total number of measures)



Source: WTO Secretariat.

3.104. WTO Members have provided regular support to the automotive sector since the beginning of the monitoring exercise. SMEs have also been the beneficiaries of economic support measures, with aid schemes, credit guarantee programmes, incentive packages and improved access to investment and capital, representing the more prevalent assistance provided. Other sectors which have received general economic support include the energy and the transport sectors. The remaining areas of support cover, amongst others, manufacturing (other than SMEs), infrastructure, construction, export credits, telecommunications and investment.

3.105. Typically, general economic support measures have been temporary in character. This is especially the case for those general economic support measures that were introduced in response to the financial crisis. Based on the available information, the general economic support measures that have been reduced or eliminated, aside from the financial and credit sectors, are mostly found in the energy, food and agriculture sectors. A noteworthy example is the reduction in 2015-2016 by several countries of various fuel price support schemes, likely in response to the fall in the price of oil.

3.106. There is little doubt that the universe of general economic support measures provided by WTO Members is much greater than what this exercise has been able to record. Similarly, it has been clear from the very beginning of the monitoring exercise that the number of such measures recorded is very much a function of the transparency which surrounds the granting of subsidies in individual Members. Transparency is a prerequisite for providing a balanced account of the overall number of general economic support measures introduced and it remains that some Members have featured more frequently in Annex 4 because of such transparency, despite the fact that many other Members have applied similar measures.

3.107. General economic support measures will likely remain attractive to governments, particularly for strategic sectors, despite the often significant financial cost of such programmes. Subsidy programmes do not *per se* impact on trade. However, because of their potential to be trade distorting, guidance from WTO Members on how the trade monitoring report might better capture such trade effects would be welcome.

3.8 Overview of Trade Policy Reviews

3.108. Between mid-October 2015 and mid-October 2016, 26 Trade Policy Reviews (TPRs) were undertaken. The TPRs provided the WTO membership with a better understanding of trade and

economic developments in each of the Members reviewed and constitute a fora for constructive and insightful discussions among participants.⁸¹

Table 3.22 Trade Policy Reviews from mid-October 2015 to mid-October 2016 - summary tariff indicators

	Simple applied average (%)			Duty free ^a	Non- <i>ad valorem</i> ^a
	Total	WTO agriculture	WTO non- agriculture		
SACU (2015)	8.3	9.9	8.0	55.7	3.8
Jordan (2015)	10.2	16.8	9.1	52.4	0.1
Thailand (2015)	13.4	34.7	10.1	17.6	7.8
Haiti (FY2014/15)	4.9	8.6	4.4	44.2	0.0
Georgia (2015)	2.0	6.7	0.8	79.6	4.5
Morocco (2015)	12.5	30.0	9.5	0.1	0.2
Fiji (2015)	11.2	12.5	11.0	4.3	4.5
Turkey (2015)	12.8	49.0	5.5	23.5	1.7
Maldives (2015) ^b	6.0	22.5	2.4	67.0	3.9
Saudi Arabia, Kingdom of (2015)	5.2	5.9	5.1	11.0	1.5
Ukraine (2015)	4.9	9.6	3.6	37.9	1.0
Malawi (FY2015/16)	12.7	18.8	11.6	31.7	0.0
Honduras (2015)	5.9	10.7	5.1	48.1	0.1
Albania (2015)	4.2	8.7	3.0	48.6	0.0
United Arab Emirates (2015)	4.7	5.5	4.5	11.2	0.3
Zambia (2016)	12.9	18.9	11.9	29.9	2.2
Tunisia (2016)	14.1	32.1	9.6	46.6	0.0
China (2015)	9.5	13.8	8.6	9.7	0.5
Singapore (2016)	0.0 ^c	0.0 ^c	0.0	99.9	0.1
El Salvador (2015)	6.3	12.5	5.2	47.8	0.0
Russian Federation (2016)	8.3	14.6	6.5	16.0	14.8
Korea, Rep. of (2016)	14.1	60.0	6.6	15.9	0.8

a % of total tariff lines.

b As of end-October.

c ITA For six tariff lines a specific rate is applied.

Note: Calculations are based on national tariff line levels; including AVEs as available, in case of unavailability the *ad valorem* part of alternate and compound rates is included; excluding in-quota rates. Figures in brackets refer to the year of the tariff schedule applied.

Source: WTO calculations, based on data received by the authorities.

Southern African Customs Union (Botswana, Lesotho, Namibia, South Africa and Swaziland): 4 and 6 November 2015

3.109. Members praised the SACU States for their commitment to the multilateral trading system and their active participation in the WTO. Botswana was particularly applauded by Members for having ratified the Amendment of the TRIPS Agreement on Public Health, as well as the TFA, and for its timely notification of its Category A commitments. Lesotho⁸², Namibia, South Africa and Swaziland were encouraged to follow suit. Members noted that SACU's common trade regime had remained broadly unchanged since 2009. The areas so far harmonized were mostly customs-related, including tariffs, other border taxes and trade remedies. The SACU States were urged to pursue their trade liberalization reforms, to address the high level of inequalities within and between their economies and to improve the implementation of their multilateral commitments on goods and services. The five countries were also encouraged to ensure that their RTAs were consistent with WTO provisions, to comply with their notification obligations - particularly in the areas of SPS, TBT and import licensing - and to improve their business environments. South Africa was encouraged to expedite its technical evaluation process on imported electro-technical products so as to limit administrative delays.

3.110. Some delegations raised concerns regarding declining Government revenue in some SACU countries, particularly those for which the Common Revenue Pool was very important. The complexity of the SACU Common External Tariff (CET) and its high rates on selected products was

⁸¹ The summaries provided in this Section draw on the Chair's concluding remarks for each of the Trade Policy Reviews.

⁸² Lesotho ratified the TFA on 4 January 2016.

also a source of concern for delegations. Members enquired about the WTO compliance of the SACU CET non-*ad valorem* rates, while SACU States have individually bound their tariffs at *ad valorem* rates only. Delegations expressed interest in current regional initiatives in the SACU non-harmonized areas, the implementation and benefits accrued from SACU states' RTAs, especially in the framework of SADC and the EPA with the European Union, the implementation of the 2002 SACU Agreement, including the operationalization of SACU institutions, SACU's plan to review its revenue sharing mechanism, and the relatively large number of anti-dumping measures taken by SACU during the review period. In the area of mining, information was sought on the mining policies implemented by each of the countries - in particular, the administration of mining permits, assessment of their environmental dimensions and foreign participation. Members sought clarification on the consistency with the WTO SPS Agreement of some import requirements imposed by South Africa on animal products and about the administration of tariff quotas on a list of agricultural products.

Jordan: 17 and 19 November 2015

3.111. Delegations praised Jordan's commitment to the WTO and the multilateral trading system, acknowledging in particular Jordan's constructive role in the DDA negotiations, i.e. its leadership role as former coordinator of the Arab Group and as current coordinator of the Asian Group of Developing Countries. They welcomed the notification of Jordan's Category A commitments under the TFA and the adoption of measures such as the Golden List, single window, single point of contact to license investment activities in Jordan and the implementation of ASYCUDA World. Many saluted the negotiations Jordan had undertaken towards accession to the GPA and encouraged Jordan to ratify the TFA. Delegations further commended Jordan for the resilience of its economy despite adverse circumstances relating, *inter alia*, to the global economic crisis, regional conflict, influx of refugees, decline in tourism, fall in remittances receipts and disruption of gas flows. They applauded the Government for its macroeconomic policies and its planning for future growth as set out in the Jordan 2025 National Vision and Strategy, which would help to stimulate economic growth and social inclusiveness, including gender equality. Several delegations additionally took positive note of the recent enactments of the Investment Law, Customs Law, Income Tax Law, Competition Law, Public Private Partnership Law and the simplification of public procurement rules that would improve the competitiveness and transparency of the economy and trade environment. Members supported Jordan's request for a three-year extension in order to phase out an export subsidy programme that is currently under discussion in the CTG.

3.112. Notwithstanding the positive trends recorded in these areas, Members urged Jordan to further remove restrictions on foreign investment, promote protection and enforcement of IP rights and reduce tariff and non-tariff measures. While Jordan's performance in the agriculture sector was praised, Members underscored the insufficient water supply and encouraged the Government to develop a more sustainable agriculture strategy. Participants also sought additional information on land ownership restrictions, minimum capital requirements, equity ownership restrictions, restrictions on foreign investment in certain service sectors, such as wholesale and retail trade, safeguard measures on A4 writing and printing paper, the import processing fee, some SPS measures and the acceptance of test certificates for certain goods from the country of export.

Thailand: 24 and 26 November 2015

3.113. Members commended Thailand's commitment to the multilateral trading system and its active participation in the DDA negotiations, including in the expansion of the ITA. Its recent ratification of the TFA, observer status to the Committee on GPA and the granting of Duty Free Quota Free treatment to LDCs, as well as the intention to accept the Protocol of Amendment to the TRIPS Agreement by MC10, were widely appreciated. Members took positive note of Thailand's trade facilitation initiatives, including the signature of the Revised Kyoto Convention. Several Members raised Thailand's increased involvement in RTAs and expressed the hope that these schemes would contribute to further enhancing trade under the multilateral trading system. Members congratulated Thailand for its macro-economic policy mix that served to ensure the resilience of its outward-oriented economy and to maintain financial stability despite continued endogenous and exogenous challenges relating to, *inter alia*, lower domestic spending, an ageing population, rising labour costs, limited production capacity in high technology and political issues. Several delegations commended Thailand's unilateral lowering of tariffs on certain products.

3.114. Notwithstanding these positive trends, Members also pointed towards areas where Thailand could improve its trade policies and practices. They made recommendations for Thailand to avoid the "middle income trap" and promote growth. These involved, *inter alia*, considering options for reducing state involvement in the economy, removing existing FDI restrictions, developing transport infrastructure, focusing on a digital economy, moving manufacturing capacity up the value chain and pursuing structural reforms in areas such as taxation, competition policy, state-owned enterprises and transparency. Some Members urged Thailand to make amendments to improve its complex tariff structure. Others pressed for Thailand to improve the enforcement of its competition legislation and address issues relating to price controls. Some delegations welcomed action to strengthen Thailand's IP rights regime, but expressed concern about its enforcement. They encouraged the Government to address and prioritize longstanding challenges including the patent applications backlog. A few delegations encouraged Thailand to review and simplify its allegedly discretionary excise taxes on alcoholic beverages and automobiles. A few Members encouraged Thailand to review some of its SPS and TBT measures, to make greater use of international standards and recognize disease- and pest-free areas. They noted that TBT and SPS measures on, for example, ceramic tiles, ractopamine maximum residue limits, beef and poultry requirements, food inspection fees and alcoholic beverage labelling, as well as import licensing requirements for automotive tyres, remained more restrictive than necessary. Some delegations also urged Thailand to move towards a more liberal trade regime for agricultural products as, despite its global competitiveness, Thailand's agriculture remained protected with particularly high tariffs, TRQs, special safeguards, significant domestic support spending and other behind the border barriers. In the area of services, Thailand was encouraged to promote sustainable growth by furthering multilateral liberalization in banking, insurance, telecommunications, real estate and professional services. Thailand's intensified recourse to safeguard measures was noted by several Members. Some delegations also encouraged Thailand to improve its WTO notification record.

Haiti: 2 and 4 December 2015

3.115. Delegations congratulated Haiti on its success in maintaining macroeconomic stability and welcomed the country's objective to achieve the status of an emerging economy by 2030. They praised Haiti's efforts to improve the business climate, taking particular note of the "Haiti is open for business" campaign. Members also observed that overall tariff protection remained relatively low although some tariffs had been increased since the last review. Concerns were expressed about the impact of natural disasters, such as the devastating earthquake in 2010, droughts and hurricanes, on economic growth. In this context, Members recalled various bilateral initiatives that had been taken over the past years to assist the people of Haiti. They also took note of structural obstacles which prevented achieving more dynamic growth, including a weak infrastructure, electricity shortages, limited access to credit and a downturn in external funding.

3.116. Members encouraged the Government to improve the country's business environment by modernizing business-related legislation i.e. the Commercial Code, reinforcing governance and ensuring long-term food security. To promote economic stability and growth, Haiti was also encouraged to diversify its exports with respect to destination markets as well as products, to engage in the necessary reforms to enhance competitiveness, to ratify the TFA and to adopt WTO customs valuation rules. Areas of particular concern to Members were Haiti's import licensing procedures and various fees and charges applied on imports that resulted in higher import costs. Enquires were made about Haiti's plans to align its tariff lines with the CARICOM common external tariff and to join CARICOM's single market. Similarly, several delegations requested further clarification on clearance times at customs, discriminatory taxation of imported and domestic products, high port fees, energy subsidies, legislation in the mining sector, fishing rights, WTO notifications, the delay in implementation of certain trade-related legislation, in particular IP rights and plans to formalize trade with the Dominican Republic.

Georgia: 19 and 21 January 2016

3.117. Georgia's trade openness and its commitment to the multilateral system were highlighted during the Review. Members commended Georgia for the ratification of the TFA, which would strengthen Georgia's role as a trade transit corridor in the region, and its notification of Category A, B and C commitments. Members noted Georgia's observer status to the GPA and its current efforts towards joining this Agreement. Members also welcomed the announcement that Georgia

was considering becoming party to the expanded ITA, which would constitute a significant step forward for attracting further investment. Georgia's efforts to integrate into the world economy, as evidenced by the progressive liberalization of its trade regime and its active participation in numerous multilateral, regional and bilateral trade agreements, were applauded. Members noted that Georgia's economy had performed well in recent years, as it continued to meet the challenges posed by the slowing economies of its main trading partners and the depreciation of their currencies. Georgia's resilience was demonstrated by a relatively healthy GDP growth rate, a good and improving international ranking in terms of ease of doing business and prudent macroeconomic policies. In this context, Members commended Georgia for its open, transparent and predictable trade and investment regimes. They underscored that Georgia's customs procedures had been simplified and that the Georgian MFN tariff rate of 2% was one of the lowest in the world, with almost 80% of imports were duty free. Georgia had also undertaken reform initiatives aimed at streamlining, liberalizing and simplifying trade regulations and their implementation, as part of the commitment of the Georgian government towards aligning its legislative and regulatory framework to that of the European Union. Some Members expressed the view that WTO-consistent implementation of the commitments in the Association Agreement with the European Union, including provisions of the Deep and Comprehensive Free Trade Agreement, would serve to improve Georgia's trade and investment environment.

3.118. While there were many positive trade and economic developments during the review period, Members in their statements and written questions had concerns that reduced exports and remittances have led to increasing external vulnerability, and that further structural reforms were required in order to strengthen Georgia's resilience to shocks, attract additional foreign direct investment, diversify its industrial production, improve productivity and increase exports. In the area of tourism Members highlighted that, while the tourism sector had performed well in recent years, there was further potential for growth. On SPS, Members were interested in discussing how Georgia would bring its regulatory system on food safety into compliance with the SPS Agreement. Georgia was encouraged to advance the regulatory framework and infrastructure for animal health control and to improve efficiency, hygiene and quality standards in agro-processing. Enquires to Georgia from Members included the issue of auctions for spectrum allocation in telecommunications, aspects of the new Tax Code affecting investors in Georgia, and technical issues regarding the launch of an e-visa portal for tourists wishing to visit Georgia.

Morocco: 2 and 4 February 2016

3.119. Members praised Morocco's strong support of the WTO and congratulated Morocco for its social and economic development since 2009, high investment to GDP ratio and the contribution of foreign direct investment to economic growth in recent years. It was noted that Morocco currently ranks among the world's leading exporters of, *inter alia*, automotive products, tourism services and horticultural products. Recent economic and structural reforms to improve its business environment were raised. In the area of trade facilitation, Morocco had introduced the PortNet electronic platform and improved the computer system for Customs administration. In the services sector, liberalization of several transport services had spurred massive infrastructure investment and diversification of the economy through the development of other sectors. Relating to agriculture, Morocco was commended for the adoption of a consistent long term policy under the Plan Maroc Vert. Other recent legislative and institutional reforms concerned standards and technical regulations, the establishment of the new Food Products Health Agency and electronic access to Government procurement. Members also noted Morocco's numerous trade agreements with over 50 countries and its negotiations on a Deep and Comprehensive Free Trade Agreement with the European Union.

3.120. At the same time, delegations raised a number of issues. On tariffs, several inquired about Morocco's high and variable tariffs and the Government's plan to reduce the applied rates of its 792 tariff lines that still exceed their bound levels. The new draft law on foreign trade was source of some concern, as delegations enquired about its impact on the openness of the domestic market. Information was additionally sought about Morocco's industrial acceleration plan and its potential effect on employment. Prospects regarding Morocco's investment policy reform and Morocco's new renewable energy policy were of interest to some delegations as was market access for foreign suppliers. In the mining sector, participants asked about facilitation of foreign investment, and noted that the phosphate industry remained largely organized around a State-trading monopoly. In the area of IP, Members expressed interest in Morocco's protection against

counterfeiting and against piracy of audio-visual materials, new laws on trademarks and geographical indications, planned changes to the functioning of the Copyright Office and consistency of the national compulsory patent licensing system with the TRIPS Agreement. On SPS, Members sought more information on SPS regulations, samples collection by the Food Products Health Agency and the recent export restrictions on the food product agar agar. Delegations also expressed concern about the increased use of trade-remedy measures. Other questions raised concerned the functioning of the Competition Council, national preferences provisions in public purchases and under the New Public-Private Partnership Law, new labelling requirements and customs valuation procedures, market access conditions for foreign shipping companies and foreign banks, the Government's new strategy on postal services, pending notifications on, *inter alia*, state aid and state-trading enterprises and the sustainability and transparency of Morocco's fishing policy. Participants encouraged Morocco to eliminate various other duties and charges levied on imports as well as capital and exchange controls. Several delegations encouraged Morocco to finalize its ratification of the TFA. Some sought clarification of Morocco's subsidy programmes, tax exemptions and insurance schemes. Several Members encouraged the Government to pursue further reforms aimed at extending the liberal regime of the offshore export sector to companies producing for the local market as this dismantles the duality of the VAT system thereby ensuring full compliance with the national treatment principle.

Fiji: 23 and 25 February 2016

3.121. Members commended Fiji for becoming the first country to ratify the UN climate treaty agreed in Paris in December 2015 and for its strong commitment to the multilateral trading system. Specifically, they noted that Fiji had opened a Permanent Mission in Geneva in June 2014 to more actively participate in the WTO. Fiji was encouraged to submit its outstanding WTO notifications, in particular its Category A commitments under the TFA and to ratify this Agreement. Members saluted the initiative of Fiji to effectively implement its first ever Trade Policy Framework for 2015-25 and National Export Strategy aimed at promoting sustainable growth by encouraging exports, competitiveness, value adding and export diversification in six priority areas: agro-business, forestry, marine products, mineral water, information and communication technologies, and audiovisual services. Members welcomed the entry into force of Fiji's new Constitution in September 2013 and the measures taken to bring its legislative framework in line with international best practices in areas such as competition, government procurement, foreign investment, SPS measures, standards, agriculture and shipping. They noted the steps taken by Fiji to boost FDI inflows and improve its business environment, notably by eliminating the minimum investment required for foreign investors. Members also took note of Fiji's engagement in regional trade agreements. Fiji was praised for its good economic performance, declining overall poverty levels and sound macroeconomic policies that underpinned one of the best GDP growth cycles since its independence. It was, nonetheless, cautioned that progress in rural areas was lagging and that as a small economy it remained highly dependent on exports of certain commodities and vulnerable to external shocks. High transportation costs and the frequency of natural disasters were also constraining factors in its economic outlook. Therefore, delegations encouraged Fiji to persevere with the implementation of structural reforms, especially in the areas of physical infrastructure and human resources development, to strengthen its resilience to shocks, reduce bottlenecks in the economy, foster productivity, improve the investment climate, diversify its exports and raise potential GDP growth. Several Members underlined their commitment to continue providing trade-related assistance to Fiji and help in overcoming the effects of cyclone Winston.

3.122. While recognizing Fiji's various economic and trade policy reforms adopted over the last few years, some Members voiced concerns with respect to the difference that exists between the overall bound average of 40.2% and Fiji's applied MFN tariff of 11.2% in 2015 and the fact that only half of all tariff lines are bound. They urged Fiji to make improvements in this area and render its trade regime more transparent and predictable. Fiji was also urged to eliminate remaining foreign exchange restrictions, and to continue streamlining procedures for doing business. Questions were raised about the application of different excise duty rates on domestic and imported goods, the requirements for obtaining quarantine import permits for animal products and of other SPS measures, the rationale for the use of price controls and the enforcement of IPRs, in particular copyrights. Regarding sectoral policies, Members sought clarification about the restructuring of the sugar industry and the situation of land tenure, the sustainable management of fisheries, the use of local content requirements in cigarette manufacturing, the restructuring of

the Fiji Electricity Authority and the granting of domestic subsidies to fossil fuels. On services, some Members expressed concerns about recent increases in airport and port fees and charges and their impact on Fiji's international competitiveness. Further clarification was also sought on licensing requirements for telecommunication operators and on the direction of Fiji's new development plan for the tourism sector.

Turkey: 15 and 17 March 2016

3.123. Members welcomed Turkey's commitment to the multilateral trading system and to trade liberalization. The prominent role it played in a number of economic fora, including its recent G20 presidency was particularly commendable. Turkey's dedication to the system was demonstrated by its participation in the Doha negotiations, and in TiSA, Environmental Goods Agreement, and the expanded ITA. LDCs and other vulnerable economies particularly appreciated Turkey's development assistance and implementation of duty-free-quota-free for LDCs and other preferential arrangements. Several delegates noted that Turkey was an important bridge between developed and developing countries. Turkey's position as the 17th largest economy in the world, a leading trading partner for many WTO Members and as the 7th biggest agricultural producer in the world all testified to its importance in the world economy and the WTO. Members welcomed Turkey's ratification of the TFA and recent initiatives in facilitating trade at the border, including the single window application, the Authorized Economic Operator (AEO) programme, and the "one-stop-shop" pilot project. Turkey's "Vision 2023" was noted as an important policy initiative in which Turkey was working towards a number of ambitious goals regarding the economy and trade to mark the 100th anniversary of the Turkish Republic. These included increasing GDP to over US\$2 trillion, becoming one of the top ten countries in terms of nominal GDP, achieving an export volume of US\$500 billion and shifting production to higher valued added goods. Turkey was commended for its trade and GDP growth during the period despite structural vulnerabilities and the geo-political instability in the region. The services sector continued to be an important sector in terms of economic growth, employment and trade accounting for over half the economy and 23% of gross exports in 2014. Turkey had continued to liberalize the sector by including services in new and revised FTA agreements and by participating in the TiSA negotiations. Travel and tourism were highlighted as important service sectors for trade and the growth of the tourism sector, including health tourism, was particularly impressive. In their interventions, nevertheless, delegations also cautioned that GDP growth had fluctuated in recent years, reflecting changes to capital inflows and contraction in agricultural output. Delegations also underscored that, though trade had intensified during the review period as exports and imports grew to the equivalent of 60% of GDP in 2014, it remained below its potential for many of its trading partners, especially FTA partners and neighboring countries. This was partly due to the recent turmoil in the region. Turkey was encouraged to continue addressing its significant current account deficit.

3.124. Among the specific issues raised, Members noted Turkey's mixed record of compliance with WTO notification obligations, in particular on agriculture. Turkey was urged to address all pending notifications. Tariffs were another area of significant interest by Members and with a low level of tariff bindings (50%), and a relatively large gap between applied and bound rates Turkey was encouraged to bind more tariffs. Some Members noted that applied rates exceeded the bound rates on 47 tariff lines, that tariff rates were particularly high on many goods and the use of non-*ad valorem* tariffs on some products were also a burden to exporters. Law No. 474 on the customs tariff schedule had created an unpredictable situation for traders as it allowed the Government to increase tariff levels to provide adequate protection to domestic industries. On investment, it was recognized that FDI was an important contributor to Turkey's economic development and while it maintained a relatively open investment regime for most sectors, the continuation of restrictions in a number of important sectors prompted Members to enquire about further liberalization initiatives. While acknowledging the importance of agriculture to Turkey's economy and trade, several delegations also noted the high number of restrictive measures in the sector, including high tariffs and high domestic support levels. Several delegations encouraged reforms in the sector and called for an increase in transparency. On SPS, questions were raised regarding barriers to trade in certain subsectors, including live animals and adherence to international standards. Several delegations enquired about the role of marketing boards, in particular the Turkish Grain Board and its operations. Members called upon Turkey to join to the GPA. With respect to IP, several requests were made for improvements in Turkey's IPR system in terms of the data exclusivity period, granting of compulsory licences, enforcement and protection of undisclosed information. Members noted with some concern the frequent use of trade remedies.

Maldives: 21 and 23 March 2016

3.125. Members praised the commitment of the Maldives to the multilateral trading system and commended it for its foreign investment regime which was very liberal, except for the fisheries and retail sectors. Members took positive note of the Maldives' robust and sustained economic growth, especially in light of various exogenous and endogenous challenges. These challenges were especially related to global climate change, worldwide economic trends such as fluctuations in energy prices and the country's small size, topography, limited natural resources, political transition, heavy reliance on tourism and fisheries, dependence on import, and loss of preferential treatment and assistance following its upgrade from LDC status to upper-middle income country. Members acknowledged Maldives' efforts in undertaking various structural reforms, which had resulted in the introduction of more broad-based taxes to reduce reliance on import duties as the main source of revenue and also in the enactment of legislation which would allow special economic zones to provide greater fiscal incentives for traders and investors.

3.126. Members encouraged Maldives to press ahead with reforms which could help strengthen the rule of law, improve its economic resilience, diversify its export markets and sectors, attract more business and investment and enhance the efficiency and competitiveness of its economy. Several Members reiterated their call for Maldives to fully comply with WTO notification requirements. Some encouraged Maldives to join the ITA and the GPA and others suggested that Maldives participate in the EGA. Several Members commended Maldives for its unilateral tariff liberalization, but at the same time expressed concern about the increase in certain import duties and the persistent application of MFN tariffs in excess of bound rates. Members welcomed the introduction of a fast import clearance channel and legislation implementing the WTO Agreement on Customs Valuation. Some urged the authorities to do more, by promptly ratifying the TFA, acceding to the Revised Kyoto Convention and improving import licensing procedures. Some Members also welcomed Maldives' action to strengthen its IP rights regime, and encouraged it to accept the Protocol of Amendment to the TRIPS Agreement.

Saudi Arabia, Kingdom of: 4 and 6 April 2016

3.127. Delegations noted that the Kingdom of Saudi Arabia continue to play an increasingly active role in regular committees, in negotiations as well as in dispute settlement as a third party, demonstrating its confidence in, and commitment to, the multilateral trading system. For several years, before and after the last review, high oil prices had allowed the economy and Government revenues to grow strongly and public debt to fall. Since 2014, however, the sharp decline in oil prices has reversed this trend. The fiscal deficit stood at 15% of GDP in 2015.

3.128. Several delegations noted that economic diversification was a prominent challenge facing the Kingdom of Saudi Arabia. This was a matter of priority in the Kingdom of Saudi Arabia's 9th and 10th Development Plans and while some progress could be detected the oil industry still dominated the economy and related export earnings and still made up the bulk of Government revenue. Several Members encouraged the Kingdom of Saudi Arabia to step up its diversification efforts, not only to mitigate the immediate impact of lowering oil prices, but also to prepare for a less oil-dependent future. Some argued that one way to promote diversification was to improve the trade and investment environment. In this connection, a number of delegations noted that the Kingdom of Saudi Arabia had a relatively simple trading regime with low tariffs on most products. They welcomed in particular the simplified import/export procedures and the notification of Category A commitments under the TFA, and noted with satisfaction that the ratification of the Agreement was at an advanced stage. Some delegations called on the Kingdom of Saudi Arabia to accede to the GPA and the expanded ITA and took note that relevant legislation was being reviewed, and that an impact assessment on joining the GPA was under way. Several Members emphasized the importance of a strong system for the registration and protection of IP rights and noted the progress made by the Kingdom of Saudi Arabia in this regard to bring current laws into line with the TRIPS Agreement. A number of delegations raised concerns about development and application of SPS measures, technical requirements and standards. On investment, Members acknowledged that the Kingdom of Saudi Arabia had a generally open regime with more sectors open to foreign investment since the last review. It was noted, nevertheless, that various restrictions still existed, including the complex licensing regime, minimum Saudi investment requirements and requirements to employ Saudi nationals. Some delegations also expressed an

interest in receiving further clarification regarding the privatization programme for state-owned enterprises.

Ukraine: 19 and 21 April 2016

3.129. Many Members acknowledged that Ukraine's accession to the WTO in 2008 provided the foundations for an open, liberal, predictable, and transparent trade regime. In particular, Ukraine was commended for its low, fully bound tariffs and for its extensive commitments under the GATS. Some Members also complimented Ukraine for its active participation in the WTO and its acceptance of new obligations under the WTO framework, as seen in its recent ratifications of the TFA, the Protocol Amending the TRIPS Agreement, and the GPA. Members also observed that Ukraine had complemented its WTO commitments with free trade agreements that it had negotiated with key trading partners. Many Members saw this as a potential catalyst for Ukraine to strengthen its protection of IP rights, align its TBT and SPS standards and adopt simplified, non-discriminatory and more transparent administrative practices. Many Members acknowledged Ukraine's achievements in improving its legal and administrative framework affecting business, and its willingness to make further improvements. Some also encouraged Ukraine to continue its fight against corruption and build a fully independent and efficient legal system.

3.130. At the same time, several Members were of the view that Ukraine could be more transparent as regards its agricultural support measures, the progress of its privatization and ongoing economic reforms and the operation of its state trading enterprises. Members noted that the predictability of Ukraine's trade regime, while generally stable, had at times been undermined by certain actions such as its attempt to renegotiate a multitude of tariff concessions, the imposition of temporary import surcharges and the resort to temporary restrictions on exports and imports. Other areas of concern raised by Members included TBT and SPS measures, IP protection and Ukraine's use of contingency measures. While the adoption of new Tax Codes and Customs Codes were important reform outcomes, it was also noted that legislation was not applied uniformly across all customs offices and that documentation requirements could still be cumbersome and excessive despite the move towards streamlined electronic procedures. Customs valuation and delays in VAT reimbursement were topics of widespread concern. Several delegations noted, however, that it had taken steps to address these issues. Separately, some Members enquired about the rationale for measures such as a ten-year export ban on timber, local content requirements and price controls on alcoholic beverages.

Malawi: 27 and 29 April 2016

3.131. Members acknowledged Malawi's active participation in the DDA negotiations and welcomed the recent establishment of a Malawi WTO Mission in Geneva. Malawi was also commended for its economic performance and for progress made with respect to the diversification of exports and ensuring food security. Delegations congratulated Malawi on its efforts to establish a National Trade Facilitation Committee and its recent notification of Category A commitments under the TFA and encouraged it to promptly ratify the Agreement.

3.132. Members also noted, however, that Malawi as one of the poorest countries in the world faced several important challenges. The challenges posed by its landlocked situation were exacerbated by inadequate transport infrastructure as well as insufficient and unreliable power and water supplies. Similarly, the economy remained highly dependent on a few agricultural commodities, which made it vulnerable to external shocks such as severe weather conditions. Members therefore urged Malawi to focus on addressing these infrastructural deficiencies and to step up its diversification efforts while striving to enhance productivity. Some pointed out that continued support from development partners would be important to success in this regard. Members also proposed additional steps to increase investor and donor confidence, including putting in place effective fiscal controls and anti-corruption strategies, improving transparency and accountability and further streamlining regulatory and investment procedures. Delegations expressed the hope of Malawi adhering more closely to WTO notification requirements. While Malawi's trade facilitation efforts were acknowledged, several delegations saw scope for simplification of its import procedures relating to standards and technical regulations. Further, noting that Malawi's IP regime had not been substantially updated during the period under review, Members encouraged the authorities to accept the Protocol amending the TRIPS Agreement and to ensure its effective implementation. Some suggested that technical assistance might allow Malawi

to participate more actively in the WTO. Others sought details about the Government's priorities regarding, *inter alia*, Malawi's involvement in bilateral and regional trade liberalization initiatives, competition policy, SPS and TBT regimes.

Honduras: 2 and 4 May 2016

3.133. Members welcomed Honduras' commitment to the multilateral trading system and congratulated its active participation in the WTO. Several delegations also referred to Honduras' network of preferential trade agreements and urged it to ensure that these agreements complement multilateral efforts. As Honduras became more closely integrated into the global economy, Members encouraged it to diversify its production and export base, including by taking further advantage of unilateral trade preferences and of those negotiated through the preferential trade arrangements. Members acknowledged Honduras' ongoing economic, trade and institutional reform efforts, including trade and investment liberalization and noted that it had shown prudence in the conduct of monetary and fiscal policies. Noting that Honduras had a relatively open trade regime, Members commended it for not using anti-dumping and countervailing measures, for its low applied average MFN tariff and for having bound its full tariff schedule. On investment, several delegations welcomed Honduras' reforms, in particular through the 2011 Investment Promotion and Protection Law which introduced new guarantees and investment incentives, including fiscal incentives, and aimed at promoting private sector cooperation in the execution, development, and management of major infrastructure and services projects. A number of Members noted with interest a new legislation in 2013 which allowed the establishment of Employment and Economic Development Zones (ZEDE) with their own internal policies and regulations, including fiscal and monetary policies. Members praised Honduras' efforts to modernize and streamline customs procedures through the implementation of a Single Window and the submission of customs declarations for exports in electronic format and for engaging in a trade facilitation initiative at the regional level. Honduras' efforts to enhance transparency in government procurement were acknowledged as was continued efforts to improve compliance with IP rights both at the border and within the country.

3.134. At the same time, Members raised a number of pending issues, including compliance with notification requirements, in particular with regard to import licensing, safeguard measures, SPS, and preferential trade agreements. Several delegations drew attention to the applied tariff rates for a few products that remained above bound rates and the price-band system applicable to certain agricultural products. Honduras was urged to ratify the TFA.⁸³ To promote faster growth, several Members advised Honduras to redress the fiscal imbalance, improve regulatory transparency and persevere in its efforts to restructure the economy. In this regard, Members took note of the 2013 introduction of a tax reform and other measures to improve governance and increase transparency. A number of other issues generated interest, including Honduras' application of other trade measures such as TBT and SPS measures which were usually in line with international standards, the safeguard measure imposed on certain iron and steel products and a new import licensing regime for onions. Members sought more information on the Customs Union with Guatemala and clarification on the protection of GIs and on Honduras' accession to the International Conventions for the Protection of New Varieties of Plants (UPOV).

Albania: 11 and 13 May 2016

3.135. Members expressed appreciation for Albania's commitment to the multilateral trading system and congratulated it on having deposited its instruments of acceptance for the TFA. Several delegations acknowledged Albania's participation in the expanded ITA and enquired about its plans, if any, to join the GPA. Members noted that Albania had obtained in June 2014 the status of candidate country for accession to the European Union, which provided strong incentives for Albania to harmonize its legislation with that of the European Union in various areas based on the 2009 Stabilization and Association Agreement. A number of delegations commended Albania for its continued economic growth and its institutional and economic reforms, including the reduction of trade barriers, privatization of state-owned enterprises and fiscal consolidation. On investment, Albania received recognition for the establishment of three new relevant bodies, i.e. the National Committee for Trade Policy Coordination and Facilitation, the National Economic Council and the Investment Council. Several Members looked forward to learning more about these entities. They

⁸³ Honduras ratified the TFA on 14 July 2016.

also welcomed Albania's reduction of tariffs while maintaining a simple tariff structure, adoption of a new Customs Code and amendments to its government procurement legislation. They commended Albania for not having taken any anti-dumping, countervailing, or safeguard measures since its accession to the WTO in 2000. Some delegations mentioned Albania's efforts to fight corruption and streamline administrative procedures.

3.136. Confronted with high unemployment and non-performing loans, Albania was urged by several delegations to undertake further structural reforms, diversify its economy, strengthen the judicial system and improve the transparency and predictability of the investment regime. Some Members asked about Albania's plan to formalize economic activities. Members also raised concerns about the time required for customs clearance, a number of applied MFN tariff rates exceeding the bound rates, the use of SPS measures and food standards and the application process for work visas. Members were additionally interested in learning more about Albania's revised customs procedures, reforms in its IP regime, including the new copyright law, the law on state aid, agricultural policies, including domestic support, and its intentions to liberalize certain economic sectors such as energy and health.

United Arab Emirates (UAE): 1 and 3 June 2016

3.137. Delegations appreciated UAE's active participation in the WTO and the steps it had taken to bring its notifications up-to-date. They were pleased to note that UAE had deposited its instrument of acceptance for the TFA on 18 April 2016. Members encouraged the UAE to increase its involvement in the WTO's plurilateral agreements by becoming an observer, and in due course, a party to the GPA, joining the expanded ITA and entering into negotiations on environmental goods. Members welcomed several aspects of trade policy in the UAE, including the binding of all tariff lines and the application of the GCC common external tariff which sets nearly all applied tariffs at either zero or 5%. They took note of the diversification of the economy that had helped the UAE weather the 2008 financial crises and the fall in oil prices since 2014. Although the hydrocarbon sector and related industries were still important, recent growth had been driven by non-oil sectors, particularly construction, retail and wholesale trade, tourism and manufacturing. The development strategy set out in Vision 2021, focusing on innovation and the transformation to a knowledge-based economy, was welcomed as further contributing to sustainable growth and reduced reliance on oil and gas. The importance of free zones and specialized economic zones was noted by some delegations as was the absence of investment restrictions in these areas. The zones had greatly helped the development of the economy, including the successful development of widespread air and maritime links.

3.138. Several delegations expressed concerns related to import procedures and requirements, border inspection procedures and clearance systems, SPS and TBT requirements and consularization of import documents. Others referred to requirements in the context of investment outside the free zones, such as majority Emirati ownership requirements which apply to all commercial activities, including trading and agency licences, the continued prevalence of state involvement in the economy, including state-owned enterprises and the enforcement of IP rights, particularly on counterfeit goods. Members urged the UAE to further liberalize its investment regime and expressed hope that new legislation would be promulgated to relax ownership restrictions for investments and further promote competition in the economy.

Zambia: 21 and 23 June 2016

3.139. Members commended Zambia for its commitment to the multilateral trading system. They were pleased to note that Zambia had ratified the TFA and notified its categories A, B and C commitments. Several delegations enquired about the establishment of a National Committee for implementation of the Agreement and raised concerns about specific trade facilitation measures, including border procedures and taxation issues. Some delegations were also interested in transparency issues related to Zambia's public procurement framework and enquired whether the country was considering becoming party or an observer to the GPA. They encouraged Zambia to fully meet the WTO notification requirements and other commitments such as those in relation to customs procedures, standards and other technical regulations, SPS measures and protection of IP rights. Some highlighted the relevance of assistance programmes, including training, in this context. Some delegations cautioned that Zambia's membership of overlapping trade agreements, including the Common Market for Eastern and Southern Africa (COMESA) and the Southern African

Development Community (SADC) involved conflicting obligations. On the back of buoyant global demand for copper, several delegations congratulated Zambia on its graduation from the low-income to the lower-middle-income category in the World Bank analytical classification in 2014.

3.140. A number of Members, however, also noted that structural weaknesses, including supply-side constraints, significant State intervention and high costs of doing business still impeded full exploitation of Zambia's potential and dampened its economic diversification efforts. Members raised questions about specific actions undertaken by the Zambian authorities to address these constraints and to diversify the economy and encouraged the Government to further improve its business environment to attract investment for such diversification. Some indicated readiness to assist Zambia in exploring its growth potential in sectors such as agriculture and services and recalled that, as an LDC, Zambia was eligible for the Everything-But-Arms (EBA) initiative of the European Union and has duty-free and quota-free access to the U.S. market under AGOA. Zambia was encouraged to better utilize these preferential trade schemes for the benefit of its economy. Several Members proposed that Zambia assess the impact of its export taxes on the promotion of local value addition and encouraged it to improve its tariff binding commitments by enlarging their coverage and reducing the gap between bound and applied rates. Several Members expressed interest in private sector participation in Zambia's trade policy formulation, including tariff setting and revision, and sought information about the effectiveness of the newly promulgated Public-Private Partnership Act in boosting related projects. Some Members enquired about Zambia's priorities regarding, *inter alia*, effective protection of IP rights, business licensing, and plan to develop its agriculture and promote rural development.

Tunisia: 13-15 July 2016

3.141. Members congratulated Tunisia for maintaining positive economic growth and macroeconomic stability throughout the last decade. They welcomed the strategic reforms in political and social areas that were carried out in the country following the revolution in 2010 and the adoption of a new Constitution in 2014. They also encouraged Tunisia to move forward in liberalizing its trade and investment regimes, including reforms to streamline regulatory practices in the area of off-shore and on-shore taxation and recent foreign exchange liberalization measures. Members welcomed new trade policy initiatives in Tunisia, in particular the Investment Code and the implementation of a new competition law. Several delegations welcomed the drastic reduction of its average MFN tariff rate from 45% to 14%, and encouraged Tunisia to narrow the gap between applied and bound tariff rates. Tunisian plans for the simplification of compulsory technical control of imported products were considered important. Some Members expressed interest in several IP issues, including the prospect of suspending import clearance for infringing goods, building a national registry of geographical indications and the strategy to combat counterfeiting and piracy. They applauded Tunisia's commitment to the multilateral system and encouraged it to further improve its notifications. Some also encourage Tunisia to ratify the TFA as a matter of priority.

3.142. However, Members also requested clarification on a variety of issues. In terms of tariffs and taxes, enquiries were made regarding the 10% income tax instalment on imports, import duty and VAT exemption and suspension schemes as well as fiscal privileges applied to manage imports, in particular of motor vehicles. On IP, members enquired about the compulsory licensing scheme for medical products and the responsibilities and activities of the Tunisian copyrights organization. Some delegations raised issues relating to the non-automatic import licensing procedures, pre-importation surveillance measures and the purpose of export prohibitions, licences and control.

China: 20 and 22 July 2016

3.143. Members noted that although China's real GDP growth had slowed down since 2013, it had remained at a relatively healthy level of 6.5% to 7% a year. The Chinese economy was undergoing a structural shift where economic growth would rely more on the services sector and on knowledge-based industries. Members welcomed China's effort in pursuing structural reforms to allow a market-oriented approach to investment and resource allocation and, noted China's initiatives in establishing more Pilot Free Trade Zones and streamlining customs procedures. Some delegations, however, sought further information on specific measures. China was encouraged to continue improving its protection of IP rights and to continue its move towards a more open, predictable and transparent foreign direct investment regime. Members congratulated China for

opening its market to products from LDCs and for its leading role in South-South cooperation. In the area of multilateral trade, Members welcomed China's participation in the negotiations on ITA expansion, the EGA and the TFA. Delegations also welcomed China's latest offer for its accession to the GPA and encouraged it to make further efforts to conclude negotiations. On transparency, several Members acknowledged China's progress in fulfilling its notification obligations with the recent notification of several sub-central level government subsidies and other updates. Some delegations encouraged China to publish all trade-related laws, measures and regulations in a WTO official language. As the biggest merchandise trader in the world, the top trading partner for over 120 countries and regions and one of the largest recipients of FDI, several Members called upon China to assume its increasing responsibility as a major player in the multilateral trading system.

3.144. At the same time, Members expressed concerns and raised questions on various issues. Regarding China's reforms, some delegations noted a limited coverage of the reforms and a slow-down undermining the market forces in various sectors. Barriers to foreign investment still persisted in areas considered of strategic importance or related to national security. Members also expressed concerns regarding the prohibition of foreign investment in film production, restrictions in distribution and exhibition, circulation of foreign audio-visual contents, standards for banking and insurance, market access in telecommunication and financial services. Enquires were issued about China's application of distortive measures, including support and subsidy policies, the use of export restrictions, import tariffs and tariff quota administration. Furthermore, some delegations raised a number of issues, including on the global overcapacity on steel and in the use of some technical requirements, including TBT and SPS measures.

Singapore: 26 and 28 July 2016

3.145. Members congratulated Singapore for its strong economic fundamentals and its successful development model, as well as its openness to trade and investment. Members welcomed Singapore's ongoing efforts in restructuring the economy from labor-intensive activities towards innovation-led growth and higher productivity, as a response to the slow-down of economic growth and an ageing population. They also praised Singapore's active role in the WTO and its support for the multilateral trading system as well as its compliance with transparency and notification requirements. Members commended Singapore's prompt ratification of the TFA, its participation in the expanded ITA and in the negotiations on the EGA. Singapore's provision of technical assistance to other Members was recognized by several delegations as was its efforts in promoting a broad-based fossil fuel subsidy reform.

3.146. At the same time, Members encouraged Singapore to increase the binding coverage and reduce the gap between bound and applied rates, in order to enhance predictability. They also urged Singapore to liberalize its remaining restrictions on investment and trade in services. Delegations also expressed concerns and sought clarification on several areas and existing policies, such as the role played in the economy by the state, the import licensing mechanism, the array of fiscal privileges, the rice stockpile scheme and vehicle quota regime. Several delegations noted Singapore's involvement in regional trade agreements and its institutional framework, in particular the work of the Non-Tariff Measures Unit and the Committee on the Future Economy. Enquiries were raised on Singapore's regulatory adjustments in the area of IP, i.e. introduction of a positive patent grant system, modification of copyright legislation and new legislation on the protection of geographical indication. Other issues were raised relating to certain SPS and TBT measures and the difficulties of foreign participation in the government procurement market.

El Salvador: 14 and 16 September 2016

3.147. Members congratulated El Salvador on having managed to achieve positive growth rates during the review period in spite of the negative effects of the 2008 financial crisis and its significant progress in poverty reduction and improvement of social indicators. Several delegations commended El Salvador for the continued liberalization of its trade and investment regimes and noted its efforts to deepen economic integration with Central American countries and to search for closer economic ties with other trading partners. They praised El Salvador's TFA ratification, the modernization and streamlining of its customs procedures, as well as its open trade regime with a relatively low applied average MFN tariff. They also recognized El Salvador's reforms in the areas of investment, IP, quality control, trade facilitation, export promotion and the free zone legislation to remove export subsidies and local content requirements. Members also welcomed

improvements to the protection of trademarks and geographic indications as well as, the provision of greater legal certainty for investment. Some delegations sought more information regarding the implementation of these measures.

3.148. At the same time Members raised concerns regarding the large number of El Salvador's tariff lines still subject to import permit or approval procedures and urged it to streamline these import requirements. Some highlighted the importance of services and enquired about the limitations of market access in some services sectors such as, insurance, telecommunications, transport and tourism. Several Members commended the country for establishing a Salvadorian Quality System and called on the authorities to notify any mutual recognition agreement on technical regulations and conformity assessment procedures. Delegations encouraged El Salvador to take actions to reduce the fiscal deficit and external debt, diversify the economic structure and to further improve its investment climate so as to boost productivity and promote sustainable growth.

Russian Federation: 28 and 30 September 2016

3.149. In its first Trade Policy Review since its accession to the WTO in 2012, the Russian Federation was praised for the considerable progress made in liberalizing its trade regime. Members welcomed its ratification of the TFA, tariff reductions, simplification of customs procedures, participation in the ITA agreement and improvements to its IP legislation. Although notification on state-trading enterprises and some others were still outstanding, delegations acknowledged that Russian Federation was one of only four developed Members that had updated its notifications on domestic support and export subsidies. Members also expressed interest in learning more about the implementation of trade policies at the regional level because of the expanding roles of the Eurasian Economic Union and Eurasian Economic Commission. Members took note of the Russian Federation's challenging economic environment with a slow and modest recovery, mainly due to the fall in oil prices, sanctions imposed by some countries and counter measures taken by the Russian Federation. Although structural reforms were ongoing to diversify the economy and reduce reliance on hydrocarbons, some Members encouraged the Russian Federation to take advantage of the country's high level of education, excellence in technology and the wide range of available resources.

3.150. At the same time, several Members raised concerns over the Russian Federation's import substitution policy. Some expressed doubts about its compliance with the basic WTO principles and noted its potential to undermine trade liberalization efforts and discourage competition. Members voiced concerns over local content requirements applied in government procurement and by state-owned enterprises. Several delegations noted that these companies represented half of the country's GDP and dominated key economic sectors such as banking, transport and energy and urged the Russian Federation to restart the stalled privatization programme and join the GPA. Concerns were also raised about the Russian Federation's use of SPS and TBT measures not based on international standards, restrictions on import to the Russian Federation and on the transit of goods through the territory of the Russian Federation. Other issues raised included fossil fuel subsidies, fisheries subsidies, use of contingency measures, efforts in fighting corruption, use of non-ad valorem tariff and various incentives conditional on strict localization requirements.

Korea, Republic of: 11 and 13 October 2016

3.151. Members appreciated the Republic of Korea for its economic fundamentals and its increasing important role in international trade. Remarkable resilience of the Korean economy was acknowledged as it recovered from the 2008 financial crisis and managed to grow. Members noted the three-year Plan for Economic Innovation and the Creative Economic initiative, the Republic of Korea's key strategies to maintain growth, although at a slower speed. They also praised the Republic of Korea for remaining fully committed to the multilateral trading system during its rapid expansion of joining various preferential agreements. Many Members commended its constructive participation in various WTO trade negotiations, its ratification of TFA, the technical assistance it provided to other Members and its contribution to the DDA Global Trust Funds. Members also recognized the Republic of Korea's involvement in plurilateral initiatives, such as its participation in the revised GPA and in the ongoing negotiations on the EGA. They also encouraged the Republic of Korea to swiftly implement the expanded ITA. In the energy sector, even though the state-owned enterprises (SOEs) still play the main role and the prices were often regulated, Members praised

the Republic of Korea's decision to end support for coal production by eliminating fossil fuel subsidies by 2020.

3.152. Notwithstanding the Republic of Korea's efforts to attract foreign investment and to implement reforms, some further improvements were suggested regarding registration, notification, licensing and approval requirements for foreign investment. Members noticed that inward foreign direct investment to the Republic of Korea remained much lower than the outflow and encouraged it to further reduce its various limitation and restrictions to enhance effective enforcement of the legislation on IP rights so as to attract more inward investment. Members expressed concerns over the productivity gaps between manufacturing and services sectors. Although trade in services was considered as key driver for future development, Korean services continued to be under-developed and its major services activities were lack of competition. Thus some Members encouraged the Republic of Korea to implement productivity-enhancing reforms and to open up its market, in particular for activities with restrictions on foreign ownership. Similarly, a productivity gap was identified between large business conglomerates and SMEs. Some Members highlighted the need for the Republic of Korea to provide adequate support to its SMEs so they could take advantage of new business opportunities resulting from bilateral and regional trade agreements. Concerns were also raised on the Republic of Korea's tariff regime. Many Members required the Republic of Korea to simplify its customs tariff structure, reduce the rates and phase out the less predictable flexible tariffs. Furthermore, they demanded more timely action from the country in the notification of export subsidies and domestic support in agriculture as well as, in the certification and modification of its schedule of tariff commitments. Some Members noticed the substantial rise in anti-dumping initiations and encouraged the Republic of Korea to restrain such trend. Concerns was expressed over continued discrepancies between the SPS legislation, multilateral provisions and international standards and several Members encouraged the Republic of Korea to continue harmonizing its industrial standards with international ones. Other issues included the highly protective trade measures of agricultural sector, the Republic of Korea's support on fisheries, the supply of green energy, the overcapacity in the shipbuilding market, the Republic of Korea's incentives available to other manufacturing activities. Members encouraged the Republic of Korea to liberalize and reform its agricultural sector, to make constructive contribution in the negotiations in fisheries subsidies and to restructure its shipbuilding industry.

3.9 Other Selected Trade Policy Issues

3.153. The following Section provides a brief overview of selected developments on trade policy issues in the WTO context. In addition, the Section includes two topical boxes by the OECD.

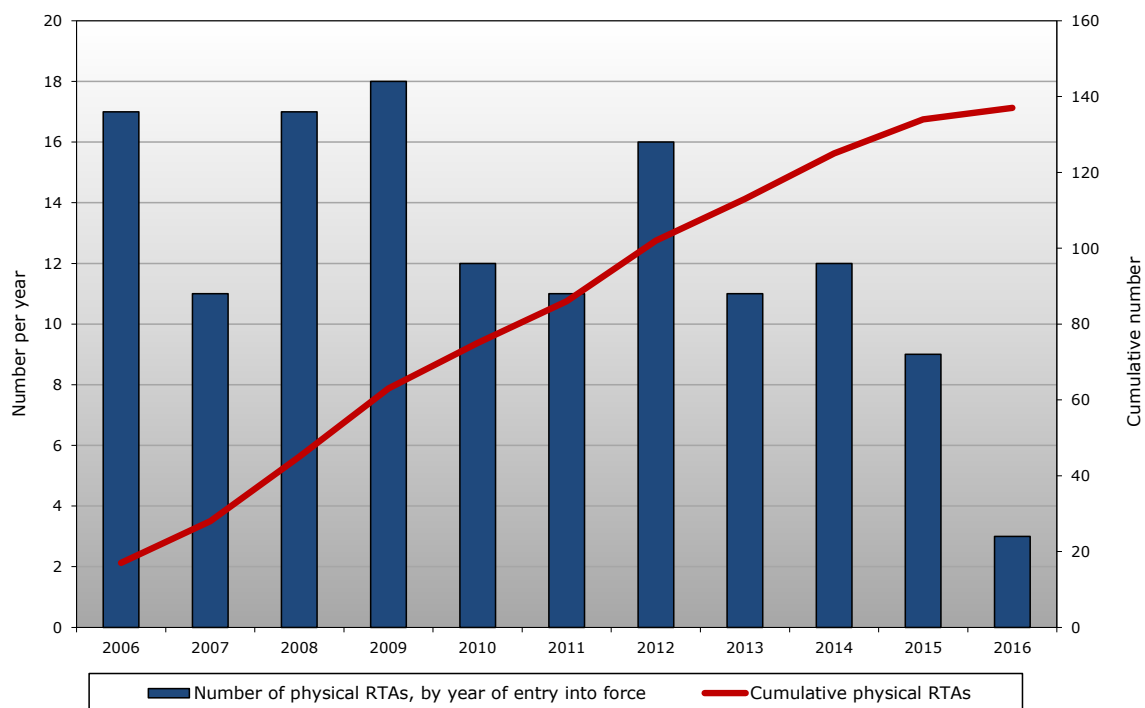
Regional Trade Agreements

3.154. During the period 15 October 2015 to 15 October 2016, WTO Members notified nine RTAs to the WTO (19 notifications) as compared to 11 RTAs (24 notifications) during the previous period (15 October 2014 - 15 October 2015). As of 15 October 2016, the total number of RTAs notified to the WTO and to the GATT before it, amounted to 268 (135 covering goods and services, 132 goods only and one services only). The WTO Secretariat has also identified and verified, through the respective parties, 83 RTAs that are in force, but not yet notified to the WTO.⁸⁴

3.155. Judging from overall notifications, RTA activity is strongest in Europe (21% of RTAs in force), with successive European Union enlargements and agreements with countries in Eastern Europe and around the Mediterranean basin as well as RTAs notified by the European Free Trade Area (EFTA); this is followed by East Asia (17%) and South America region (11%) (Chart 3.21).⁸⁵ These regions also continue to be active in RTA negotiations.

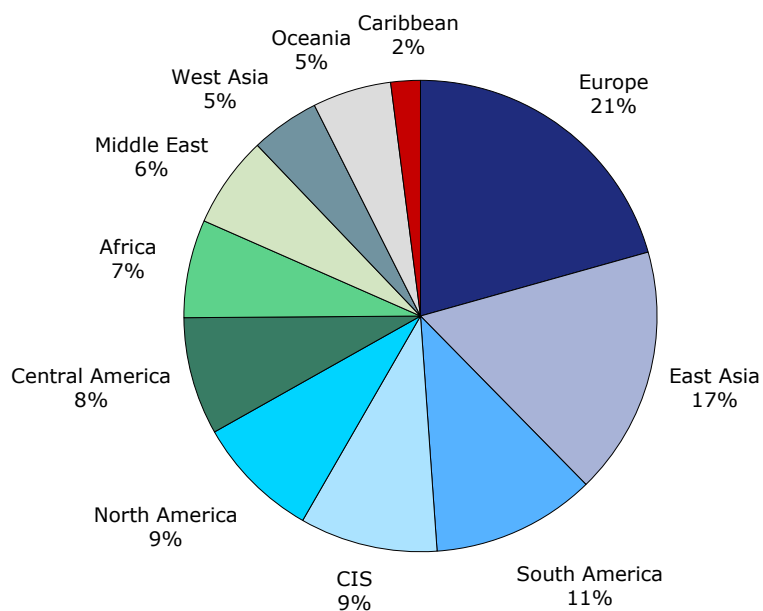
⁸⁴ WTO document WT/REG/W/107, 22 September 2016.

⁸⁵ As mentioned, however, there are a number of RTAs that are in force that have not yet been notified. If these were to be included, the regional share of RTAs may change.

Chart 3.20 Number of physical RTAs that have entered into force since 2006

Note: As of 15 October 2016.

Source: WTO Secretariat.

Chart 3.21 RTAs in force by region

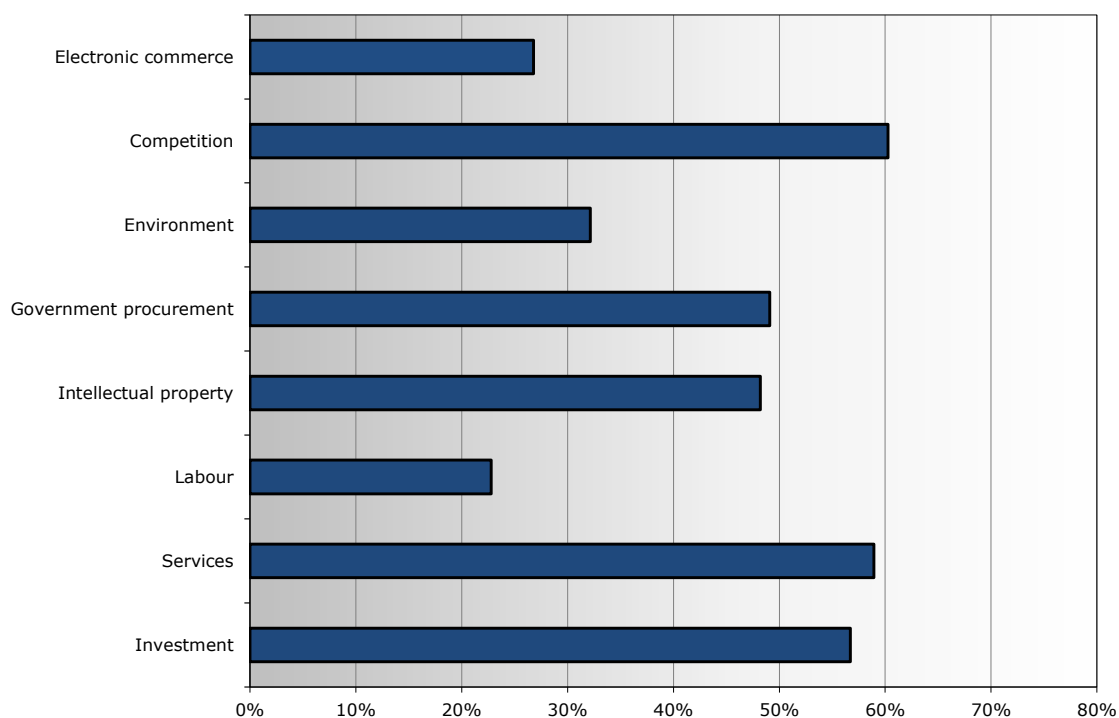
Source: WTO Secretariat.

3.156. In addition to their existing RTAs, most WTO Members are actively negotiating new RTAs. While most negotiations are bilateral, a few have elicited recent interest because they are between a number of Members. One of these, the Trans-Pacific Partnership (TPP) Agreement, was signed on 4 February 2016 and is currently going through ratification by its 12 members. According to the text of the TPP Agreement, it will enter into force 60 days after internal ratification procedures are complete in all 12 parties. If these are not completed within two years, the Agreement will enter

into force 60 days following the end of the two years provided at least six of the 12 signatories, and who account for 85% of the combined GDP of the original signatories, has ratified the Agreement. Others, such as the Regional Closer Economic Partnership (RCEP) Agreement between 10 ASEAN members and six others in the Asia-Pacific, the Trans-Atlantic Trade and Investment Partnership (TTIP) Agreement across the Atlantic and the Tripartite Agreement on the African Continent, are still being negotiated.

3.157. The primary objective of RTAs has been to further reduce barriers to trade between the parties, by both removing tariffs and other restrictions at the border. However, as tariffs come down generally, RTAs are increasingly concentrating on reducing non-tariff measures which are not necessarily only imposed at the border. Accordingly, RTAs have become more complex and their texts more detailed over the years. In addition to traditional market access issues in goods and services, and related rules such as those for origin and trade remedies, more recent RTAs tackle other regulations and procedures such as standards, SPS measures, trade facilitation, IP rights, investment, competition and electronic commerce. Of all RTAs notified to the WTO since 2000 (Chart 3.22), 58.9% have provisions in services, and 56.7% in investment, while 48.2% have provisions in IP rights and 32.1% in environment and 22.8% in labour.

Chart 3.22 Provisions included in RTAs notified since 2000 to October 2016



Source: WTO Secretariat.

3.158. While a larger number of provisions are being included in RTAs, not all of them go much beyond the WTO texts where these exist. Recent research by the WTO Secretariat based on all RTAs notified to the WTO finds a mixed picture. For some provisions, notably market access in goods, RTAs have been successful in eliminating tariffs between the parties. However, for a number of WTO Members, MFN applied tariffs are already quite low so the impact of the additional liberalization may not be that significant. Moreover, in some cases RTAs are not able to remove or even reduce tariffs on sensitive products, which therefore remain protected both in MFN and preferential trade. For other provisions, for instance anti-dumping measures, most RTAs do not seem to go beyond affirming the parties' RTA rights. For provisions such as standards, and safeguards, while some procedural changes have been introduced by RTAs, by and large they do not make substantive changes *vis-a-vis* existing WTO rules.

3.159. In contrast, RTAs are clearly creating new rules with respect to provisions for which there are as yet no WTO rules, e.g. competition, electronic commerce, environment and labour.

Nevertheless, even for some of these provisions, it is interesting to see that a number of countries tend to follow the same approach in their RTAs. For others, for instance competition, environment or labour policies, legislative changes resulting from RTA commitments are, for practical purposes, best applied in a non-discriminatory manner even though they were negotiated through an RTA. Thus, while it may be true that RTAs establish new rules and standards, these new rules and standards are not as diverse as we might expect. In addition, their application is sometimes non-discriminatory.

Trade Facilitation

3.160. Members intensified their preparations for the Trade Facilitation Agreement (TFA) to enter into force. Advancements were achieved on several fronts, especially with respect to the amendment protocol (WT/L/940)⁸⁶, which has to be accepted by two-thirds of all WTO Members for the TFA to take effect. As of 10 October 2016, the WTO has received 94 valid instruments – an increase of 45 additional instruments since the last report. This amounts to 85% of the overall number required for the Trade Facilitation Agreement to enter into force.

3.161. Delegations also continued to notify the commitments they will immediately implement upon the TFA's entry into force (frequently referred to as "category A commitments"). The Preparatory Committee received 15 additional notifications since mid-October of 2015, coming not only from developing countries, but also from LDCs. This brought the overall number of submitted category A notifications to 87 as of 10 October 2016. Members further started to indicate which provisions of the TFA they consider to require additional time ("category B commitments") or time and the acquisition of implementation capacity ("category C commitments"). A first related notification was presented in February 2016⁸⁷ by Georgia and was followed by four additional submissions during the months that followed, by Mauritius, Malawi, the Solomon Islands and Zambia.⁸⁸

3.162. Work continued with respect to technical assistance and capacity-building initiatives. In 2014 the Director-General launched a WTO Trade Facilitation Facility (the Facility) to assist developing and LDC Members in implementing the TFA that became operational on 27 November 2014. The Facility works closely with individual Members to ensure they are receiving the information and support needed. It also provides information on assistance programmes and, where needed, it can conduct match-making between donors and recipients. The Facility supports Members' efforts to implement the Agreement by acting as a repository for training materials, case studies and best practices on implementation of the measures. It provides training programmes and support materials to assist Members to fully understand their obligations. This year the Facility assisted Members to prepare their category ABC notifications and build the capacity of the national trade facilitation committees by conducting national and sub-regional workshops. It also offered an advanced course for chairs of national trade facilitation committees, with the cooperation of partner organizations. Two courses were conducted in English in 2016 with courses in French and Spanish planned for early 2017. The Facility also assisted Members to find support for implementation of the Agreement in a variety of ways.⁸⁹

ITA Expansion

3.163. A new agreement to expand the product coverage of the 1996 Information Technology Agreement (ITA) was announced at the 10th Ministerial Conference in Nairobi on 16 December 2015. The ITA Expansion Declaration was signed by 24 Participants, which represent 53 WTO Members, including both developed and developing members, and account for approximately 90% of world trade in these products. The new deal eliminates customs duties on an additional list of 201 products, including new generation semi-conductors, semi-conductor manufacturing equipment, optical lenses, GPS navigation equipment, and medical equipment such as magnetic resonance imaging products and ultra-sonic scanning apparatus. Secretariat estimates of the annual trade in these products are around US\$1.3 trillion per year and accounts for approximately 10% of global trade in goods.

⁸⁶ This was decided at the Ninth Ministerial Conference in Bali on 7 December 2013 (WT/MIN(13)/36).

⁸⁷ (WT/PCTF/GEO/N/1).

⁸⁸ WT/PCTF/N/MUS/2, WT/PCTF/N/MWI/1, WT/PCTF/N/SLB/1 and WT/PCTF/N/ZMB/1.

⁸⁹ Additional information can be found on the Facility website (www.TFAFacility.org).

3.164. Under the ITA Expansion, import tariffs and other duties and charges on most of the 201 IT products are set for elimination either starting on 1 July 2016, and/or progressively over three years (by 1 July 2019). For a limited number of sensitive products, tariffs will be phased out over five or seven years for the most exceptional cases (Box 3.1). As of October 2016, most Participants were on track with the implementation of the first tariff cut, subject to the completion of domestic procedural requirements.⁹⁰ As required by paragraph 6 of the Declaration, 17 Participants have also initiated the 1980 Procedures for Modification and Rectification of Schedules in order to include the new ITA Expansion concessions into their WTO Schedules and extend them to all WTO Members on an MFN basis. The ITA Expansion Declaration also provides for further work on non-tariff barriers in the IT sector, and for keeping the list of products covered under review to determine whether further expansion may be needed to reflect future technological developments.

Aid for Trade

3.165. The new biennium Aid for Trade Work Programme, themed "Promoting Connectivity", was issued on 16 February 2016. The 2016-17 Aid for Trade Programme draws on the results of the 2015 Global Review, which recognised the burden of high trade costs on developing countries, particularly LDCs, in connecting to the global trading system. The work programme builds on the 2015 Nairobi Ministerial Declaration that emphasised the importance of continuing support to developing countries and LDCs in building supply side capacity and trade-related infrastructure, paying specific attention to LDC priorities. The centre-piece of the work programme is the 6th Global Review scheduled for 11-13 July 2017.

3.166. A key activity underpinning the work programme is the Aid for Trade monitoring and evaluation (M&E) exercise, carried out in partnership with the OECD. The current M&E programme was launched on 27 July 2016, via a joint communication from WTO Director-General, Roberto Azevêdo and OECD Secretary-General, Angel Gurría. The 2016 monitoring and evaluation exercise focuses on: how and why Aid for Trade priorities have changed since 2015; the status of implementation of the WTO TFA; e-commerce and digital connectivity; and infrastructure enhancement and the improvement of related services markets through support of investment climate reforms. The evaluation exercise also includes a call for case studies, which spotlights on-the-ground initiatives to promote connectivity. As part of the joint monitoring and evaluation work, the OECD keeps track of Aid for Trade flows. OECD figures highlight that overall disbursements in Aid for Trade reached the highest recorded amount in 2014 at US\$42.4billion. However, total commitments fell by US\$1 billion to US\$54.4Billion between 2013 and 2014. Specifically, LDC Aid for Trade commitments in 2014 fell from US\$18.5 billion in 2013 to US\$14.4billion. Disbursements also slowed, albeit more gradually with a drop of US\$0.4 billion to US\$10.5 billion in 2014. Total disbursements of Aid for Trade since 2005 stand at more than US\$308 billion in official development aid, and a further US\$208 billion in other official flows.

Trade Financing

3.167. Since the issuance of the Director-General's proposals on Trade Finance and SMEs in May 2016⁹¹, the Asian Development Bank (ADB), with support from several institutions (including the WTO), has released its 2016 Trade Finance Gap Survey. The estimated global trade finance gap was US\$1.6 trillion in 2015, an increase of US\$200 billion over the previous year, despite the fall in trade in 2015. Although around US\$700 billion of the gap is estimated to be in the Asia region, Africa, the CIS, Europe and Latin America are also affected. Globally, surveys show that while multinational corporations face trade finance rejection rates of around 10%, around 56% of the trade finance requests by SMEs are rejected by banks. Part of the trade finance gap reflects a knowledge gap, notably in developing countries. Several international intergovernmental institutions as well as private entities are engaged in complementary efforts to narrow this gap through increased trade finance training and the objective of training 1,000 trade financiers per year is considered achievable.

3.168. In the area of trade finance, as indeed across the whole spectrum of cross-border financial activities, questions about regulations largely have focused on the cost of compliance to non-

⁹⁰ Members implementing the ITA expansion agreement are reflected in Annex 1.

⁹¹ For more details, see https://www.wto.org/english/res_e/publications_e/tradefinsme_e.htm.

prudential regulation, so-called "know-your-customers" (KYC) requirements and related regulations on anti-money laundering (AML). The causality between the cost of compliance and "de-risking" by global banks has been difficult to establish, but it has been subject of several reports and studies over the past couple of years. With respect to trade finance facilitation schemes, discussions have continued among partner institutions about increasing existing programmes or promoting new ones. However, such efforts have faced a number of challenges, including the fact that trade declined in value (albeit not in volume) in 2015 and in early 2016 and that the amount of trade to be financed in low-income countries – in particular in the commodity area – also fell.

Government Procurement

3.169. The WTO Agreement on Government Procurement (GPA) continues to gain importance as an instrument for promoting trade and good governance in government procurement markets. The updated and modernized version of the Agreement that was adopted by the Parties in 2012 is now in force for all but one of the Agreement's Parties. The Agreement covers the procurement of goods, services and construction services, subject to relevant thresholds and other exclusions, and contains important disciplines on transparency and the prevention of corruption in addition to market access.

3.170. Following the deposit by Ukraine and the Republic of Moldova of their instruments of accession during the review period, the Agreement came into force for these two Members on 18 May 2016 and 14 July 2016, respectively. This brings the total number of WTO Members covered by the Agreement to 47. The number of WTO Members participating in the GPA Committee as observers is now 29, with Kazakhstan being granted observer status on 19 October 2016. Increasingly, WTO Members are joining the GPA for reasons relating to the promotion of good governance and economic reform in addition to market access advantages for their national suppliers. Further additions to the Agreement's membership are expected in the short to medium term. Negotiations on Australia's and the Kyrgyz Republic's accessions may be concluded in the first half of 2017. Negotiations on Tajikistan's accession are also progressing well. Discussions continue on China's accession to the Agreement. As well, the Russian Federation has applied for accession as a Party to the Agreement and its first market access offer is expected to be circulated by the end of 2016. Four other WTO Members — Albania, Georgia, Jordan and Oman have applied to join the GPA. Another six WTO Members have provisions regarding accession to the Agreement in their respective Protocols of Accession to the WTO: Afghanistan, Kazakhstan, Mongolia, the Kingdom of Saudi Arabia, Seychelles and the former Yugoslav Republic of Macedonia.

3.171. With regard to ongoing work in the Committee, the GPA Parties have now initiated discussions on a number of specific work programmes. These address, inter alia: (i) promoting access to government procurement markets by SMEs; (ii) ensuring sustainability in public procurement activities; (iii) improving the statistics that Parties submit pursuant to relevant provisions of the GPA; and (iv) identifying and (potentially) reducing the number of exceptions and exclusions to coverage that are included in the Parties' market access schedules. The purpose of these work programmes is to enhance transparency and, where relevant, contribute to the future evolution of the Agreement.⁹² Also during the review period, the GPA Committee adopted a decision on Arbitration Procedures regarding Parties' modification of their coverage schedules. The purpose of the new Procedures is to expedite, where appropriate, adjustments to the Parties' market access schedules in light of developments such as the elimination of government control over listed procuring entities. Throughout the review period, the Committee has monitored the implementation of the new "e-GPA system", an interactive, automated web portal created by the Secretariat to enhance the accessibility and usability of the market access and other information provided by Parties pursuant to the Agreement.

Electronic Commerce

3.172. Consideration of e-commerce has gained renewed momentum in the WTO, particularly since the Nairobi Ministerial in December 2015. Delegations have tabled a number of submissions. Workshops have been held in various formats, including by Members and as a part of WTO technical assistance. Members have also requested that more events allowing for expert views on various e-commerce topics be organized. In addition, an exchange of information on e-commerce,

⁹² A review of the text and coverage of the Agreement is scheduled to commence in 2017.

including on initiatives to help SMEs participate more fully, was agreed under the Council on Trade in Services. Moreover, the WTO's Aid for Trade initiative will include issues on connectivity and e-commerce readiness in its 2016/2017 mandate. Bearing these developments in mind, some of the emerging features of e-commerce trade and related measures are briefly highlighted below, along with some existing sources of further information.

3.173. E-commerce in all its forms, whether ordering on line or delivery on line, continues to grow unabated. By the end of 2015, business to consumer retail (B2C) e-commerce both domestic and cross border was estimated at about US\$1.7 trillion.⁹³ By 2019, retail e-commerce is expected to reach US\$3.6 trillion, or nearly 13% of total global retail sales.⁹⁴ Patterns are shifting as well. As of 2014, the value of B2C e-commerce in Asia-Pacific outstripped that of North America, and even exceeded the combined total of North America and Western Europe. Annual growth of on-line B2C sales in Africa and the Middle East, although from a lower base, exceeds that of every region except Asia Pacific.⁹⁵ Rough estimates are that business to business (B2B) e-commerce, hard to measure, may be worth about ten times that of B2C e-commerce.⁹⁶

3.174. As e-commerce grows, and permeates business activities at all levels of global value chains, governments are struggling to adapt their legal and regulatory frameworks to deal with – and face the challenges raised by – on-line economic activities. Members have identified a number of relevant policy areas in recent submissions to the E-commerce Work Program. These range from e-signatures and authentication, encryption and source codes, standards and interoperability, conformity assessment, privacy of personal data, consumer protection and cybersecurity to network neutrality and competitive conditions, choice of technology and transfer thereof, IP protection, customs and customs procedures and data regulations.

3.175. It is important to note, however, that measures adopted by governments in the context of these different policy areas mentioned can help or hinder the potential for growth of e-commerce. Some updates are necessary to provide legal predictability and inspire consumer confidence. Laws recognizing e-signatures or providing on-line consumer protection are among these. However, other measures can pose obstacles, unintended or not, to the efficient conduct of business and trade online. Burdensome customs procedures and various types of data flow regulations, if poorly designed or overreaching their objectives, are often cast as examples of this.⁹⁷ Where measures result in significant added costs of supplying goods and services online, these costs will ultimately be passed on to business clients and ordinary consumers, thus reducing the anticipated benefits of internet-enabled trade accruing to consumers, on-line businesses and traditional industries, as well.⁹⁸ The challenge for governments, in devising new and adapted laws and regulations for to e-commerce, is to strike a balance between obtaining the benefits for economic growth and development, and protecting legitimate, yet competing, policy concerns.

3.176. UNCTAD reports that the share of countries having enacted relevant e-commerce enabling laws is typically highest for e-transactions and lowest for the protection of online consumers, but that patterns vary. In Central America, for example, UNCTAD reports that seven out of eight countries have consumer protection legislation in place, but more than half of them lack laws related to data protection. Illustrating that an increase in related measures is a recent phenomenon, with regard to disciplines on data transfers, the European Centre for International Political Economy (ECIPE) reports that the number of various types of controls on data began rising in the 1990s, showing a significant upward trajectory since the early to mid-2000s. Of the

⁹³ "Worldwide Retail Ecommerce Sales: The eMarketer Forecast for 2016", issued by eMarketer.com available for sale at viewed at: <https://www.emarketer.com/>

⁹⁴ Among the leading B2C activities are the ordering of goods, such as apparel and computer equipment, and services, such as hotel and flight reservations and event tickets.

⁹⁵ Data from eMarketer Inc., *Worldwide Retail Ecommerce Sales: Emarketer's Updated Estimates and Forecast Through 2019*, (c) 2015.

⁹⁶ B2B trade represents, for example, on-line ordering of a wide variety of industrial equipment and on-line supply of services, such as computer services, back office functions and professional services.

⁹⁷ Chander, Anupam and Le, Uyen P., "Data Nationalism", March 13, 2015, *Emory Law Journal*, Vol. 64, No. 3.

⁹⁸ See McKinsey Global Institute. Internet matters: The Net's sweeping impact on growth, jobs, and prosperity, May 2011; McKinsey Global Institute. The great transformer: The impact of the Internet on economic growth and prosperity, Oct. 2011; and Ahmed, Usman and Chander, Anupam, "Information Goes Global: Protecting Privacy, Security, and the New Economy in a World of Cross-border Data Flows", November 2015, Think Piece, E15 Expert Group on the Digital Economy.

65 countries ECIPE has reviewed, few, if any, had local storage or local data processing requirements up until the 1990s, but as of 2016 a total of 84 such measures were in place.

3.177. Currently, some agencies or organizations are seeking to incorporate information on laws and regulations affecting e-commerce and digital trade into new or existing databases. Many of the issues examined in the monitoring reports since 2009 could potentially impact Members' ability to engage in electronic commerce, even where e-commerce may not be specifically cited in the measures concerned. For example, government measures concerning net neutrality, privacy protection and investment measures relating to, among other things, e-commerce portals have been covered. The WTO's ITIP database, developed in collaboration with the WB, includes information on regulations and policies relating to trade in cross-border services which may impact e-commerce.⁹⁹ The Secretariat is also in the process of adding information on measures relevant to cross-border data flows.

3.178. Two other recent initiatives are specifically dedicated to cataloguing cyber measures. This includes the Global Cyberlaw Tracker compiled by UNCTAD and the Digital Trade Estimates (DTE) Project of ECIPE. The UNCTAD Global Cyberlaw Tracker maps cyberlaws in the 194 UNCTAD member states.¹⁰⁰ It tracks the state of e-commerce legislation in the fields of e-transactions, consumer protection, data protection/privacy and cybercrime. The database indicates whether or not a given country has adopted legislation, or has a draft law pending adoption. In instances where information about a country's legislation is not readily available, "no data" is indicated. Data was collected through UNCTAD research as well as contributions by its partners, including the Commonwealth Secretariat, the Council of Europe, the International Telecommunication Union, the United Nations Commission on International Trade Law, the United Nations Economic and Social Commission for West Africa, the United Nations Office on Drugs and Crime and the World Bank. UNCTAD's focus in mapping the global legal e-commerce landscape has been on primary legislation, rather than implementing regulations. In addition, over the past few years, UNCTAD has conducted individual studies on e-commerce and related cyber laws in Latin America, and ECOWAS, ASEAN, East Africa and Central America and the Caribbean.¹⁰¹

3.179. ECIPE has launched the DTE project with the objective of shedding light on the types of measures that are affecting digital trade.¹⁰² The database currently covers 65 economies. In addition, the DTE includes an index which attempts to quantify the cost of all these measures on digital trade. The DTE database is a comprehensive database entirely dedicated to digital trade policy. It covers measures in 13 policy areas, which have been grouped within four broad clusters, i.e. fiscal restrictions, establishment restrictions, restrictions on data and trading restrictions. In association with the database, ECIPE is also producing an index and a report. The index is based on the information in the database. It relies on an analysis of the trade-restrictiveness of digital trade policies and assigns a score to the countries, from zero (most open) to 1 (least open). The index provides an overview of the digital environment of the countries as well as their ranking in each of the areas covered. The report, to be issued annually, summarises the findings of the DTE project and includes detailed information on the methodology used to classify the measures and calculate the index.

Dispute Settlement

3.180. The high level of dispute settlement activity witnessed in previous years has intensified in 2016. Twenty new dispute settlement reports, awards and decisions were circulated between 9 October 2015 and 9 October 2016. Seven of these were reports by panels (including a report by one compliance panel established under Article 21.5 of the DSU). The Appellate Body circulated eight reports (including two reports under Article 21.5 of the DSU). In addition, there were three

⁹⁹ Access the ITIP database at https://www.wto.org/english/res_e/statis_e/itip_e.htm

¹⁰⁰ Access the UNCTAD Global Cyberlaw tracker at http://unctad.org/en/Pages/DTL/STI_and ICTs/ICT4D-Legislation/eCom-Global-Legislation.aspx

¹⁰¹ Study on the harmonization of cyberlegislation in Latin America, (UNCTAD/DTL/STICT/2015/4), 5 October 2016; review of e-commerce legislation harmonization in the Economic Community of West African States, (UNCTAD/DTL/STICT/2015/2) 30 November 2015; review of e-commerce legislation harmonization in the Association of Southeast Asian Nations, (UNCTAD/DTL/STICT/2013/1) 25 September 2013; Harmonizing Cyberlaws and Regulations: The Experience of the East African Community, (UNCTAD/DTL/STICT/2012/4) 23 October 2012; study on prospects for harmonizing cyberlegislation in Central America and the Caribbean (UNCTAD/DTL/STICT/2009/3) 19 January 2012.

¹⁰² Access the DTE database, index and report at <http://ecipe.org/dte/>.

awards issued by arbitrators under Article 21.3(c) of the DSU and two Article 22.6 decisions. As of the end of the review period, an additional five final panel reports issued to parties are currently being translated before they are circulated. Similar to previous years, the subject-matter of WTO dispute settlement covered many agreements, including the GATT 1994, the SCM Agreement, the Anti-Dumping Agreement, the TBT Agreement, the SPS Agreement, the GATS and the TRIPS Agreement. Several ongoing disputes involve complex factual and legal issues. Nearly all of the dispute settlement proceedings over the review period involved at least one developing country Member, either as the complainant or the respondent.

3.181. While the high level of dispute settlement activity shows that the Membership has great confidence in the system, it has resulted in a number of panels not being able to proceed immediately after composition as not enough lawyers were immediately available to staff them. An increase in the number of staff in the Rules and Legal Affairs Divisions, as well as collaboration between the two divisions, made it possible to assign lawyers, by April 2016, to assist all of the panels that were awaiting staff as of October 2015 in accordance with the Director-General's announcement to WTO Members. Nevertheless, the continuing establishment and composition of panels over the past year has led to new delays with panels not always in a position to proceed with their work immediately after composition. As of the end of the review period, there were 28 ongoing panel and compliance panel proceedings and three panels at the composition stage. Based on the number of cases currently at the panel stage, it is expected that the workload of the Appellate Body will increase further and will remain very high in coming years. The panel report in the compliance proceedings in the *EC and Certain Member States – Large Civil Aircraft* dispute was circulated to WTO Members on 22 September 2016 and appealed in October. Further large appeals are expected in 2017, including an appeal in *United States – Measures Affecting Trade in Large Civil Aircraft (Second Complaint) (Article 21.5)*, in which the panel report is expected to be circulated in early 2017. Overall, more than 25 panel reports could be circulated between October 2016 and October 2017 and on average two-thirds of all panel reports are appealed.

OECD contribution

3.182. The following two topical boxes (Boxes 3.3 and 3.4) by the OECD look at the jobs that trade and GVCs sustain domestically and globally, and the benefits from GVCs in enhancing export performance.

Box 3.3 Trade, GVCs and Jobs

The income generated within value chains is a well understood part of the GVC story; a less researched part is the jobs that GVCs sustain domestically and globally. In 2011, over 590 million workers (in the 61 countries covered in the OECD-WTO TiVA database) were engaged in producing exports. Nearly 111 million of these worked in firms producing the intermediates used by other countries in their exports. These jobs, selling inputs into GVCs, are known as forward GVC jobs.

Although these employment figures represent a relatively small share of global employment, they are growing fast: since 1995, export jobs grew more than twice as fast as total jobs - and forward GVC jobs grew over six times faster.¹

Asia is a key employment hub...

The countries of North and Southeast Asia², supplied, in 2011, 52% of forward GVC jobs globally. China was the largest global supplier, providing 31.5% of all forward GVC jobs, with the ASEAN region providing nearly 17% of such jobs (more than India, despite a smaller combined population).

In Asia, as in other regions, the jobs associated with exports and forward GVC participation are growing fast (Table 1). In Viet Nam, for example, over five million people (10% of the working population) were engaged in producing exports of intermediate goods and services in 2011, a 330% rise from 1995.

Table 1. Jobs linked to trade in Asia

Country	2011			Changes 1995-2011		
	Total employment	Employment in exports	Forward GVC jobs	Total employment	Employment in exports	Forward GVC jobs
Brunei Darussalam	188,000	37,442	9,047	47%	72%	156%
Singapore	2,826,000	1,509,607	378,667	66%	60%	156%
Cambodia	8,235,000	2,615,104	463,168	81%	105%	46%
Malaysia	12,012,000	5,528,904	1,287,411	51%	60%	91%
Philippines	37,534,000	8,361,848	2,238,441	47%	47%	150%
Thailand	38,842,000	16,502,280	3,677,286	24%	75%	148%
Viet Nam	52,108,000	23,246,610	5,348,009	39%	203%	336%
Indonesia	108,725,000	19,089,300	5,519,080	31%	18%	97%
Hong Kong, China	3,582,000	1,404,839	296,768	20%	42%	97%
Chinese Taipei	10,910,000	4,604,291	1,237,168	18%	40%	133%
Republic of Korea	24,010,000	7,532,696	1,815,572	16%	46%	113%
Japan	62,398,000	8,163,711	2,336,723	-3%	47%	114%
China	761,493,000	172,083,900	35,206,020	15%	57%	129%

Note: All values are estimates derived from a model that combines the information in the TiVA ICIO with ILO data on employment by sector.

Source: Lopez-Gonzalez (2016).

¹ These values do not distinguish between jobs created and jobs destroyed. Assessing the net impact of GVCs on jobs is a complicated empirical exercise which requires digging deeper into the type of jobs that are affected as well as the interaction between domestic and foreign jobs as substitutes and the role of technological progress. (See Lopez-Gonzalez, J. (2016), "Using Foreign Factors to Enhance Domestic Export Performance: A Focus on Southeast Asia", OECD Trade Policy Papers, No. 191, OECD Publishing, Paris. <http://dx.doi.org/10.1787/5jlpq82v1jxw-en>).

² Asia includes Brunei Darussalam; Singapore; Cambodia; Malaysia; Philippines; Thailand; Viet Nam; Indonesia; Hong-Kong, China; Chinese Taipei; Rep. of Korea; Japan and China.

...and also supports jobs abroad

In 2011, ASEAN exports used foreign inputs produced by over 14 million workers located in other countries. China accounted for more than 4.5 million of these workers; ASEAN countries for 4 million and India for 2.5 million. ASEAN exports also supported 600,000 jobs in the European Union, 400,000 in Japan, 370,000 in North America and Mexico, 140,000 in Korea, Rep. of and 100,000 in Australia and New Zealand. Rising job interdependencies, through GVCs, means that there are increasingly shared interests in the success of other countries' exports. More ASEAN exports now mean more European, Japanese and American export jobs.³

These jobs might also be more productive. Evidence suggests that domestic workers engaged in forward GVC jobs have, on average, a higher productivity than workers employed in the production of gross exports.

International productivity differences drive GVC interactions

Countries with higher output per worker tend to source from regions with lower output per worker (and vice versa). This means that the share that foreign workers represented in the production of exports differs markedly from how value added is shared across borders. For example, only 4.7% of the workers that China relies on to produce exports are located in other countries (that is, are engaged in producing the intermediates it uses). By contrast, 32% of the value added in Chinese exports is foreign.

This high domestic labour content of exports is characteristic of labour abundant economies such as China and ASEAN (where 84% of the workers engaged in producing exports are employed domestically). The domestic job content of exports in economies like the United States or Germany is closer to 60%, but the value added per worker is almost 10 times that of China, reflecting their relative endowment of high-skilled labour.

How can policy support export and forward GVC jobs?

Increased employment in export industries is strongly determined by the growing use of foreign value added (in agriculture, manufacturing and service sectors). Industries which source more from foreign providers expand their economic activity and demand more workers; as such foreign sourcing is complementary to employment creation in exports and GVCs.

An open trade and investment policy can help to increase the number of workers that are engaged in producing exports and in producing the intermediates sold into GVCs. While there are still some broad differences between developed and emerging countries in terms of the relative importance of skills and wages in participating in GVCs, policies aimed at increasing the skills of the labour force will help deliver better GVC outcomes. Knowledge and skills are becoming an increasingly important and perhaps more sustainable source of comparative advantage in current and future GVCs.

³ This analysis captures only the employment in exports and not overall employment. The impact of imports on employment is discussed in Autor et al. (2013a, 2013b, 2013c and 2016) and Acemoglou et al., (2014). When assessing the net employment effects, these findings need to be taken into account (see Lopez-Gonzalez, 2016 for a discussion).

Bibliography

- Acemoglu, D., D. Autor, D. Dorn, G. Hanson and B. Price (2014), "Import Competition and the Great U.S. Employment Sag of the 2000s," NBER Working Papers 20395, National Bureau of Economic Research, Inc.
- Autor, D., D. Dorn and G. Hanson (2016), "The China Shock: Learning from Labor Market Adjustments to Large Changes in Trade". NBER Working Papers 21906, National Bureau of Economic Research.
- Autor, D., D. Dorn and G. Hanson (2013a), "The geography of Trade and Technology Shocks in the United States." American Economic Review, American Economic Association, vol. 103(3), pages 220-25, May.
- Autor, D., D. Dorn and G. Hanson (2013b), "The China Syndrome: Local Labor Market Effects of Import Competition in the United States," American Economic Review, American Economic Association, vol. 103(6), pages 2121-68, October.
- Autor, D., D. Dorn, G. Hanson and J. Song (2013c), "Trade Adjustment: Worker Level Evidence" NBER Working Papers 19226, National Bureau of Economic Research, Inc.
- Lopez-Gonzalez, J. (2016), "Using Foreign Factors to Enhance Domestic Export Performance: A Focus on Southeast Asia", OECD Trade Policy Papers, No. 191, OECD Publishing, Paris. <http://dx.doi.org/10.1787/5jlppq82v1jxw-en>

Source: OECD.

Box 3.4 Benefits of GVCs: Using foreign value added to enhance export performance

The debate on where countries locate in the value chain is often predicated on the idea that countries should seek a higher *share* of the value added of the products they produce. In fact, in terms of the domestic benefits from GVCs, it is not the share of value added that matters but rather the amount, or total *value* that the economic activities within the value chain generate.

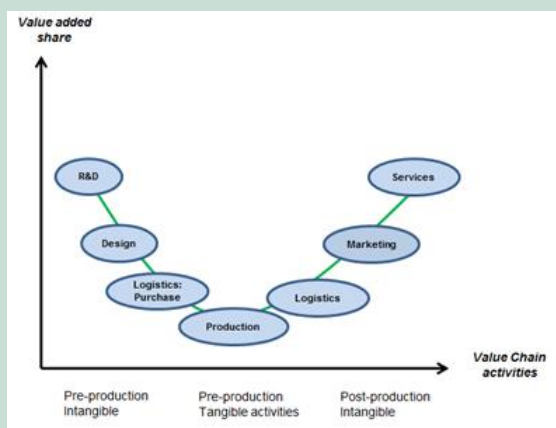
Re-thinking upgrading

A country or firm's position in the value chain will largely depend on its comparative advantage and the mix of skills and resource endowments it brings to international production. For some countries or firms, this might initially involve specialising in labour intensive segments while for others it may involve specialising in high-tech elements.

A hypothetical "smiley curve" plots, for a particular product, the stages of GVC participation against their possible value added contribution (Figure 1). At the extremities, pre- and post-production activities such as R&D and marketing tend to command a higher share of the value of a particular finished product, while manufacturing or assembly activities tend to be located at the bottom of the curve (lower value added share).

However, this "smiley curve" does not give the whole story on economic benefit of participating in value chains. It does not take into consideration that firms increasingly specialise in tasks along the value chain and therefore operate across a range of products. Hence while the firm that assembles the iPhone will retain a small share of the value of phone, that firm can specialise in assembly and can grow by assembling the smartphones of other companies. The firm can thereby reap value over a range of products and generate a much larger overall amount of domestic value added.

Figure 1. The Smiley Curve: share of value added along the value chain

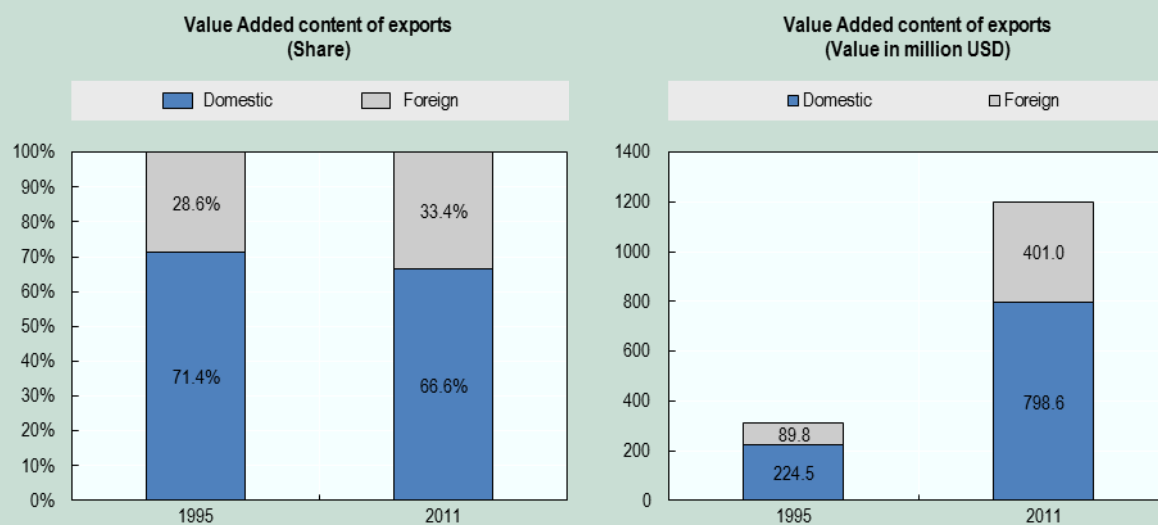


Source: Adapted from OECD (2015) based on Shih (1996) and Gereffi (2005).

Ultimately, the benefits of engaging in GVCs do not depend on the position held in the value chain, but on the extent to which countries can leverage their participation to become more efficient and maximise the income and benefits from the activities they undertake now and in the future. This can be measured through changes in the domestic *value* added that the activity generates.

In a world of GVCs, access to cheaper and more sophisticated imported inputs is key to growing domestic value added. Assembly requires sourcing from various countries in the same way that developing the high-end specs of a smartphone requires locating elements of its production in the most cost-effective location. So in fact growth in domestic value can rely on an increasing share of foreign value added in production.

Policy-makers should therefore focus on the value that the firms are generating and not the share that is being performed domestically. In ASEAN, for example, the domestic value added *share* of exports fell from 71% to 67% between 1995 and 2011 but the *volume* of domestic value added in exports increased nearly fourfold (Figure 2). ASEAN increased the volume of its economic activity by relying on more foreign value added; that is, it is the total return that is important, not the share in any given production activity. In other words, a country may only be receiving \$1 of value added per item, but if it is producing 500 of those items it makes a greater overall return than if it receives \$2 per item on a product of which it can only sell 100 units competitively.

Figure 2. Lower share, but much higher volume, ASEAN exports in 2011

Source: Own calculations using OECD-WTO TiVA database.

Developing domestic value added is inextricably tied to foreign value added. Recent empirical analysis shows that the use of foreign value added is one of the most important determinants of positive changes in domestic value added in exports across all types of activities (agriculture, manufacturing and services) and levels of development (for developed and emerging economies). Foreign value added is therefore a complement to, rather than a substitute for, domestic value added in exports. In a world of GVCs, more than ever, export competitiveness requires import openness.

Source: OECD.

4 POLICY DEVELOPMENTS IN TRADE IN SERVICES

4.1. The period under review was eventful in the area of trade in services, with new measures being introduced by 41 Members in such diverse sectors as air transport, construction, distribution, finance, postal, maritime transport and telecommunications, as well as in the supply of services through the movement of natural persons. Albeit with exceptions, the trend has been towards further liberalization and the strengthening and clarification of relevant regulatory requirements. Annex 5 contains more in-depth descriptions of these services measures.

Measures affecting various service sectors

4.2. The general FDI regimes of Australia; Kingdom of Bahrain; China; India; Indonesia and Ukraine were significantly changed, in most cases improving access conditions in various service sectors. In the case of Australia, recent legislative changes are part of a broad reform package commenced in 2015 with the stated aim of strengthening the foreign investment framework and applying greater scrutiny to some foreign investments. While not removing the need for Foreign Investment Review Board (FIRB) clearance of acquisitions of 'substantial interest' in Australian entities, some aspects of the regime have been improved, such as the increase of the threshold for mandatory notifications (with a preference granted to some bilateral trading partners). China, in successive regulations, expanded the legal forms available and eliminated minimum capital requirements for foreign suppliers in a number of sectors¹⁰³, and reformed its system for the admission of foreign investment enterprises (FIEs) in all sectors of the economy (shifting from the substantial review and approval system to a "filing for the record" system). In the same vein, Ukraine abolished state registration of foreign investment in all sectors of the economy.

4.3. Changes in their respective FDI catalogues have resulted in significant liberalization in India and Indonesia. In a recent circular, India consolidated the liberalization measures introduced over the last year, notably in the air transport, retail distribution and telecommunications sectors. The new aviation policy, part of a long-anticipated reform, allows 100% foreign ownership of scheduled and non-scheduled air transport operators, under given conditions, 100% foreign ownership of new airports and up to 74% foreign ownership (and beyond, subject to government approval) of existing airports. Full foreign ownership is also allowed for providers of ground handling services, maintenance and repair services, flying training institutes and technical training institutions. The new Indonesian FDI catalogue allows increased levels of foreign participation – ranging from 49% to 100% – in many services sectors where foreign investment had previously been prohibited, limited or not expressly permitted. The sectors benefiting from this liberalization notably include audiovisual services, business services, health care support services, fixed and mobile telecommunication services, internet services, distribution and warehousing, and various transport services. In some sectors where foreign investment has been capped at 67%, the measure foresees preferences for ASEAN investors, who are allowed to invest up to 70%.¹⁰⁴ The new catalogue, however, reserved some business sectors – certain construction services and retail trading via mail or internet order – for investment by, or in partnership with, domestic SMEs. The Kingdom of Bahrain also allowed 100% foreign ownership in various sectors, such as administrative services, health and social work, information and communications, and real estate activities.

4.4. Contrary to this trend, Namibia has recently reserved certain business activities, in particular local small businesses, such as hairdressing, street vending, retail, take-away businesses and beauty salons, for nationals only.

Distribution services

4.5. In the period under review, new measures affecting the supply of distribution services were introduced by China, Colombia, India, Myanmar, the Kingdom of Saudi Arabia, Singapore and Viet Nam.

¹⁰³ The sectors covered by this measure are: auction services, leasing services, freight forwarding agency services, wholesale and storage of refined oil, sale and storage of crude oil, engineering and construction services, logistics and commercial factoring.

¹⁰⁴ Annex 5 contains the list of sectors, as well as the foreign equity limitations applicable.

4.6. India allowed 100% foreign ownership of business-to-business e-commerce under the automatic route (i.e. without prior authorization), and authorized established single-brand retailers to undertake retail trading through e-commerce. The Kingdom of Saudi Arabia liberalized the retail and wholesale distribution sectors, increasing the ceiling for foreign investment from 75% to 100%.

4.7. Colombia made it mandatory for foreign companies seeking to engage in multi-level marketing and distribution of goods and services in the country to establish as branches. However, natural persons, including foreign ones, are not allowed to be representatives of multi-level marketing companies or to directly carry out those activities in Colombia. Viet Nam introduced stricter requirements for the establishment of representative offices and branches by foreign traders. A foreign trader is prohibited from forming more than one foreign representative office and branch with a similar name in a province or a city, and, when applying to open branches in Viet Nam, foreign traders must have had an operating activity in Viet Nam for at least five years from the date of establishment or registration. China modified the taxation of cross-border business-to-consumer retail sales, while Singapore introduced new regulations on the sale and distribution of tobacco products. Finally, Myanmar allowed foreign investors to trade in construction materials, provided they form joint ventures with local firms. In addition, subject to conditions, Myanmar allowed the import and wholesale distribution of products by distributors or agents, as well as the import and wholesale distribution of products manufactured by the investor, its parent company or an affiliated company.

Financial services

4.8. Important liberalization initiatives have taken place in China, India and the Philippines. In February 2016, China broadened the scope of foreign investors qualified to invest in the Chinese interbank bond market (CIBM), and removed quotas. The new measure permits most types of foreign institutional investors (e.g. commercial banks, insurance companies, securities firms, fund management companies and other asset management institutions, pension funds, charity funds, endowment funds and other mid- or long-term institution investors recognized by the PBOC) to invest in the CIBM. In June this year, China also issued new regulations allowing foreign payment card companies to operate in the country. Under the new regime, overseas institutions that only provide bank card clearing services in foreign currencies for cross-border transactions are not required to establish any bank card clearing institution within the territory of China, while overseas bank card clearing institutions wishing to engage in RMB-denominated bank card clearing business must apply for a licence to establish a bank card clearing institution within the territory of China.

4.9. India authorized full foreign ownership of "white label ATM operations" by non-bank entities without prior authorization, reviewed the guidelines on ownership of private sector banks (which envisaged diversified shareholding in private sector banks by a single entity/corporate entity/group of related entities), allowed full foreign ownership of 18 types of non-banking finance companies (including suppliers of portfolio management, securities trading and underwriting, and financial consultancy services) and raised the foreign shareholding cap in stock exchanges to 15%.

4.10. In February 2016, the Philippines announced the gradual lifting of the ban on new banking licences. The plan envisages the removal of all restrictions on the grant of new bank licences in 2018. In addition, a recent law allows 100% foreign ownership of adjustment companies (up from 40%), lending companies (up from 69%) and financing companies and investment houses (up from 60%).

4.11. New restrictions on the supply of reinsurance services were introduced by Indonesia. Indonesian insurers are now required to cede all risks within motor, health, personal accident, credit, life and suretyship business lines (so-called "simple risks") to domestic Indonesian reinsurance companies. For other insurance business (so-called "non-simple risks"), a minimum of 25% of risks must be placed with domestic reinsurers and up to 75% may be placed with off-shore reinsurers. However, exceptions to the 100% local cession requirement for "simple risks" can be granted.

4.12. Other developments worth noting include the simplification of licensing requirements for the establishment and operation of foreign banks and insurance companies in Thailand, as well as new regulatory frameworks for cross-border clearing and settlement of securities in Australia and Switzerland.

Maritime transport services

4.13. In June 2015, China allowed sino-foreign joint ventures to establish in free trade zones to supply international transport business between Chinese ports (without limitation on shareholding) and international transport agency services (with foreign equity limited to 51%). In addition, wholly foreign-owned enterprises established in free trade zones are now allowed to supply cargo handling, container station and depot services auxiliary to international maritime transport, and international ship management services.

4.14. In October 2015, Indonesia introduced a new regulation on freight forwarding services. The new regulation contains more detailed provisions on, *inter alia*, licensing, scope of business, foreign investment, liability, and sanctions, and raises minimum capital requirements. Foreign shareholding in freight forwarding companies remains limited to 49%, as per the relevant regulation issued in 2014. Further, the new regulation continues to limit the operational scope of a foreign invested freight forwarding company to a number of airports and seaports. New legislation passed by the Congress of the Philippines in June 2015 allows foreign vessels to transport and co-load foreign cargoes for domestic transshipment.

4.15. Finally, South Africa amended its Merchant Shipping Act, 1951, so as to give effect to the Maritime Labor Convention 2006 and the Work in Fishing Convention 2007 and to provide for matters connected therewith.

Communication services

4.16. Several Members introduced changes to different aspects of their telecommunication, information technology and media regulatory frameworks, mostly with a view to promoting and consolidating convergence, facilitating access, fostering competition, setting up regulatory bodies, and addressing specific regulatory issues. While many of these measures relate to domestic regulatory regimes, they have implications for suppliers operating cross-border or through a commercial presence.

4.17. Some of the most important measures affecting market access in this sector include the amendment by Argentina of its media and telecommunications regimes, allowing cable TV owners to hold a single nationwide licence, with no regional limits, but restricting telecom companies from participating in the TV or cable business unless they do so by associating with cooperatives. The amendments still maintain existing restrictions on satellite TV providers on entering the radio, broadcast TV and pay-TV markets, or run telecommunications services.

4.18. China simplified the approval procedures applicable to audio-visual and media services, and established pre-approval requirements for publishing mobile games. However, new regulation on online publication services, enacted in February 2016, prohibits the engagement of Sino-foreign joint ventures, Sino-foreign cooperative ventures and wholly foreign owned suppliers in network publishing services.

4.19. Another restrictive piece of legislation was introduced by Tanzania. This involved an amendment to its Electronic and Postal Communications Act, making it mandatory for network facilities, network services and application services licensees to have a minimum local shareholding of 25% of its authorized share capital throughout the life of the licence, obtained through public offer in the stock exchange market. Existing licensees of network facilities, network services or application services will be required to offer shares to the public and list the shares within six months from 1 July 2016, and new licence holders are to list, within two years from the date of granting of the licence. Content service licensees must have a minimum of 51% local shareholding throughout the life of the licence. New Measures for the Supervision and Administration of Universal Postal Services, released by the Chinese Ministry of Transport and effective since 1 December 2015, defines the scope of universal postal services, and grants China Post the exclusive right to handle letters. Foreign investors and overseas postal operators are not allowed to provide postal services within the territory of China.

4.20. New regulations relating to privacy and the transfer of data have been introduced by the European Union and the Russian Federation. In May 2016, the European Union issued the General

Data Protection Regulation, which will be applicable as of 25 May 2018. The regulation applies to data processing of personal data of data subjects who are in the Union in the context of activities of an establishment of a company in the Union, and to processing of personal data by a company not established in the European Union where the processing relates to (i) offering goods or services to such data subjects in the European Union, or (ii) profiling or tracking their behaviour as far as this behaviour takes place within the European Union. The Regulation dedicates a chapter to transfers of personal data to third countries or international organizations. Separately, in July 2016, the European Union approved a new EU-U.S. privacy shield, which is expected to facilitate the transfer of personal data in the European Union to the United States. For its part, the Russian Federation introduced new data retention obligations applicable to communications service providers and internet-based data distributors.

Services supplied through the movement of natural persons

4.21. During the period under review, several Members implemented, or modified the implementation of, quota systems for work permits issued to foreigners, and modified salary requirements or visa fees for foreigners. Most of these measures also amend relevant procedures.

4.22. Box 4.1 below offers a closer look at the strengthening of the services-investment nexus.

Box 4.1 Globalisation, digitisation and the strengthening 'services-investment' nexus

1. Deepening 'trade-investment-services' nexus

Trade and investment have always been interlinked – since both contribute to the efficient allocation of economic resources (capital, labour and knowledge), both domestically and internationally. However, the relationship between trade and investment is rapidly evolving as a result of technological developments, economic liberalization and new ways of organizing production and distribution. Since the mid-1990s, **three related developments in the global economy** are blurring the lines between goods and services, shifting the sources of value creation, and reinforcing the complementarity and interdependence between trade (including notably services trade) and investment:

i. The spread and continuing evolution of GVCs

A key driver of the growing interconnection and interdependence of trade and investment is the globalization of production and distribution of goods and services organized around GVCs. Today, some 70% of global trade is in intermediate goods and services; and 80% of world trade takes place within international production networks of multinational enterprises. Trade and investment have become two sides of the *same* strategy for producing, distributing, marketing, selling and delivering goods and services across multiple foreign markets. In this new business model, foreign direct investment (FDI) and trade are not "substitutes" anymore. Rather, more investment gives rise to more trade and, vice-versa more trade gives rise to more investment flows.

ii. The growing importance of services in both global trade and investment

The share of services in global GDP has risen steadily during the past four decades, reaching **68%** in 2014 (+10% since 1995).¹ Services also make an increasingly important contribution to world trade. In 2011, services accounted for **almost half** of world exports on a **value-added** basis (figure 1).²

Concurrently, global FDI is also shifting towards services. In 2014, services accounted for **almost two-thirds (64%)** of global FDI stock – followed by manufacturing (27%) and the primary sector (7%) (figure 2).³ This shift results from the worldwide expansion of services in economies more generally, the liberalization and privatization of key services industries⁴ as well as the rising 'trans-nationalization' of services and services companies. Services industries increasingly produce in regional and global networks.⁵ Interestingly, the share of services in FDI stock is nearly the same in developed and developing economies – albeit with significant regional differences within the latter group (figure 3).

Services – such as transport, information and communication technology, logistics, supply chain management and financial services – made the rise of GVCs possible in the first place. They act as the "glue" allowing geographically dispersed firms and service suppliers to deliver just-in-time output at required specifications, in a tightly coordinated manner. As a result, GVCs tend to raise *concomitantly* the share of services in both trade and investment (positive "feedback link").

iii. The rise of the "digital economy"

The rise of the digital economy is further transforming the 'trade-investment-services' nexus, in yet unforeseen ways. Modern services can now be unbundled and splintered into value chains, and electronically transported internationally through satellite and telecom networks.⁶ The offshoring of services (i.e. the cross-border outsourcing of information technology, business and/or knowledge processing) has already generated changes in the direction, as well as in the sectoral and geographic distribution of global services and FDI flows. Finally, the line between goods and services is blurring, with value creation and innovation increasingly coming from the services embodied in the manufacturing and distribution of goods.⁷

¹ World Bank, World Development Indicators (last updated 01/11/2016).

² Latest available estimate. The share of services in world exports in **value-added** terms accounts for the value of services embodied in exported goods.

³ UNCTAD, World Investment Report 2016. In comparison, the services' share in global FDI amounted to 25% in 1970 and to less than 50% in 1990.

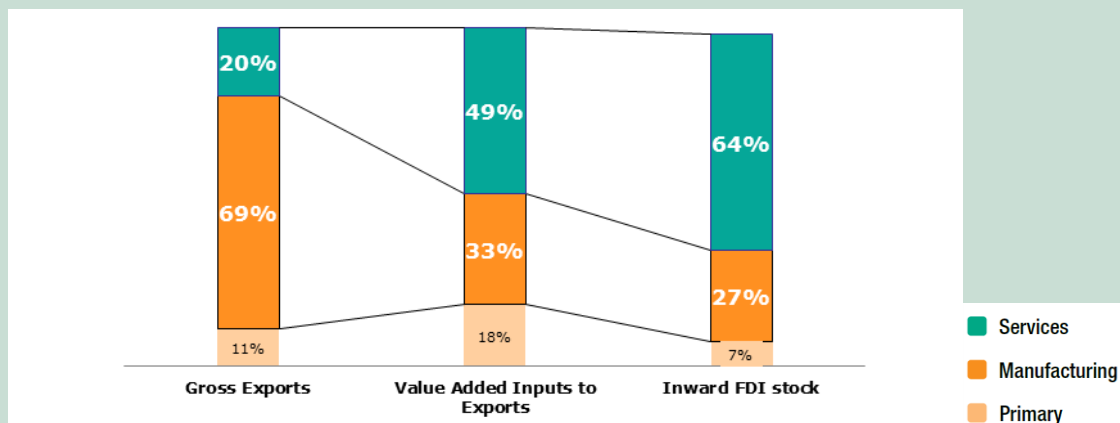
⁴ Such as financial, telecommunications, energy-related, environmental, and postal and courier services.

⁵ See for instance Lanz, R. and Maurer, A. (2015), Services and Global Value Chains – Some Evidence on Servicification of Manufacturing and Services Networks, WTO Working Paper ERSD-2015-03.

⁶ Ghani, E., Grover, A., Kharas, H. (2011), Can services be the next growth escalator?, Vox, 12 December 2011.

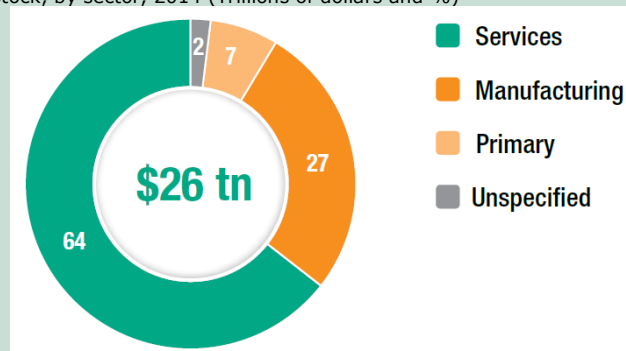
⁷ For example, energy systems shift from a centrally, supply-side approach to a demand-oriented model as digital services and technologies create a novel nexus between production, transportation, distribution and consumption. As a result, energy increasingly "becomes a service".

Figure 1: World gross exports (2011), value-added inputs to exports (2011) and global inward FDI stock (2014), by sector (%)



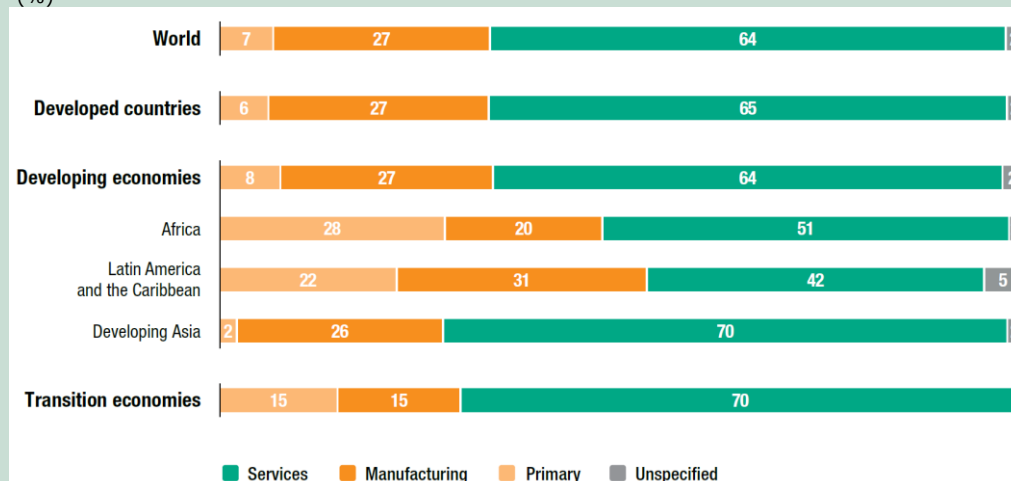
Source: – Share of services in world exports (BoP) and value-added inputs to exports: WTO and OECD-WTO TiVA Database;
– Global inward FDI stock: UNCTAD, World Investment Report 2016.

Figure 2: Global inward FDI stock, by sector, 2014 (Trillions of dollars and %)



Source: UNCTAD, World Investment Report 2016, FDI/MNE database (www.unctad.org/fdistatistics).

Figure 3: Global inward FDI stock, sectoral distribution by grouping and region, 2014 (%)



Source: UNCTAD, World Investment Report 2016, FDI/MNE database (www.unctad.org/fdistatistics).

2. In services, trade *is* investment and investment *is* trade

Nowhere is the inter-relationship, and overlap, between trade and investment more 'tangible' than in services. As reflected in the General Agreement on Trade in Services (GATS), in many instances trade in services *is* (and implies) investment; and, conversely, investing for the purpose of supplying a service is considered as trade.

Recognizing that supplying services to a foreign market often involves establishing a commercial presence (i.e. an investment) in that market, the GATS has defined "mode 3" as the supply of a service "by a service supplier of one [WTO] Member through commercial presence in the territory of another [WTO] Member".^{8,9} Thus, under the GATS, foreign investment is identified as a form of trade subject to the disciplines of the Agreement. When WTO Members undertake commitments on market access under mode 3 in the GATS, they commit to open a given service sector to foreign investment and, consequently, to allow at least some foreign participation in that sector. Mode 3 is the commercially most significant means of supplying services, representing some 55 to 60% of all trade covered by the GATS.

Accordingly, **when it comes to services, barriers to trade and to investment are closely intertwined** – as evidenced also in Annex 5 to this report on 'Measures Affecting Trade in Services'. Many of the (cross-sectoral as well as sector-specific) measures cited therein are **investment measures**. They include restrictions on foreign ownership or on the legal form (e.g. only joint-ventures are allowed); non-automatic approval requirements for foreign investors; investment screening measures; nationality requirements for board members and/or managers; commercial presence and/or performance requirements; etc.

3. Policy consequences – the need for greater trade-investment policy coherence

Trade and investment are increasingly interdependent and intertwined – driven by the spread of global supply chains, the expansion of services trade, and the rise of digital commerce. With services and investment flows being increasingly interdependent, restrictive measures in one area may constitute obstacles across the other area as well.

As their production and distribution networks become more integrated and global, multinational enterprises are pressing for international trade and investment rules that are more integrated and global, too. Similarly, it becomes crucial for governments to ensure consistency across their trade and investment obligations/commitments in order to minimize the risk of legal tension regarding their implementation.

In that context, it is worth noting that at the bilateral, regional and 'mega-regional' level, new-generation agreements (in fact regional trade *and investment* agreements (RTIAs)) are redefining the trade-investment policy interface by addressing trade and investment measures in a more integrated manner – including *across* goods and services. As a result, such agreements often include a range of related disciplines to facilitate both trade and investment, with chapters notably on the temporary movement of business people, domestic regulation¹⁰, competition or regulatory transparency that apply to both trade (and notably trade in services) and investment.

⁸ In the GATS, the concept of "commercial presence" is defined very broadly, covering any type of business and professional establishment.

⁹ The GATS applies to measures "affecting trade in services" which, in turn, is defined to consist of four types of transactions or modes of supply. Apart from the conventional concept of cross-border product flows (mode 1), these are supplies to consumers and/or their property that stay within another WTO Member's territory (mode 2), as well as supplies provided via foreign commercial presence (mode 3) and the presence of foreign natural persons (mode 4) within a WTO Member's own jurisdiction.

¹⁰ The domestic regulation obligations often apply both to cross-border supply of services and to services supplied by a covered investment, i.e. mode 3 (and thus to investment in service sectors).

Source: WTO Secretariat.

5 POLICY DEVELOPMENTS IN TRADE AND INTELLECTUAL PROPERTY

5.1. The linkage between intellectual property (IP) and trade strengthened during the review period, as evidenced by continued growth in the share in global trade of IP-intensive goods and services, and of trade in IP rights (IPRs) as such. This trend was supported by technological innovation, new business models including e-commerce, and the wider dissemination of information and telecommunications technology. These developments were also apparent in the pattern of recent notifications of national legislative measures submitted to the TRIPS Council and the measures reviewed in national trade policy reviews. These reviews illustrated how the adoption of national and regional policies related to IP and the digital economy responded to the changing technological landscape and the increasing significance of IP in economic development.

Box 5.1 Recent IP policy initiatives – three examples

Creative India – Innovative India

In May 2016, the Indian Government released its National Intellectual Property Policy. The objective of the Policy is to catalyse the potential of IP for economic growth and development while protecting the public interest. The Policy recognizes the need to raise awareness of the importance of IP rights as a marketable financial asset and economic tool.¹⁰⁵

Digital Single Market – European Union

The Digital Single Market Strategy aims to revamp regulations to improve access to digital goods and services, enhance the business environment to match the pace of technology and ensure that digitalization serves as a driver for growth. It is estimated that the EU Digital Single Market is worth €415 billion per year.¹⁰⁶ On 14 September 2016, the European Commission proposed modernizing copyright rules with a view to increase cultural diversity and content available online.¹⁰⁷ This proposal aims to update the regulatory framework and take into account technological developments to foster access to copyrighted works in the European Union market.

Intellectual Property Financial Policy – Republic of Korea

The Intellectual Property Financial Policy, implemented by the Korean Intellectual Property Office, provides for the utilization of IP assets (e.g. patents) as collateral when SMEs are raising funds. The Policy has allowed Korean SMEs to access the financial market and obtain the necessary resources to invest and operate by utilizing their high-value intangible property.

Source: WTO Secretariat.

5.2. The link between balanced IP systems, public policy goals and international trade was illustrated by the entry into force, on 30 September 2016, of the WIPO Marrakesh Treaty to Facilitate Access to Published Works for Persons Who Are Blind, Visually Impaired or Otherwise Print Disabled (Marrakesh VIP Treaty).¹⁰⁸ In providing for exceptions and limitations to copyright works to enhance access to formats for visually impaired persons, it facilitates the exchange of these works across borders to serve those beneficiaries. Currently, the VIP Treaty has 25 Contracting Parties.

5.3. The expected entry into force of the Protocol Amending the TRIPS Agreement will make this public health flexibility an integral and permanent part of the TRIPS Agreement. Almost two-thirds of WTO Members have already deposited their respective instruments of acceptance. The entry into force of the TRIPS Amendment will consolidate this avenue for exports of generic medicines, which will benefit Members which rely on imported medicines. Members annually review the implementation of the Paragraph 6 System in the framework of the TRIPS Council and have discussed its implementation at the national level during trade policy reviews.

5.4. The network of bilateral and RTAs that contain IP provisions continues to expand. As of October 2016, the WTO RTA Database contained 148 RTAs that incorporate IP-related provisions on, *inter alia*: enforcement measures applied at the border or covering the online environment, examination and administration of industrial property rights, the scope of rights accorded to IP holders, and the substantive standards defining the eligibility for protection of certain forms of IP subject matter. Some RTAs also cover exhaustion of IPRs and provide for competition policy measures that may have implications for the IP system. An increasing number of RTAs, or their "side-letters", contain provisions related to e-commerce and IP. Amongst the e-commerce provisions, those on online copyright protection tend to be more detailed.

¹⁰⁵ Viewed at: <http://pib.nic.in/newsite/erelease.aspx?relid=145338> and http://dipp.gov.in/English/Schemes/Intellectual_Property_Rights/National_IPR_Policy_08.08.2016.pdf

¹⁰⁶ Viewed at: https://ec.europa.eu/priorities/digital-single-market_en

¹⁰⁷ Viewed at: <https://ec.europa.eu/digital-single-market/en/news/proposal-directive-european-parliament-and-council-copyright-digital-single-market>

¹⁰⁸ Viewed at: http://www.wipo.int/treaties/en/notifications/marrakesh/treaty_marrakesh_21.html

5.5. Intangible exchanges in IP are an integral part of GVCs. Collaborative work between international organizations and their members continues to further develop the collection of data on cross-border exchanges of IP, as part of the research and analysis of GVCs¹⁰⁹ and of digital trade.¹¹⁰ One of the data sources available to the WTO Secretariat is the trade in financial services statistics on the import and export of charges for the use of IP.¹¹¹ Table 5.1 shows the exports of charges for the use of IP, by region, for the years 2014 and 2015, as well as the percentage share change in 2010-2015, 2014 and 2015. While the participation of the major exporters - North America and Europe - has slightly decreased, the participation of other regions - Central and South America, the CIS, the Middle East and Asia - has grown. This illustrates the diversifying trend in international trade in IP, with the increasing engagement in global trade of emerging economies and some developing countries as producers and exporters of IP.

Table 5.1 Exports of charges for the use of IP by region

	Value US\$ billions		Share %		Annual % change		
	2014	2015	2010	2015	2010-15	2014	2015
Exports							
World	305	295	100.0	100.0	4	4	-3
North America	135	131	45.6	44.0	3	0	-3
South and Central America	1	1	0.3	0.4	14	-2	19
Europe	119	113	39.5	38.0	3	5	-5
European Union (28)	101	98	30.7	33.0	6	12	-3
Commonwealth of Independent States (CIS)	1	1	0.2	0.3	10	-10	2
Africa	0	0	0.1	0.1	-1	2	-9
Middle East	1	1	0.2	0.3	15	8	-12
Asia	50	50	14.1	17.0	8	15	0

Source: 2016 WTO Statistical Review.

TRIPS Council

5.6. In October 2015, following a request by the LDC Group¹¹², the TRIPS Council agreed to extend the transition period for the pharmaceutical sector for LDCs until 2033, ensuring maximum flexibility for LDCs in line with the Sustainable Development Goals.¹¹³ This is particularly relevant in practice both for those LDCs which remain highly reliant on imported medicines, and for local and regional programmes to build production capacity for medicines that would help service LDC needs. Members also undertook the Annual Review of the Paragraph 6 System, recognizing the importance of the System and agreeing to extend the deadline for accepting the TRIPS Amendment until end-2017. A study of Members' implementation of the System by exporters concluded that around 80% of the world's pharmaceutical export capacity is now covered by the System¹¹⁴, thus greatly increasing the potential scope of its use by those countries in need of imports of affordable medicines, notably LDCs.

5.7. The TRIPS Council debate has continued on the question of whether non-violation and situation complaints should be available under the TRIPS Agreement, following the decision to extend the current moratorium on such disputes.¹¹⁵ Discussions covered the need to engage in factual analysis and work towards a permanent solution.

5.8. Transparency obligations in the TRIPS Agreement have always been an important part of the work of the TRIPS Council. During the review period, Members notified legislative developments regarding copyrights and related rights, trademarks, geographical indications, patents, industrial

¹⁰⁹ Viewed at: <https://www.oecd.org/tad/global-value-chains-trade-policy.htm> and Deborah K. Elms and Patrick Low, "Global Value Chains in a Changing World".

¹¹⁰ Joscelyn Magdeleine and Andreas Maurer, June 2016.

¹¹¹ WTO Statistical Review, 2016. Charges for the use of IP n.i.e. include: (i) Charges for the use of proprietary rights (such as patents, trademarks, copyrights, industrial processes and designs including trade secrets, franchises); these rights can arise from research and development, as well as from marketing; and (ii) Charges for licences to reproduce or distribute (or both) IP embodied in produced originals or prototypes (such as copyrights on books and manuscripts, computer software, cinematographic works, and sound recordings) and related rights (such as for live performances and television, cable, or satellite broadcast).

¹¹² IP/C/W/605.

¹¹³ Viewed at: <http://www.un.org/sustainabledevelopment/health/>

¹¹⁴ WTO Secretariat.

¹¹⁵ WT/MIN/(15)/41 and WT/L/976

designs and, enforcement measures. For example, during the review of its national legislation, Fiji noted that IP has had a growing influence on its trade relations, and that trademarks and patents have become a source of economic and technological development. This resulted in the establishment of the Fiji Intellectual Property Office, under the Office of the Attorney General.¹¹⁶

5.9. Japan notified the amendment to its "Unfair Competition Prevention Act".¹¹⁷ This amendment strengthened the combat against trade-secret infringements, and expanded the scope of penalties for infringements to cover acquisition of trade secrets under management of Japanese companies which are stored in servers overseas. Chinese Taipei notified operational directions governing the mutual cooperation between its Intellectual Property Office (TIPO) and the Japan Patent Office (JPO) in the field of deposit of biological materials. The main objective of this legislation is to facilitate the process for applicants in both jurisdictions, and to implement the Mutual Cooperation Agreement in the Field of Deposit of Microorganisms for the Purposes of Patent Procedure, between TIPO and JPO.¹¹⁸ Mexico notified the "Support System for Patent Applications Management for the Central American Countries and the Dominican Republic"¹¹⁹, which is a service provided by the Mexican Industrial Property Institute (IMPI) to help various national industrial property offices in Latin America, the Caribbean and English-speaking Africa to carry out the patentability examinations for which they are responsible. Open exchanges and availability of information on TRIPS-related legislative developments ensure smooth access to the protection of IPRs and due process.

5.10. At the June 2016 TRIPS Council meeting, discussions on the Work Programme on Electronic Commerce were resumed, at the request of Canada¹²⁰, which shared its experience on the suppression of online sales of counterfeit products. Members have recently notified provisions that are applicable in the digital environment, for example, concerning online copyright and trademark protection.¹²¹ Additionally, during the reporting period, Members continued sharing experiences on different aspects of IP and innovation. These included SMEs and start-up enterprises in the area of new and mobile technologies, illustrating the role that IP played in bringing innovation to the market, and education on IP as an essential factor for countries to fully exploit their potential for innovation. Other experiences included how to use the IP regime to foster green technologies and innovation to tackle climate change and the transfer of environmentally friendly technologies.

TRIPS-related Discussions in Trade Policy Reviews

5.11. Trade Policy Reviews during the review period included discussions of a wide spectrum of IP issues with bearing on trade policy, including on exhaustion of IPRs, copyright registration and management organizations, use of copyright statutory licences, protection of well-known trademarks, geographical indications, expedite screening and examination of green technology patents, patentability criteria, test data protection, anti-competitive practices, enforcement measures online and, at the border, adjudication procedures, and, judicial review of administrative decisions. National policies and strategies aimed at fostering innovation and IP as a tool for economic growth were also discussed.

5.12. In the first trade policy review of the Russian Federation, Members noted the significant reforms undertaken by the Russian Federation in the area of IP, *inter alia* concerning the amendments to the Civil Code in 2014, the establishment of the Intellectual Property Rights Court in July 2013, and the "Strategy for Innovative Development 2020". Members enquired about implementation of international exhaustion, administrative and enforcement framework, the inclusion of royalty payments in customs valuation methodologies, protection of databases, State accreditation for collective copyright management, protection of well-known trademarks in the Eurasian Economic Union, trademark invalidation, the geographical indications regime, the Eurasian Economic Union patent regime and fees, compulsory licences, protection of test data and undisclosed information, enforcement, online anti-piracy measures, and preliminary injunctions and judicial procedures.

¹¹⁶ IP/C/M/81/Add.1

¹¹⁷ IP/N/1/JPN/O/9

¹¹⁸ IP/N/1/TPKM/12

¹¹⁹ IP/C/W/615

¹²⁰ IP/C/W/613

¹²¹ IP/N/1/CAN/8, IP/N/1/NHV/16, IP/N/1/KAZ/2.

6 TRANSPARENCY OF TRADE POLICIES

Notifications and Surveillance in WTO Councils and Committees

6.1. This Section aims to provide an overview of the compliance and timeliness of Members' notifications to the WTO. Notifications are the primary instrument for ensuring transparency in the multilateral trading system; they are submitted by each Member and reviewed by the relevant bodies of the WTO. The importance attached by governments to this issue explains the very elaborate system of notifications and cross-notifications put in place under the terms of most Agreements. The Section covers the compliance record of notification requirements in the different WTO Bodies.¹²²

Agriculture

6.2. The CoA continued its review of the implementation of Members' commitments under the Agreement. Timely and complete notifications are fundamental for effective monitoring of the implementation of commitments. Twelve distinct notification requirements are applicable in the domain of agriculture covering the following areas: market access, domestic support, export subsidies, export prohibitions or restrictions and the follow-up to the Marrakesh NFIDC Decision. The applicability of a notification requirement to a Member is largely dependent on its specific commitments under the AoA. Out of the 12 notification requirements the following five are "regular" or "annual" notification requirements: (i) imports under tariff and other quotas (MA:2), (ii) special safeguards (MA:5), (iii) domestic support (DS:1), (iv) export subsidies (ES:1) and (v) total exports (ES:2). Annual notifications are required to be submitted no later than a certain number of days following the end of the year in question, in accordance with the deadlines set out in document G/AG/2.

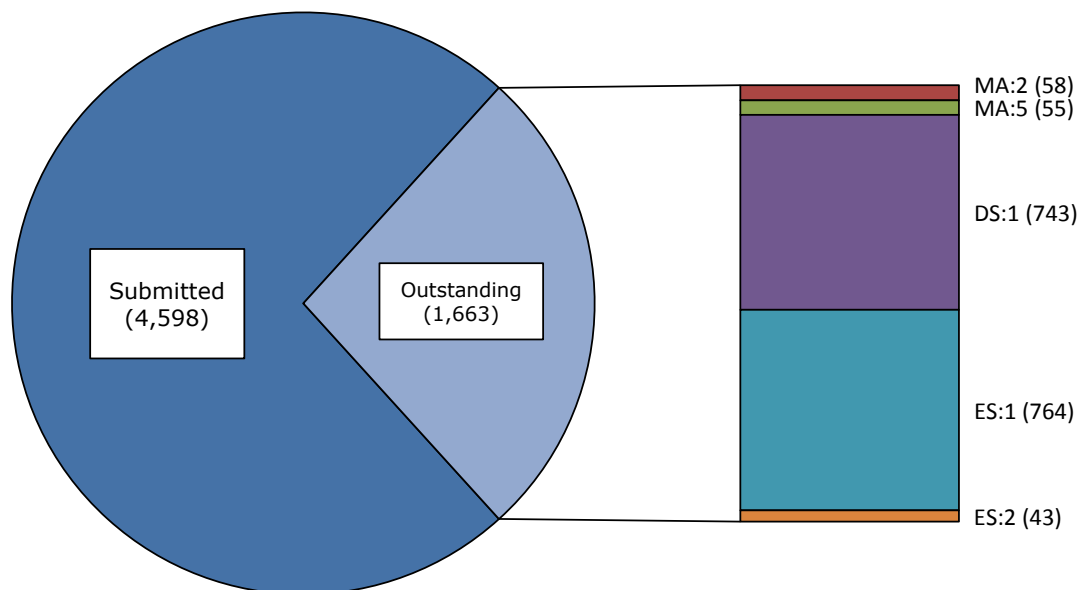
6.3. For the period 1995-2014, there are a total of 1,663 outstanding regular notifications.¹²³ Out of the five annual notification requirements, domestic support (Table DS:1) and export subsidy (Table ES:1) notifications have the highest number of outstanding notifications with 743 and 764 of notifications pending, respectively (Chart 6.1).¹²⁴

¹²² Notifications in the SPS and TBT Committees are dealt with in Sections 3.3 and 3.4 of this report.

¹²³ "Ad hoc" notification obligations applicable only upon maintenance of a specific measure (e.g. Table ER:1 required upon the application of export restrictions) as well as the annual notifications where it was not possible to determine a priori whether the concerned notification requirement would be applicable (e.g. Table NF:1 applicable to donor Members only) are excluded.

¹²⁴ Compliance with notification obligations – Note by the WTO Secretariat (G/AG/GEN/86/Rev.25)

Chart.6.1 Total outstanding notifications per type of notification requirement (1995-2014)

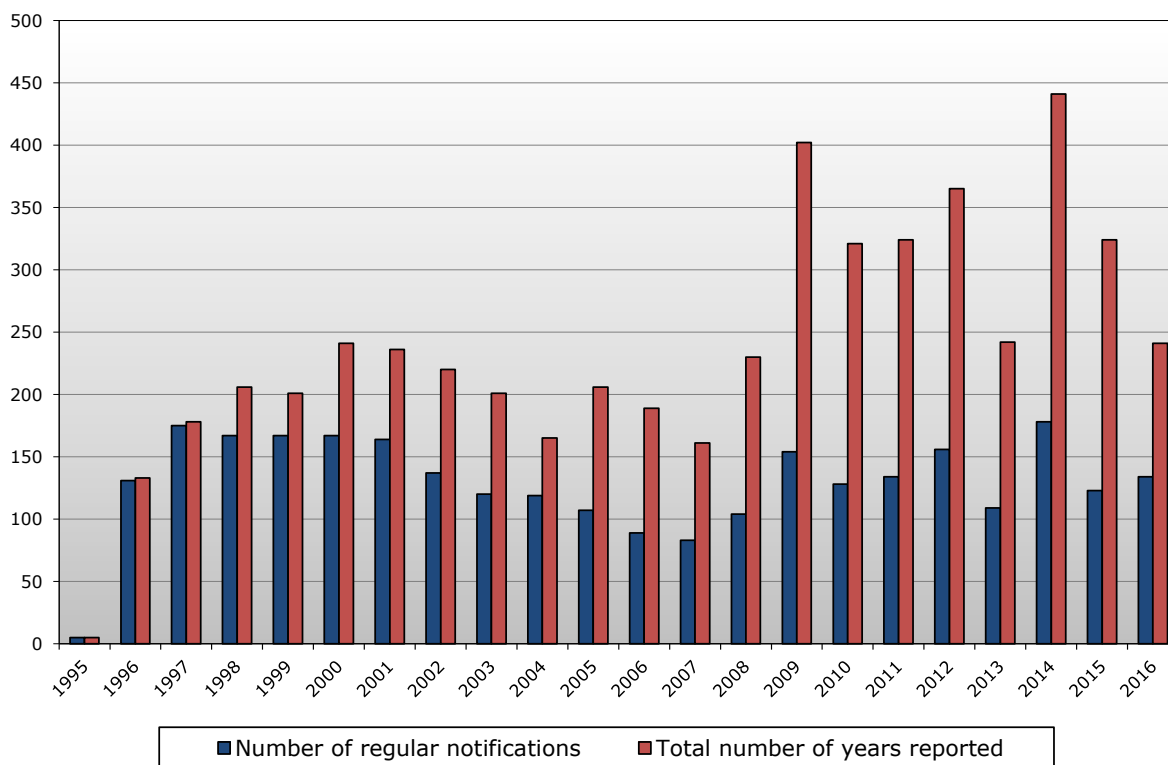


Note: MA:2 - Imports under tariff and other quotas, MA:5 - Special safeguards, DS:1 - Domestic support, ES:1 - Export subsidies, ES:2 - Total exports. This number represents reported years and does not necessarily match the number of notifications submitted on the same period since some notifications covered more than one year.

Source: WTO Secretariat.

6.4. While a large number of outstanding notifications remain, there has been a concerted effort by Members to bring their notifications up-to-date, as can be seen in Chart 6.2, where notifications reporting more than one year (which might include the required year and/or any pending previous years) have been increasingly submitted by Members. From 2009-2015, the average number of years reported per notification has been close to three.

Chart 6.2 Number of regular notifications in agriculture and years reported (1995-2016^a)

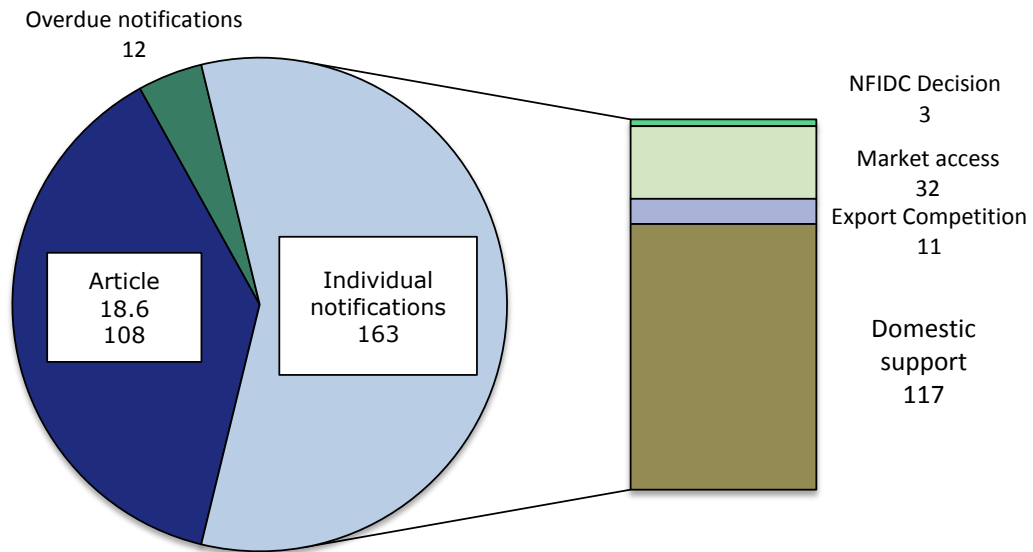


a Until 1 September 2016.

Note: The total number of years reported might include the required year and/or any pending previous year(s). For example, in 2009 Mexico submitted one Table MA:2 notification reporting in-quota imports for eight years (2000-2007). For the purpose of this table, this means that Mexico reported eight implementation years.

Source: WTO Secretariat.

6.5. From 15 October 2015 to 1 September 2016, Members submitted 167 notifications, (including addenda and corrigenda). A total of 163 questions were posed during the March, June and September 2016 CoA meetings concerning these and previously submitted notifications. As seen in Chart 6.3, during the review period the majority of questions raised related to domestic support notifications (72%). In particular, domestic support notifications by China, Israel, Brazil, Mexico, Panama, United Arab Emirates, United States and Viet Nam were the subject of a considerable number of questions.

Chart 6.3 Number of questions raised per section (mid-October 2015 – September 2016)

Source: WTO Secretariat.

Quantitative Restrictions (QRs)

6.6. The notification of quantitative restrictions to the Market Access Committee is an obligation established by the 2012 Decision on Notification Procedures for Quantitative Restrictions (G/L/59/Rev.1). The Decision requires Members to notify every two years the QRs they have in force, as well as any changes in the interim. Since the last report, two Members have submitted complete notifications for the period 2012-14; five Members have submitted complete notifications for the period 2014-16 and eight Members for the period 2016-18.

6.7. The Decision on Reverse Notification of Non-Tariff Measures (G/L/60) gives Members the possibility of making reverse notifications of non-tariff measures imposed by another Member subject to certain conditions. Only one notification has been made since the adoption of the decision in 1995.

Table 6.1 Notification procedures for QRs

No.	Notification requirement	Total number of notifications received as of 17 October 2016, by biennial period
1	Quantitative restrictions in force (regular notification)	2012-2014: 28 notifications from 22 Members. 2014-2016: 30 notifications from 25 Members. 2016-2018: eight notifications from eight Members.
2	Changes to the quantitative restrictions maintained (<i>ad hoc</i>) or introduction of new restrictions	2012-2014: two Members notified changes to their existing QRs 2014-2016: one Member notified changes to its existing QRs 2016-2018: no Member has notified changes
3	Restrictions maintained by other Members (<i>reverse notification</i>)	No Member has notified.
4	Non-tariff measures, maintained by other Members (<i>reverse notification</i>)	No Member has notified.

Source: WTO Secretariat.

Import Licensing

6.8. Notification requirements in the area of import licensing procedures result from the WTO Agreement on Import Licensing Procedures and are complemented by the "Procedures for Notification and Review under the Agreement on Import Licensing Procedures" adopted by the Committee on Import Licensing in 1995 (G/LIC/3) and the "Understanding on Procedures for the Review of Notifications submitted under the Agreement on Import Licensing Procedures" adopted on 23 October 1996 (G/LIC/4). The notification requirements are described in Table 6.2.

Table 6.2 Notification procedures for import licensing

No.	Notification requirement	Established in:	Type	Notification Category
1	Submission of full texts of relevant laws and regulations and any changes thereto	Article 8.2(b) of the Agreement; G/LIC/3	<i>One-off and ad hoc</i>	N/1
2	Sources in which information concerning import licensing procedures are published	Article 1.4(a) of the Agreement; G/LIC/3	<i>One-off and ad hoc</i>	N/1
3	New import licensing procedures and changes to existing procedures	Article 5 of the Agreement	<i>Ad hoc</i>	N/2
4	Reply to the Questionnaire on Import Licensing Procedures	Article 7.3 of the Agreement; G/LIC/2	Annual, by 30 September each year	N/3

Source: WTO Secretariat.

6.9. The N/1 notification requires a WTO Member to notify all relevant laws and regulations with regard to import licensing procedures as well as identify the source/publications containing such information. It contains both a one-off element (notification of existing laws and regulations and source/publications) and an ad hoc element (changes to laws and regulations thereafter). In theory, a WTO Member should have at least one N/1 submission, providing its laws and regulations on import licensing and indicating that its Government does not maintain any import licensing regime.

6.10. The N/2 notification is an obligation for Members to notify new licensing procedures or changes being made to existing procedures. It is ad hoc in nature and only due when specific circumstances occur. The N/3 notification obliges each Member to reply to a Questionnaire describing all import licensing procedures in place by 30 September every year.

6.11. As of 11 October 2016, 84 new notifications under the Agreement on Import Licensing have been received and circulated by the Secretariat. Of these, 24 were N/1 notifications from the following members: Tajikistan; Russian Federation; Bolivia, Plurinational State of; European Union; Macao, China; Afghanistan; Paraguay; Chinese Taipei; Seychelles; Brazil; Ecuador and Philippines.

6.12. The Committee also reviewed 17 N/2 notifications from the following members: Indonesia; Russian Federation; Argentina; Jamaica; El Salvador; European Union; Bolivia, Plurinational State of; Hong Kong, China; Paraguay; Brazil and Malaysia. Finally, 43 N/3 notifications have been received and reviewed from the following members: European Union; Russian Federation; Korea, Rep. of; Indonesia; Switzerland; Costa Rica; Kuwait, State of; Dominican Republic; Canada; Australia; India; Malaysia; Mali; Singapore; Colombia; Uruguay; Jamaica; Seychelles; El Salvador; Cameroon; Panama; Macao, China; Kazakhstan; Mauritius; Ukraine; Honduras; Chinese Taipei; Brazil; Cuba; Hong Kong, China; Japan; Jordan; Turkey and Philippines.

Rules of Origin

6.13. The Agreement on Rules of Origin contains two notification obligations, described in Table 6.3. Recent notifications have improved the overall compliance with notification obligations; about 70% of Members have already submitted information about their preferential or non-preferential rules of origin (or the absence thereof).

Table 6.3 Notification procedures for rules of origin

No.	Legal source	Notification requirement	Type
1	Article 5 of the Agreement	<u>Non-Preferential Rules of Origin</u> : All Members must submit a notification indicating: if they apply non-preferential rules of origin (informing what the rules are); or if they do not apply any non-preferential rules of origin. Changes to the legislation must also be notified.	One-off
2	Paragraph 4 of Annex II of the Agreement	<u>Preferential Rules of Origin</u> : Members only notify if they adopt new preferential rules of origin or if they make changes to existing preferential rules (e.g. new FTAs or other new trade preferences).	Ad hoc

Source: WTO Secretariat.

6.14. To date, 47 Members have notified the Committee that they do implement some type of non-preferential rules of origin; 56 Members have notified that they do not implement rules of origin for non-preferential purposes; whereas 35 Members have never submitted notifications to the Committee.

6.15. A recent development in the area of rules of origin in the WTO is the Ministerial Decision on Preferential Rules of Origin for LDCs (WT/L/917/Add.1), adopted during the meeting in Nairobi. The Nairobi Decision builds on the earlier 2013 Bali Ministerial Decision on preferential rules of origin by providing more detailed directions on specific issues, such as methods for determining when a product qualifies as “made in an LDC”, and when inputs from other sources can be “cumulated” — or combined together — into the consideration of origin. The provisions also call on preference-granting Members to consider simplifying documentary and procedural requirements related to origin as well as other measures to further streamline customs procedures. Implementation of the decision is expected to meaningfully facilitate exports from LDCs to developed and developing preference-granting Members.

Customs Valuation

6.16. Notifications in the area of customs valuation stem not only from the Agreement on Customs Valuation itself, but also from a number of Decisions that have been adopted by the Committee on Customs Valuation. There are five main notification requirements (Table 6.4).

Table 6.4 Notification procedures for customs valuation

No.	Notification requirement	Established in:	Type
1	Submission of complete texts of national legislation (laws, regulations, etc.)	Decision on the Notification and circulation of national legislation in accordance with Article 22 of the Agreement (G/VAL/5, B.2, paragraph (i))	One-off
2	Changes in laws and regulations on customs valuation	Article 22.2 of the Agreement on Customs Valuation	Ad hoc
3	Responses to the checklist of issues	Decision on the Checklist of Issues (G/VAL/5, B.3)	One-off
4	Decision on interest charges - Date of implementation	Decision on the treatment of interest charges in the customs value of imported goods (G/VAL/5, A.3, last paragraph)	One-off
5	Decision on Carrier Media (software) - Application of paragraph 2	Decision on the valuation of carrier media bearing software for data processing equipment (G/VAL/5, A.4, paragraph 2)	Ad hoc

Source: WTO Secretariat.

6.17. The notification requirements in the area of customs valuation are either one-off or *ad hoc*, which means that different approaches are required to estimate their level of compliance. In addition, any estimate must take into account that the European Union notifies on behalf a group of Members, and that this number has changed several times since the WTO entered into force.

6.18. Taking all these elements into account, the maximum number of one-off notifications as at 10 October 2016 cover 135 Members (counting the European Union as one). This denominator has been used to estimate the degree of compliance for the following notifications: (i) submission of the complete texts of national legislation; (ii) responses to the checklist of issues; and (iii) date of implementation of the Decision on the treatment of interest charges in the customs value of imported goods (Table 6.5).

6.19. Because *ad hoc* notifications are, by definition, only due when specific circumstances occur, there is no maximum number of notifications that can be used to estimate the overall degree of compliance. This is the case of the: (i) changes in laws and regulations on customs valuation; and (ii) application of paragraph 2 of the Decision on Carrier Media (software).

Table 6.5 Compliance in customs valuation notifications

No	Notification requirement	Compliance as of 15 October 2016
1	Submission of complete texts of national legislation (laws, regulations, etc.)	The large bulk of these notifications were received before 2003 and not many notifications have been received since then. The current compliance rate is approximately 73%, as 37 Members still need to fulfil this notification requirement.
2	Changes in laws and regulations on customs valuation	Since this is an <i>ad hoc</i> type of notification (i.e. a Member is only required to notify if there is a change in its national legislation), it is not possible to assess the level of compliance. Only 37 notifications of changes to their national legislation on customs valuation have been notified by 28 Members since 1995.
3	Responses to the checklist of issues	The large bulk of these notifications were received before 2003 and progress has been very slow since then. The current compliance level stands at approximately 49%, as 69 Members still need to fulfil this requirement.
4	Decision on interest charges - Date of implementation	The level of compliance of this notification is very low as 44 of the Members have submitted it. This means that 90 Members still need to notify the date in which they implemented the Decision on interest charges.
5	Decision on Carrier Media (software) - Application of paragraph 2	Since this is an <i>ad hoc</i> notification (i.e. a Member is only required to notify if it imports of carrier media bearing data and software are valued as provided for in paragraph 2 of the Decision), it is not possible to assess the level of compliance. To date, 41 Members have made this notification, but it is not possible to know whether there are Members applying the paragraph without having submitted the notification.

Source: WTO Secretariat.

Preshipment Inspection

6.20. Article 5 of the Agreement on Preshipment Inspection (PSI) provides that Members shall submit to the Secretariat copies of the laws and regulations by which they put the Agreement into force, as well as copies of any other laws and regulations relating to preshipment inspection. Changes in such laws and regulations shall also be notified immediately after their publication. Since the last report, two Members have submitted notifications relating to PSI to the Committee on Customs Valuation, which is the body responsible for administering the implementation of the PSI agreement (see Table 6.6).

Table 6.6 Compliance with PSI notifications

No	Notification requirement	Notifications received in 2016 (up to 17 October)
1	Submission of copies of laws and regulations putting the Agreement into force	No Member
2	Other laws and regulations relating to PSI	No Member
3	Changes in laws and regulations relating to PSI	No Member
4	Absence of laws and regulations on PSI	Two Members - Vanuatu and Kazakhstan

Source: WTO Secretariat.

Integrated Database

6.21. The submission of tariff and import information to the Integrated Database (IDB) is a notification requirement provided in the General Council Decision of 16 July 1997.¹²⁵ To overcome gaps in Members' notifications and delays in providing information to users the Committee on Market Access adopted in July 2009¹²⁶ a framework to enhance the IDB notifications' compliance. The decision gave the WTO Secretariat flexibility to collect missing information from official sources and after approval from the Member concerned, to include it in the IDB. Therefore, the information included in the IDB is either directly notified to the Secretariat by Members or collected by the Secretariat.

6.22. The IDB follows a unique pattern, as it is the only notifications' database in the WTO where Members have authorized the Secretariat to proactively collect missing information to assist them in complying with their notification requirements. Since the adoption of the IDB framework decision in 2009, the IDB completeness and timeliness have significantly improved. The IDB data collection policy could serve as an example of good-practice for other databases, as of the establishment of a network of data providers and a set of reliable data sources.

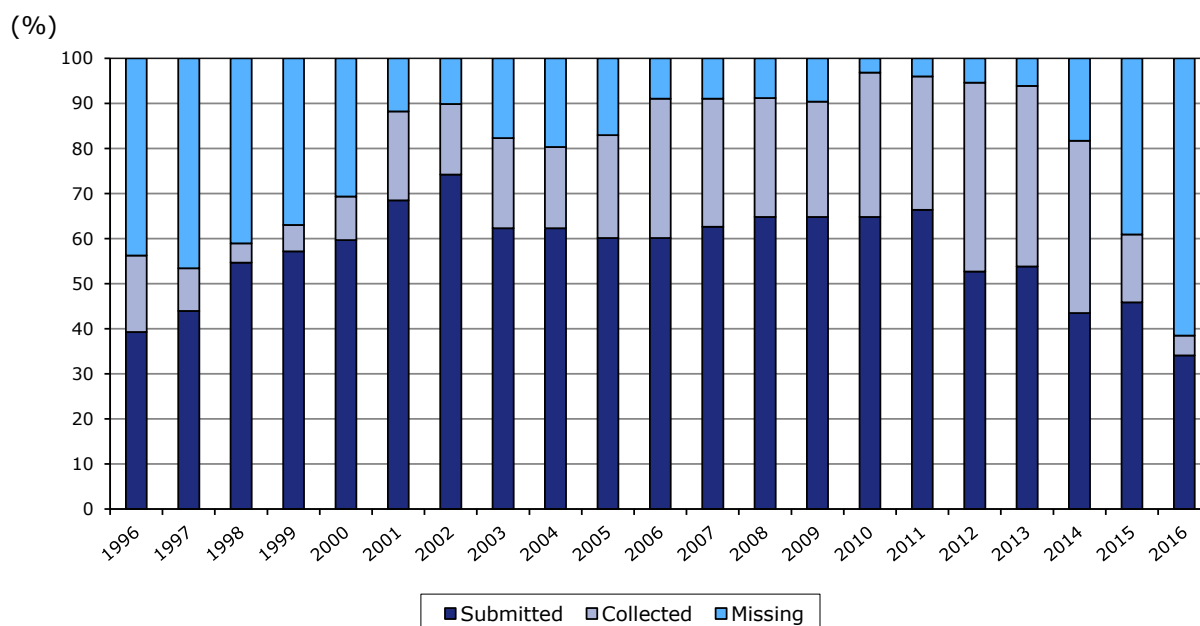
6.23. Charts 6.4 and 6.5 present the number of tariff and import notifications received by the IDB, and show the number of notifications directly submitted by Members or collected by the Secretariat.

6.24. As of October 2016, the yearly average coverage of IDB notifications was 79% for tariffs and 66% for imports. The highest year coverage for tariffs was in 2010 with 97% complete coverage. For imports, however, it was in 2006 with a data-coverage of 86%. As of the last IDB status of submissions¹²⁷, about 27 Members (of which 19 are developing) have complete tariff data up to the year 2014 and 23 Members (of which 15 are developing) have complete imports up to 2013. These same 23 Members have complete data for both tariff and imports.

¹²⁵ Document WT/L/225. The deadlines are 30 March for the tariff of the current year and 30 September for imports of the previous year (WTO document G/MA/IDB/1/Rev.1/Add.1, 4 December 1997).

¹²⁶ Document G/MA/239.

¹²⁷ Document G/MA/IDB/2/Rev.42 of 22 September 2015.

Chart 6.4 Completeness of IDB tariff notifications^a

a Data for 2016 cover January to October.

Note: The completeness of notifications is calculated on the number of Members' schedules and not on the number of WTO Members (i.e. European Union member States are included in the European Union schedule and Lichtenstein in Switzerland's schedule).

Source: WTO Secretariat.

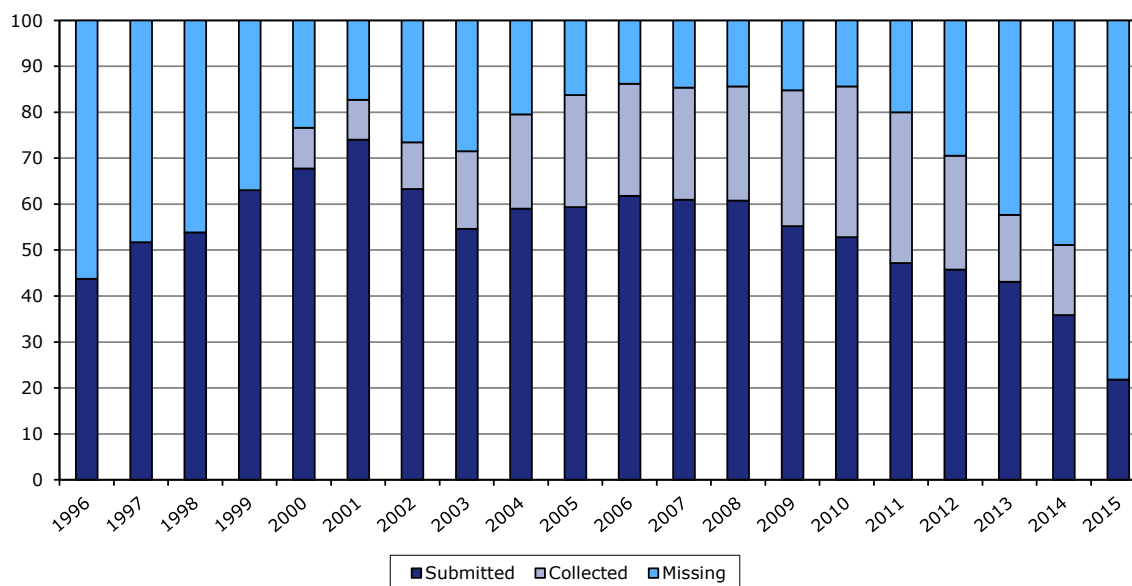
6.25. As shown in Chart 6.4, the IDB tariff coverage has been at more than 90% since 2006 until 2013. National submissions have priority over data collected from other sources and when valid, they supersede collected data. The completeness of import data is slightly lower (Chart 6.5) mainly because very few countries make available publicly detailed import statistics, making the Secretariat's work to find reliable sources of import statistics very challenging. Nonetheless, from 2004 to 2014, more than a quarter of IDB import statistics were collected by the Secretariat, with a peak in 2011 with more than 40% of imports collected.

6.26. The IDB notifications' timelines is illustrated in Table 6.7 where the percentage of data available within the years of the deadlines for tariffs and imports is provided since 2000. In cases where a valid submission has been received on time but was replaced or revised at a later date, the initial submission is included in the count of timely notification. The same is true for data collected within the deadline but eventually replaced either by a notification or by another framework-sourced data.¹²⁸ Timeliness has improved across the years especially for tariffs. In 2013, 75% of tariff data were submitted and/or collected on time. On the other hand, for imports, timeliness is a bigger issue. The timely notification and/or collection from another source have yielded generally less than half of expected data, except in 2010 when 50% of data were available by the deadline. Hence, on imports, more data awareness measures need to be undertaken by the Secretariat both in terms of proactive data gathering from alternative sources as well as urging Members to make their notifications in a timely manner. One measure that was put in place to address this issue is facilitating data notification through a dynamic, user-friendly and secure internet-based application which became operational during the second quarter of this year.

¹²⁸ The percentage of timely notifications is calculated as for the completeness, i.e. based on the number of expected schedules.

Chart 6.5 Completeness of IDB import notifications

(%)



Note: The completeness of notifications is calculated on the number of Members' schedules and not on the number of WTO Members (i.e. European Union member States are included in the European Union schedule and Lichtenstein in Switzerland's schedule).

Source: WTO Secretariat.

Table 6.7 Percentage of IDB data available within the year of the deadline^a

(% of expected schedules)

	2000	2001	2002	2003	2004	2005	2006	2007	2008	2009	2010	2011	2012	2013	2014	2015	2016
Tariff	26	33	42	32	31	28	24	22	26	38	53	69	62	75	51	50	41
Imports	29	34	29	27	19	17	22	21	31	27	50	45	43	38	21	22	n.a.

a The numbers slightly differ from those reported in the past as the review of some submissions indicated that data were not suitable for inclusion in the IDB because of technical problems.

n.a. Not applicable.

Source: IDB, 5 October 2016.

6.27. The notification of non-MFN regimes to the IDB, mostly the preferential tariffs resulting from FTAs and RTAs is becoming more regular. During 2015 and 2016, 69% of applied tariff notifications included at least a non-MFN tariff regime, usually a preferential tariff regime. This information is of great value and the revised status of submissions document circulated on paper during the Committee on Market Access regular meeting reflect these additional data. The old format which includes the status of submission from 1996 for all Members and all years is now only available electronically.

Anti-Dumping

6.28. Pursuant to Article 16.4 of the Agreement on the Implementation of Article VI of GATT 1994 ("the Anti-Dumping Agreement"), all Members are required to submit to the Committee on Anti-Dumping Practices, on a semi-annual basis, reports of any anti-dumping actions taken within the preceding six months, using an agreed standard form. Members that have not established an authority competent to conduct anti-dumping investigations have the option to make a one-time "nil" notification, valid unless and until they establish an investigating authority, in lieu of submitting nil notifications each six months.

6.29. Approximately 45 Members (counting the European Union as a single Member) regularly submit semi-annual reports, either of anti-dumping actions taken, or of no actions having been taken, during the preceding six months. Forty-seven Members have submitted one-time nil notifications. The remaining (approximately 40) Members generally fail to submit semi-annual reports in respect of anti-dumping actions.

Subsidies and Countervailing Measures

6.30. The trends in the status of compliance with the obligation to notify subsidies to the Committee on Subsidies and Countervailing Measures under Article 25.1 during the period 1995-2015 are shown in Table 6.8. Subsidy notifications are required every two years and the most recent notifications were due on 30 June 2015. Further notifications for this period are expected to be received. The share of Members that have notified subsidies has remained between 39% and 50% between 1995 and 2013.¹²⁹ The share of Members that made a "nil" notification fell significantly over the same period. Excluding 1995 and 2015, the share of Members making the required notifications has not exceeded 70%, and generally has hovered around 57%. Conversely, the share of Members not making any notification registered a substantial increase since 1995, from 27% to 44%, albeit with some intervening fluctuations.

Table 6.8 Status of subsidy notifications

New and full subsidy notification	1995	1998	2001	2003	2005	2007	2009	2011	2013	2015
	% share of total									
Members that notified subsidies	50	39	44	44	46	47	46	46	44	24
Members that made a "nil" notification	23	15	15	12	11	10	15	16	15	4
Sub-total notifying Members	73	54	59	56	57	57	61	62	59	28
Members that did not make any notification	27	46	41	44	43	43	39	38	41	72

Source: WTO Secretariat.

6.31. Pursuant to Article 25.11 of the SCM Agreement, all Members are required to submit to the SCM Committee, on a semi-annual basis, reports of any countervailing duty actions taken within the preceding six months using an agreed standard form. Members that have not established an authority competent to conduct countervailing duty investigations have the option to make a one-time "nil" notification, valid unless and until they establish an investigating authority, in lieu of submitting nil notifications each six months.

6.32. Approximately 45 Members (counting the European Union as a single Member) regularly submit semi-annual reports, either of countervailing duty actions taken, or of no actions having been taken, during the preceding six months. Thirty-four Members have submitted one-time nil notifications. The remaining (approximately 57) Members generally fail to submit semi-annual reports in respect of countervailing duty actions.

¹²⁹ For purposes of this Section, the European Union is counted as one Member.

State Trading Enterprises

6.33. Notifications related to state trading enterprises are reviewed by the Working Party on State Trading Enterprises on behalf of the CTG. In July 2012, the Council agreed to extend indefinitely the new biannual frequency of new and full notifications. Thus, all WTO Members must notify their state trading enterprises every two years, with no updating notifications in the intervening years.

6.34. Table 6.9 presents notifications received for the years in which a new and full notification was due. The table shows a declining trend in total notifications over the period examined, which has accentuated over the past few years. Although it is likely that additional notifications will be received for more recent periods, it remains clear that compliance with this notification requirement has been deteriorating.

Table 6.9 Status of STE notifications^a

New and full STE notification	% share of total									
	1995	1998	2001	2004	2006	2008	2010	2012	2014	2016
Members submitting notifications (including "nil" notifications)	67	54	55	50	48	49	49	42	37	28

a As at 10 October 2016

Source: WTO Secretariat.

Balance-of-Payments Restrictions

6.35. Notification obligations in relation to restrictions to safeguard a country's balance of payments stem from Articles XII and XVIII of the GATT 1994 and the Understanding on Balance-of-Payments (BOP) Provisions (described in Table 6.10).

Table 6.10 Notification procedures for BOPs restrictions

Legal source	Notification requirement	Type
GATT Article XII:4(a)	Any Member applying new restrictions or raising the general level of restrictions by a substantial intensification of the measures applied under this Article shall immediately after instituting or intensifying such restrictions (or, in circumstances in which prior consultation is practicable, before doing so) consult with Members as to the nature of its balance of payments difficulties, alternative corrective measures which may be available, and the possible effect of the restrictions on the economies of other Members.	<i>Ad hoc</i> , followed by annual consultations
GATT Article XVIII:12(a)		<i>Ad hoc</i> , followed by biennial consultations
Understanding on BOP Provisions, para. 9	A Member shall notify to the General Council the introduction of or any changes in the application of restrictive import measures taken for balance-of-payments purposes, as well as any modifications in time-schedules for the removal of such measures as announced under paragraph 1. Significant changes shall be notified to the General Council prior to or not later than 30 days after their announcement.	<i>Ad hoc</i> , followed by a yearly consolidated notification

Source: WTO Secretariat.

6.36. In 2016, the BOP Committee received notifications from two Members, Ukraine (WT/BOP/N/80) under GATT Article XII, and Ecuador (WT/BOP/N/81, WT/BOP/N/82, WT/BOP/G/24) under GATT Article XVIII.

Regional Trade Agreements

6.37. The improvements made in the notifications of RTAs noted in last year's overview continued through 2016. The improvements are due largely to a simplification of the various notification formats and active efforts by the Chairman of the Committee on Regional Trade Agreements (CRTA) and the WTO Secretariat in monitoring RTAs and reminding Members of their notification obligations. Following an announcement by the Chairman at the CRTA meeting of 28 and 29 June 2011, the Secretariat has continued to circulate a list of agreements that have been

verified by their parties as being in force, but not notified to the WTO, as a working document in advance of all CRTA meetings. The most recent of these, circulated on 22 September 2016, contained 83 such agreements.¹³⁰ The response by Members has been positive with some 50 RTAs being notified as a result. The Secretariat continues to remind Members of their notification obligations by keeping track of dates of signature and entry into force of agreements and verifying these with Members. The notification tables included in each factual presentation prepared by the Secretariat and requests by Members to notify at each CRTA meeting have also been helpful in improving notifications. The Secretariat is aware of (but has not yet verified) some 30 other agreements that continue to be in force and are not yet notified to the WTO.

Preferential Trade Arrangements

6.38. Under the Transparency Mechanism for Preferential Trade Arrangements (PTAs), which was established in December 2010¹³¹, newly notified PTAs are to be considered in dedicated sessions of the Committee on Trade and Development (CTD), on the basis of Secretariat-prepared factual presentations. Since the establishment of the Transparency Mechanism, seven PTAs have been notified to the WTO. Two of these have been considered by the CTD meeting in dedicated session, while for several others the notifying Members have yet to provide to the Secretariat the full set of data required for the preparation of the factual presentations. The CTD Chairman provides an update at each CTD meeting on the PTAs that are to be considered in dedicated sessions, and urges the notifying Members to provide the data as soon as possible.

6.39. The Transparency Mechanism for PTAs also stipulates that an electronic database on individual PTAs is to be maintained by the Secretariat. The Database on PTAs¹³² currently contains information on 30 PTAs. Table 6.11 provides an overview of the PTAs included in the database, which is updated based on the information provided by the Members implementing PTAs. The CTD Chairman has urged Members to ensure that they are up to date with their notification and information requirements and has invited them to remain in touch with the Secretariat on this matter.

Table 6.11 Preferential Trade Arrangements of WTO Members

WTO Member	Number of PTAs	Name or description of PTA
Australia	2	Generalized System of Preferences South Pacific Regional Trade and Economic Cooperation Agreement ^a
Canada	2	Generalized System of Preferences Commonwealth Caribbean Countries Tariff
Chile	1	Duty-free treatment for LDCs
China	1	Duty-free treatment for LDCs
European Union	4	Generalized System of Preferences Trade preferences for countries of the Western Balkans Trade preferences for Pakistan ^b Trade preferences for the Republic of Moldova ^c
Iceland	1	Generalized System of Preferences
India	1	Duty-Free Tariff Preference Scheme for LDCs
Japan	1	Generalized System of Preferences
Kazakhstan	1	Generalized System of Preferences
Republic of Korea	1	Preferential Tariff for LDCs
Kyrgyz Republic	1	Duty-free treatment for LDCs
Morocco	1	Duty-free treatment for African LDCs
New Zealand	2	Generalized System of Preferences South Pacific Regional Trade and Economic Cooperation Agreement ^a
Norway	1	Generalized System of Preferences
Russian Federation	1	Generalized System of Preferences
Switzerland	1	Generalized System of Preferences
Chinese Taipei	1	Duty-free treatment for LDCs
Tajikistan	1	Duty-free treatment for LDCs
Thailand	1	Duty-free treatment for LDCs
Turkey	1	Generalized System of Preferences

¹³⁰ WTO document WT/REG/W/107, 22 September 2016.

¹³¹ WTO document WT/L/806, 16 December 2010.

¹³² Viewed at: <http://ptadb.wto.org>

WTO Member	Number of PTAs	Name or description of PTA
United States	5	African Growth and Opportunity Act
		Andean Trade Preference Act ^d
		Caribbean Basin Economic Recovery Act
		Former Trust Territory of the Pacific Islands
		Generalized System of Preferences

- a Australia and New Zealand both provide preferences under this PTA.
b The preferences granted under this PTA expired on 31 December 2013.
c The preferences granted under this PTA expired on 31 December 2015.
d The preferences granted under this PTA expired on 31 July 2013.

Source: Database on Preferential Trade Arrangements.

Government Procurement

6.40. To ensure the transparency and predictability of its Parties' procurement regimes, the Government Procurement Agreement sets out notification obligations for its Parties in five areas: (i) national implementing legislation on government procurement; (ii) procurement thresholds in national currencies; (iii) statistics on procurement activities; (iv) modifications to schedules of commitments; and (v) media for the publication of procurement-related information.

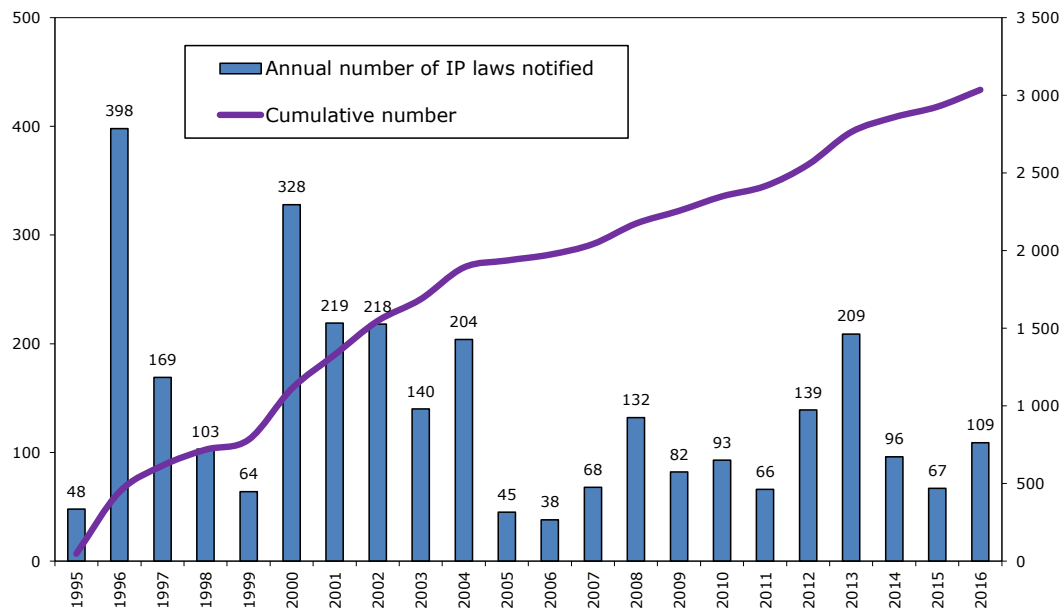
6.41. Numerous notifications are made during the year pursuant to each of these requirements. Some of the foregoing obligations have been simplified in the recent revision of the Agreement to facilitate the use of electronic tools in providing relevant information. This is expected to facilitate more timely compliance with reporting responsibilities over time.

Transparency of Trade-Related IP Measures

6.42. The TRIPS Agreement requires WTO Members to notify to the Council for TRIPS their IP laws and regulations, establish and notify contact points in their administrations for the purposes of cooperation with each other aimed at the elimination of trade in infringing goods, and notify the Council in the event that they wish to avail themselves of certain possibilities provided for in the TRIPS Agreement that relate to the substantive obligations. Additionally, Members have undertaken to provide information on how they meet TRIPS obligations by responding to a Checklist of Issues on Enforcement. Developed country Members also agreed to provide certain information and make notifications which are not specifically provided for in the Agreement, including on technical cooperation and transfer of technology incentives for the benefit of LDCs.

6.43. The bulk of notifications are laws and regulations notified pursuant to Article 63.2.¹³³ Chart 6.3 below provides information on laws and regulations notified from 1995 to 15 October 2016. Notifications peaked in 1996, when developed country Members notified existing laws or amendments that implemented the TRIPS Agreement. Notifications of laws and regulations from 2000 onwards have been predominately from developing countries and recently-acceded Members. The most recent rise in notifications also corresponds to a trend of diverse approaches by Members to the revision and updating of their IP legal and policy settings so as to respond to changing economic, technological and social dimensions of IP in the national development and economic context. As the chart shows, the cumulative total of laws and regulations notified as of 15 October 2016 was 3,035 legal texts, representing a wide array of distinct national means of adapting and applying TRIPS standards according to their national priorities and wider policy frameworks.

¹³³ Circulated in the IP/N/- series of documents.

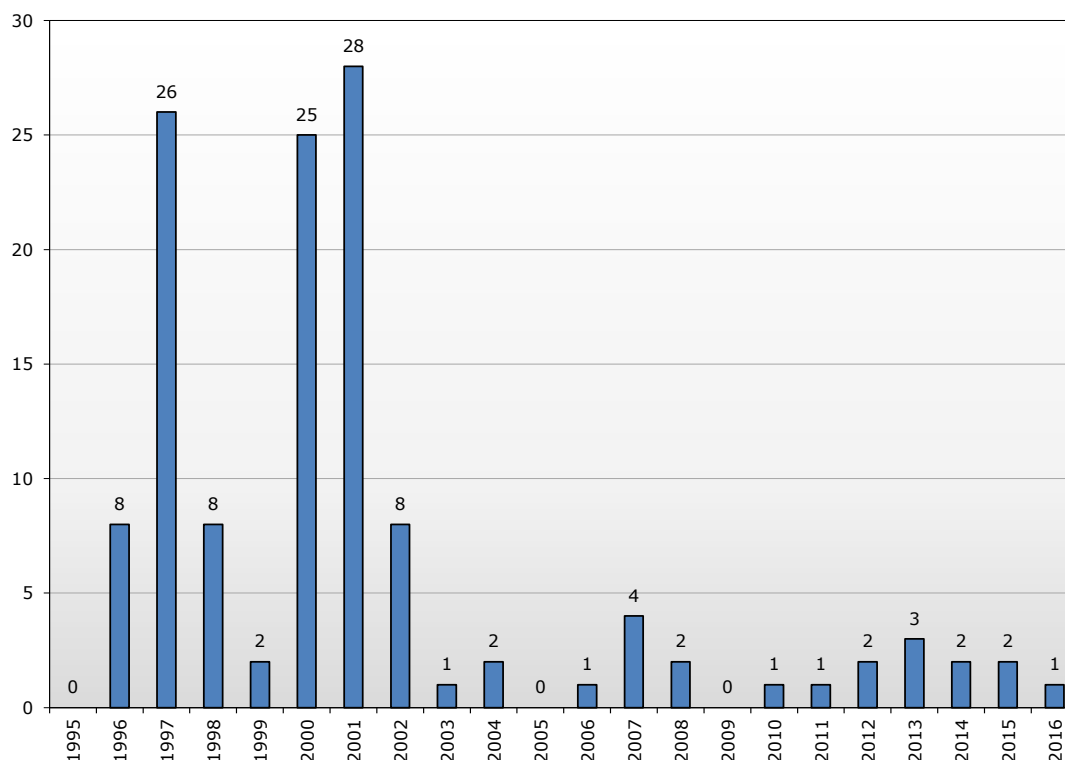
Chart 6.6 TRIPS Notifications 1995 – 15 October 2016

Source: WTO Secretariat.

Enforcement Checklists

6.44. The Checklist of Issues on Enforcement provides unique information on national measures with a significant trade policy component, especially in relation to border measures. Since 1995, Members have deposited a total of 175 Responses to the Checklist.¹³⁴ Chart 6.7 below shows the checklists submitted until mid-October 2016. Notifications peaked in 1997 and 200-2001, when developed-country and developing-country Members deposited their respective Checklists.

¹³⁴ Circulated in the IP/N/6/- series of documents.

Chart 6.7 Notifications of TRIPS Enforcement Checklists 1995 -15 October 2016

Source: WTO Secretariat.

6.45. Few original WTO Members have notified revisions to their checklists; the latest was Switzerland, which submitted an updated version of its original Checklist.¹³⁵ During the reporting period, Thailand and Sri Lanka submitted their Checklists.¹³⁶ Seychelles, a recently-acceded Member, submitted its Checklist in April 2016.¹³⁷

eTRIPS

6.46. The Secretariat continues developing an information management system to enable streamlined and more efficient processing of legislative notifications and enforcement checklists, along with other types of TRIPS information, with the goal of providing an improved information service for Members to make effective use of the notified materials including for capacity building and support for policy discussions.

Services

6.47. From mid-October 2015 to mid-October 2016, 19 notifications in total were made under GATS Article III:3 by five WTO Members (counting the EU as one). As indicated in previous reports, GATS Article III:3 requires each Member to notify to the Council for Trade in Services at least annually any regulatory changes that significantly affect trade in services covered by its specific commitments. However, compliance with this obligation has been *de facto* left to Members' discretion. Some of the notifications continued to be made under the caveat that "there is no common understanding among WTO Members on when a measure 'significantly affects trade in services' within the meaning of GATS Article III:3" and that "the notified measures may be relevant to trade in services without prejudice to the interpretation of the phrase 'significantly affect trade in services' in Article III:3".

¹³⁵ IP/N/6/CHE/1 and IP/N/6/CHE/2

¹³⁶ IP/N/6/LKA/1 and IP/N/6/THA/1

¹³⁷ IP/N/6/SYC/1

6.48. During the same reporting period, eight agreements concerning economic integration in services were notified under GATS Article V:7, which involve 11 WTO Members (counting the EU as one). These agreements were subject to examination in the Committee on Regional Trade Agreements.

6.49. There were no notifications received under other GATS provisions during this period.

ANNEX 1**MEASURES FACILITATING TRADE¹³⁸**

(MID-OCTOBER 2015 TO MID-OCTOBER 2016)

Confirmed information¹³⁹

Measure	Source/Date	Status
Angola		
Temporary elimination on import tariffs on horse mackerel fish (HS 0302), under an import quota of 90,000 tonnes	Presidential Decree No. 20/16 (January 2016)	Effective 1 January 2016 to 31 December 2016
Argentina		
Elimination of export duties on live animals; animal products; vegetable products; animal or vegetable fats and oils; prepared foodstuffs; raw hides and skins; leather; wood and articles of wood; paper and paperboard; silk; wool; cotton (NCM Chapters 01 to 24; 41 to 53). Reduction of export duties for certain products, e.g. soya, soya-bean oils, soya products; certain raw hides and skins (NCM 1201; 1507; 1517; 2302; 2304; 2308; 4101; 4102; 4103; 4104)	Permanent Delegation of Argentina to the WTO (31 May 2016), Decretos Nos. 133/2015 Ministerio de Agroindustria (16 December 2015) and 361/2016 (16 February 2016), and 640/2016 (2 May 2016)	Effective 16 December 2015
Elimination of export duties on merchandise products (NCM Chapters 28 to 40; 54 to 76; and 78 to 96). Export duties set at 32% for biodiesel (NCM 3826.00.00) and set at 5% for ferrous waste and scrap (NCM 7204)	Permanent Delegation of Argentina to the WTO (31 May 2016) and Decreto No. 60/2015 Ministerio de Producción (18 December 2015)	Effective 21 December 2015
Reduction of import tariffs (from 10% to 2%) on fluorides of aluminium (NCM 2826.12.00)	Permanent Delegation of Argentina to the WTO (31 May 2016) and Decreto No. 5/2016 Comercio Exterior (18 January 2016)	Effective 19 January 2016
Elimination of the enforcement requirements established by the Secretariat of Foreign Trade of the Ministry of the Economy in October 2015 for certain products, e.g. foodstuffs, beverages, perfumery, cosmetics, and personal hygiene (NCM Chapters 16; 17; 18; 19; 20; 21; 22; 34; 38)	Permanent Delegation of Argentina to the WTO (31 May 2016) and Resolución No. 6/2016 Ministerio de Producción – Secretaría de Comercio (27 January 2016)	Effective 28 January 2016
Elimination of export duties on mineral products; anthracite; bituminous coal; coal; peat (including peat litter), whether or not agglomerated; certain bitumen and asphalt; silk; wool, fine or coarse animal hair, horsehair yarn and woven fabric; cotton, and other vegetable textile fibres (NCM Chapters 25; 26; 50; 51; 52; 53; 2701.11.00; 2701.12.00; 2701.19.00; 2703.00.00; 2714.90.00)	Permanent Delegation of Argentina to the WTO (31 May 2016), Decretos Nos. 349/2016 (12 February 2016) and 361/2016 (16 February 2016)	Effective 12 February 2016

¹³⁸ The inclusion of any measure in this Annex implies no judgement by the WTO Secretariat on whether or not such measure, or its intent, is protectionist in nature. Moreover, nothing in the Annex implies any judgement, either direct or indirect, on the consistency of any measure referred to with the provisions of any WTO agreement.

¹³⁹ This section includes information which has either been provided by the Member concerned or has been confirmed at the request of the Secretariat.

Measure	Source/Date	Status
Temporary elimination of import tariffs on certain machinery, equipment and goods not locally produced (NCM Chapters 39; 70; 72; 73; 74; 84; 85) destined for new projects for the production of renewable energy (<i>Régimen de Fomento de las Energías Renovables</i>)	Resoluciones Conjuntas Nos. 123/2016 - 313/2016 (5 July 2016) and 1-E/2016 (1 September 2016) Ministerio de Energía y Minería - Ministerio de Producción	
Increase of the deadlines (from 365 calendar days to 1,825 calendar days) for exporters to register the foreign currency originating from export operations (all sectors) with the financial system	Permanent Delegation of Argentina to the WTO (12 October 2016) and Resolución Secretaría de Comercio No. 242-E/2016 Ministerio de Producción (29 August 2016)	Effective August 2016
Azerbaijan		
Elimination of export licensing requirements on alcoholic beverages, ethyl spirits and tobacco products (HS 2203; 2204; 2205; 2206; 2207; 2208; 24)	Permanent Delegation of Azerbaijan (26 April 2016)	
Elimination of import licensing requirements on alcoholic beverages, ethyl spirits and tobacco products (HS 2203; 2204; 2205; 2206; 2207; 2208; 24)	Permanent Delegation of Azerbaijan (26 April 2016)	
Trade facilitation measures for imports through the introduction of simplified licensing requirements and reduction of issuance time period (from 15 to 10 working days). Import licences are now issued on a permanent basis	Permanent Delegation of Azerbaijan (26 April 2016)	
Trade facilitation measures for imports through the introduction of simplified customs declaration forms and electronic customs declaration forms	Permanent Delegation of Azerbaijan (26 April 2016)	
Trade facilitation measures for exports shortening the time of issuance of certificates of origin (from three working days to one)	Permanent Delegation of Azerbaijan (26 April 2016)	
Bosnia and Herzegovina		
Implementation of trade facilitation measures through the establishment of the ASYCUDA World Application for imports	Permanent Delegation of Bosnia and Herzegovina to the WTO (11 October 2016)	Effective December 2015
Implementation of trade facilitation measures through the establishment of the ASYCUDA World Application for exports	Permanent Delegation of Bosnia and Herzegovina to the WTO (11 October 2016)	Effective December 2015
Brazil		
Pilot project on customs clearance for imports using electronic documentation and electronic certification implemented in customs in Paranaguá Port, Brasília Airport, Belo Horizonte Inspectorate and Pecém Port	Permanent Delegation of Brazil to the WTO (27 May 2016)	Effective 20 December 2015

Measure	Source/Date	Status
Temporary reduction of import tariffs (to 2%) on 1,104 capital goods tariff lines (in NCM Chapters 82; 84; 85; 86; 90) and 110 informatics and telecommunications tariff lines, through the "ex-out" regime (mechanism designed to temporarily reduce import tariffs on capital goods and informatics and telecommunication equipment not locally produced)	Permanent Delegation of Brazil to the WTO (27 May 2016); Camex Resolutions Nos. 100/2015, 101/2015 (26 October 2015), 6/2016, 7/2016 (26 January 2016), 8/2016, 9/2016 (18 February 2016), 21/2016, 22/2016 (24 March 2016) and 33/2016, 34/2016 (20 April 2016)	Effective until 31 December 2017
Temporary elimination of import tariffs on p-Xylene (NCM 2902.43.00), under an import quota of 90,000 tonnes (effective 26 November 2015 to 23 May 2016). Temporary reduction (to 2%) of import tariffs on sardines, brisling or sprats (NCM 0303.53.00), under an import quota of 30,000 tonnes (effective 30 October 2015 to 26 April 2016); certain amino-resins (NCM 3909.30.20), under an import quota of 52,500 tonnes (effective 30 October 2015 to 26 April 2016); certain chemical products (NCM 3808.91.95), under an import quota of 1,250 tonnes (effective 30 October 2015 to 29 October 2016); and certain polyesters (NCM 3907.99.99), under an import quota of 3,200 tonnes (effective 30 October 2015 to 29 October 2016)	Permanent Delegation of Brazil to the WTO (14 October 2016); Camex Resolutions Nos. 96/2015 (26 October 2015), 102/2015, 103/2015 (29 October 2015), 39/2016 (20 April 2016); and Secex Portarias Nos. 76/2015 (28 October 2015), 77/2015 and 78/2015 (29 October 2015)	Effective: see individual dates in measure. On April 2016, tariff elimination for p-Xylene extended from 24 May 2016 until 19 November 2016
Elimination of import tariffs on certain vehicles, with spark-ignition internal combustion reciprocating piston engines (NCM 8703.90.00)	Permanent Delegation of Brazil to the WTO (27 May 2016) and Camex Resolution No. 97/2015 (26 October 2015)	Effective 27 October 2015
Temporary reduction (to 2%) of import tariffs on parts suitable for use on lifts, skip hoists or escalators (NCM 8431.31.10) and static converters (NCM 8504.40.90), through the "ex-out" regime	Permanent Delegation of Brazil to the WTO (27 May 2016) and Camex Resolutions Nos. 112/2015 (24 November 2015) and 34/2016 (20 April 2016)	Effective until 31 December 2016
Temporary reduction (to 2%) of import tariffs on 843 capital goods tariff lines (NCM Chapters 73; 84; 85; 86; 90) and 92 informatics and telecommunications goods tariff lines. Temporary elimination of import tariffs on 10 capital goods tariff lines, through the "ex-out" regime	Permanent Delegation of Brazil to the WTO (27 May 2016); Camex Resolutions Nos. 111/2015, 112/2015 (24 November 2015), 116/2015 and 117/2015 (17 December 2015)	Effective until 30 June 2017

Measure	Source/Date	Status
Temporary reduction of import tariffs (to 2%) on other phosphates of calcium (NCM 2835.26.00), under an import quota of 25,000 tonnes (effective 18 December 2015 to 17 December 2016); disodium sulphates (NCM 2833.11.10), under an import quota of 455,000 tonnes (effective 31 December 2015 to 27 June 2016); carboxamide-function compounds (NCM 2924.19.22), under an import quota of 5,300 tonnes (effective 11 January 2016 to 10 January 2017); isocyanates (NCM 2929.10.10), under an import quota of 23,000 tonnes (effective 11 January 2016 to 10 January 2017); artificial staple fibres, not carded, combed or otherwise processed for spinning of viscose rayon (NCM 5504.10.00), under an import quota of 20,000 tonnes (effective 11 January 2016 to 10 January 2017); other amino-resins (NCM 3909.30.20), under an import quota of 52,500 tonnes (effective 27 April 2016 to 26 October 2016); titanium oxides (NCM 2823.00.10), under an import quota of 8,000 tonnes (effective 16 January 2016 to 15 January 2017); rectangular (including square) aluminium plates, sheets and strip, of a thickness exceeding 0.2 mm of aluminium alloys (NCM 7606.12.90), under an import quota of 2,937 tonnes (effective 31 January 2016 to 30 January 2017); and not backed aluminium foil rolled but not further worked (NCM 7607.11.90), under an import quota of 2,137 tonnes (effective 31 January 2016 to 30 January 2017). Temporary elimination of import tariffs on antisera and other blood fractions and modified immunological products, whether or not obtained by means of biotechnological processes (NCM 3002.10.29), under an import quota of 500 grams (effective 11 January 2016 to 10 January 2017)	Permanent Delegation of Brazil to the WTO (27 May 2016); Camex Resolutions Nos. 122/2015 (17 December 2015), 123/2015 (30 December 2015), 1/2016 (8 January 2016) and Secex Portarias Nos. 85/2015 (18 December 2015), 1/2016 (4 January 2016), 2/2016, 3/2016, 4/2016, 5/2016 (12 January 2016)	Effective: see individual dates in measure
Reduction of import tariffs (from 10% to 2%) on certain sulphates of barium (NCM 2833.27.10) and (from 14% to 2%) certain sulphonated, nitrated or nitrosated derivatives of hydrocarbons, whether or not halogenated (NCM 2904.90.14); and certain esters of other inorganic acids of non-metals (excluding esters of hydrogen halides) and their salts, their halogenated, sulphonated, nitrated or nitrosated derivatives (<i>propargite</i>) (NCM 2920.90.22)	Permanent Delegation of Brazil to the WTO (27 May 2016) and Camex Resolution No. 4/2016 (26 January 2016)	Effective 27 January 2016
Creation of new tariff lines resulting in the reduction of import tariffs (from 8% to zero) on certain pharmaceutical products (NCM 3004.90.69); (from 14% to zero) on certain insecticides (NCM 3808.91.91); and (from 30% to 14%) on injection or compression types moulds for rubber or plastics (NCM 8480.71.00)	Permanent Delegation of Brazil to the WTO (27 May 2016) and Camex Resolution No. 31/2016 (31 March 2016)	Effective 1 April 2016
Temporary elimination of import tariffs on antisera (<i>soroalbumina humana</i>) (NCM 3002.10.37), under an import quota of 240,780 flasks of 10 grams (effective 4 April 2016 to 3 October 2016); methanol (methyl alcohol) (NCM 2905.11.00), under an import quota of 225,000 tonnes (effective 4 April 2016 to 3 October 2016); and maize (NCM 1005.90.10), under an import quota of 1 million tonnes (effective 22 April 2016 to 18 October 2016). Temporary reduction (to 2%) of import tariffs on casein (NCM 3501.10.00), under an import quota of 1,900 tonnes (effective 4 April 2016 to 3 April 2017); and vinyl chloride-vinyl acetate copolymers (NCM 3904.30.00), under an import quota of 5,000 tonnes (effective 4 April 2016 to 3 April 2017)	Permanent Delegation of Brazil to the WTO (27 May 2016), Camex Resolutions Nos. 28/2016 (24 March 2016), 32/2016 (1 April 2016), 40/2016 (20 April 2016) and 95/2016 (10 October 2016) and Secex Portarias Nos. 15/2016 (30 March 2016), 18/2016 (6 April 2016) and 20/2016 (25 April 2016)	Effective: see individual dates in measure. On 11 October 2016, tariff elimination for maize extended until 31 December 2016
Elimination of import taxes on corn (NCM 1005), under an import quota of 1 million tonnes	Permanent Delegation of Brazil to the WTO (27 May 2016)	Effective 20 April 2016

Measure	Source/Date	Status
Temporary reduction (to 2%) of import tariffs on palm kernel or babassu oil (NCM 1513.29.10), under an import quota of 224,785 tonnes; barium carbonate (NCM 2836.60.00), under an import quota of 7,300 tonnes; and photographic film in rolls for x-ray (NCM 3702.10.20), under an import quota of 1,000 tonnes	Permanent Delegation of Brazil to the WTO (27 May 2016), Camex Resolutions Nos. 41/2016 and 43/2016 (5 May 2016), and Secex Portaria No. 22/2016 (9 May 2016)	Effective 6 May 2016 to 5 May 2017
Temporary reduction (to 2%) of import tariffs on disodium sulphate (NCM 2833.11.10), under an import quota of 455,000 tonnes (effective 28 June 2016 to 27 December 2016); on sardines (NCM 0303.53.00), under an import quota of 30,000 tonnes (effective 15 June 2016 to 14 December 2016); on acyclic monoamines and their derivatives, salts thereof (NCM 2921.19.23), under an import quota of 26,282 tonnes (effective 23 July 2016 to 22 July 2017); on nickel not alloyed (<i>catodos</i>) (NCM 7502.10.10), under an import quota of 3,600 tonnes (effective 15 June 2016 to 11 December 2016)	Permanent Delegation of Brazil to the WTO (14 October 2016), Camex Resolutions Nos. 43/2016 (5 May 2016), 44/2016, 45/2016, 46/2016 (14 June 2016) and Secex Portarias Nos. 3/2016 (9 May 2016), 32/2016, 33/2016 (16 June 2016)	Effective: see individual dates in measure
Temporary reduction (to 2%) of import tariffs on 983 capital goods tariff lines (NCM Chapters 84; 85; 89; 90; 94) and 47 informatics and telecommunications goods tariff lines, through the "ex-out" regime	Permanent Delegation of Brazil to the WTO (14 October 2016), Camex Resolutions Nos. 47/2016, 48/2016, 55/2016, 56/2016 (23 June 2016), 63/2016 and 64/2016 (20 July 2016)	Effective until 31 December 2017
Decrease of import tariffs (from 10% to 2%) on certain barium carbonate (NCM 2836.60.10) (effective 24 June 2016) and (from 14% to 2%) on sulphonamides (NCM 2935.00.94) (effective 1 July 2016). Elimination of import tariffs on kidney beans, including white pea beans (<i>phaseolus vulgaris</i>) (NCM 0713.33.19; 0713.33.99) (effective 24 June 2016)	Permanent Delegation of Brazil to the WTO (14 October 2016) and Camex Resolutions Nos. 53/2016 and 58/2016 (23 June 2016)	Effective: see individual dates in measure
Decrease of import tariffs (from 14% to 2%) on pentaerythritol (NCM 2905.42.00), (from 12% to 2%) on tall oil (NCM 3803.00.10) and (from 16% to 2%) on other variable resistors, including rheostats and potentiometers (NCM 8533.40.11)	Permanent Delegation of Brazil to the WTO (14 October 2016) and Camex Resolution No. 73/2016 (20 July 2016)	Effective 20 July 2016
Temporary reduction (to 2%) of import tariffs on other yarn single: of viscose rayon, untwisted or with a twist not exceeding 120 turns per metre (NCM 5403.31.00), under an import quota of 624 tonnes. Temporary elimination of import tariffs on certain vaccines for human (<i>papillomavirus</i>) (NCM 3002.20.29), under an import quota of 3 million doses; and on certain vaccines for human (<i>tétano</i>) (NCM 3002.20.27), under an import quota of 2.5 million doses	Permanent Delegation of Brazil to the WTO (14 October 2016), Camex Resolution No. 76/2016 (19 August 2016) and Secex Portaria No. 40/2016 (23 August 2016)	Effective 22 August 2016 to 17 February 2017
Pilot project on digital certificate of origin for exports of certain Brazilian and Argentinian exporters	Permanent Delegation of Brazil to the WTO (14 October 2016)	Effective 10 October 2016

Measure	Source/Date	Status
Temporary reduction (to 2%) of import tariffs on 228 capital goods tariff lines (NCM Chapters 82; 84; 85; 86; 90; 94) and 10 informatics and telecommunications goods tariff lines (NCM 8473.30.11; 8517.62.59; 8517.69.00; 8534.00.51; 8543.70.99; 8537.10.20), through the "ex-out" regime	Camex Resolutions Nos. 81/2016 (28 September 2016) and 91/2016 (27 September 2016)	Effective until 30 June 2018
Canada		
Elimination of import tariffs on certain products used in manufacturing (11 tariff lines), e.g. wood handles for brooms/mops, metal heads for handheld yard tools, embossed aluminium cans for packaging beverages, certain lithium-ion accumulators used for electric motorcycles, and unfinished lenses for spectacles (HS 4417.00.10; 7612.90.91; 8201.10.10; 8201.90.91; 8201.30.10; 8201.40.10; 8205.20.10; 8205.59.10; 8507.60.20; 9001.40.40; 9001.50.40); and (from 25%) on ferries of all sizes (HS 8901.10) (for ferry-boats imported on or after 1 October 2015)	Permanent Delegation of Canada to the WTO (14 October 2016)	Effective 13 June 2016
Reduction of import tariffs under the Expansion of the Information Technology Agreement (ITA) (252 tariff lines at 8 digit level in HS Chapters 32; 35; 37; 39; 59; 84; 85; 88; 90)	Permanent Delegation of Canada to the WTO (14 October 2016) and WTO document G/MA/W/117/Add.3, 28 January 2016	Effective 1 July 2016, with all covered tariffs to be phased out by no later than 1 July 2019
Chile		
Trade facilitation measures for exports through the implementation of electronic processing of applications to determine service transactions as exports	Permanent Delegation of Chile to the WTO (20 April 2016)	Effective 4 January 2016
China		
Trade facilitation measures for imports through the elimination of customs declarers fees, suspension of collection of intellectual property right declaration fees, and overdue fines of imported goods no longer included as administrative charges	Permanent Delegation of China to the WTO (20 April 2016)	Effective 1 November 2015
Trade facilitation measures for exports through the elimination of customs declarers fees, and suspension of collection of intellectual property right declaration fees	Permanent Delegation of China to the WTO (20 April 2016)	Effective 1 November 2015
Exclusion of imports of silver ores and concentrates; other ores and concentrates; and polymers of styrene waste, paring and scrap (HS 2616.10.00; 2617.90.90; 3915.20.00) from the Prohibited Catalogue of Goods for Processing Trade	Permanent Delegation of China to the WTO (20 April 2016)	Effective 10 November 2015
Exclusion of exports of amino-alcohol-phenols, amino-acid-phenols and other amino compounds with oxygen function; colouring matter of vegetable or animal origin; and bismuth and articles thereof, including waste and scrap (HS 2922.50.90; 3203.00.19; 8106.00.10) from the Prohibited Catalogue of Goods for Processing Trade	Permanent Delegation of China to the WTO (20 April 2016)	Effective 10 November 2015
Release in December 2015 of the catalogue of goods subject to automatic import licensing	Permanent Delegation of China to the WTO (20 April 2016)	Effective 1 January 2016
Elimination of export duties on steel billet and pig iron	Permanent Delegation of China to the WTO (20 April 2016)	Effective 1 January 2016
Reduction of import tariffs on certain products, e.g. advanced equipment, energy raw materials and key components	Permanent Delegation of China to the WTO (20 April 2016)	Effective 1 January 2016
Reduction of import tariffs (under the APEC Environmental Goods Initiative) on 54 environmentally friendly goods, e.g. auxiliary plant for use with boilers, parts of steam turbines, gas turbines, non-electric instantaneous or storage water heaters, dryers, machinery for filtering or purifying water and liquids, AC generators (alternator), wind-powered generating sets, furnaces and ovens, photosensitive semiconductor devices including photovoltaic cells, instruments and apparatus for measuring or checking pressure, instruments for physical or chemical analysis, and automatic regulating or controlling instruments	Permanent Delegation of China to the WTO (October 2016)	Effective 1 January 2016
Reduction of import tariffs under the Expansion of the ITA (253 tariff lines at 8 digit level in HS Chapters 32; 35; 37; 39; 49; 59; 84; 85; 88; 90)	WTO document G/MA/W/117/Add.4, 28 January 2016	Effective 1 July 2016, with all covered tariffs to be phased out by no later than 1 July 2019

Measure	Source/Date	Status
Colombia		
Temporary elimination of import tariffs on certain machinery, equipment and goods destined for new projects for the production of renewable energy. Imports also exempted from VAT	Permanent Delegation of Colombia to the WTO (27 May 2016) and Decreto No. 2143 Ministerio de Minas y Energía (4 November 2015)	Effective November 2015
Temporary elimination of import tariffs on certain fertilizers and miscellaneous chemical products (18 tariff lines) (HS 3102.21.00; 3102.29.00; 3102.60.00; 3102.80.00; 3105.20.00; 3105.51.00; 3105.90.20; 3808.50.00; 3808.91.11; 3808.91.19; 3808.91.92; 3808.91.99; 3808.92.19; 3808.92.99; 3808.93.92; 3808.94.19; 3808.99.19)	Permanent Delegation of Colombia to the WTO (27 May 2016) and Decreto No. 2180 Ministerio de Comercio, Industria y Turismo - Diario Oficial No. 49.693 (11 November 2015)	Effective 11 November 2015 for two years
Temporary elimination of import tariffs on certain beans and lentils (<i>lenteja, frijol, ajo</i>) (effective 29 February 2016 until 30 June 2016), animal or vegetable fats and oils, and stearic and oleic acids (effective 29 February 2016 for six months) (HS 0713.40.90; 0713.31.90; 0713.32.90; 0713.33.91; 0713.33.92; 0713.33.99; 0713.33.49; 0713.35.90; 0713.39.91; 0713.39.99; 0703.20.90; 1501.10.00; 1501.20.00; 1501.90.00; 1502.10.10; 1502.10.90; 1502.90.10; 1502.90.90; 1503.00.00; 1506.00.10; 1506.00.90; 1507.10.00; 1507.90.10; 1507.90.90; 1508.10.00; 1508.90.00; 1511.10.00; 1511.90.00; 1512.11.10; 1512.11.20; 1512.19.10; 1512.19.20; 1512.21.00; 1512.29.00; 1513.11.00; 1513.19.00; 1513.21.10; 1513.29.10; 1514.11.00; 1514.19.00; 1514.91.00; 1514.99.00; 1515.21.00; 1515.29.00; 1515.30.00; 1515.50.00; 1515.90.00; 1516.20.00; 1517.10.00; 1517.90.00; 1518.00.10; 1518.00.90; 3823.11.00; 3823.12.00; 3823.19.00)	Permanent Delegation of Colombia to the WTO (27 May 2016) and Decreto No. 343 Ministerio de Comercio, Industria y Turismo (29 February 2016)	Effective: see individual dates in measure
New Law updating customs procedures resulting in improvement of import procedures	Permanent Delegation of Colombia to the WTO (21 April 2016) and Decreto No. 390 Ministerio de Hacienda y Crédito Público (7 March 2016)	Implemented as from March 2016
New Law updating customs procedures resulting in improvement of export procedures	Permanent Delegation of Colombia to the WTO (21 April 2016) and Decreto No. 390 Ministerio de Hacienda y Crédito Público (7 March 2016)	Implemented as from March 2016
Creation of new tariff lines resulting in the elimination of import tariffs on certain LED lamps and lighting (HS 9405.10.10; 9405.10.20; 9405.10.90; 9405.40.11; 9405.40.19; 9405.40.90)	Permanent Delegation of Colombia to the WTO (27 May 2016) and Decreto No. 588 Ministerio de Comercio, Industria y Turismo (11 April 2016)	Effective 11 April 2016
Decrease of import tariffs (to 5%) on 11 informatics and telecommunication tariff lines (HS 8428.39.00; 8504.40.90; 8523.29.21; 8523.29.90; 8523.49.90; 8523.80.90; 8528.69.00; 8528.71.00; 8528.72.00; 8536.90.10), under the ITA	Permanent Delegation of Colombia to the WTO (21 October 2016) and Decreto No. 1246 Ministerio de Comercio, Industria y Turismo (1 August 2016)	Effective 1 August 2016

Measure	Source/Date	Status
Temporary elimination of import tariffs on cotton not carded (HS 5201.00.30), under an import quota of 15,000 tonnes	Permanent Delegation of Colombia to the WTO (21 October 2016) and Decreto No. 1347 Ministerio de Comercio, Industria y Turismo (22 August 2016)	Effective 6 September 2016 to 31 December 2016
Costa Rica		
Temporary elimination of import tariffs on beans (HS 0713.33.10; 0713.33.40), under an import quota of 9,432.46 metric tonnes and maize (HS 1005.90.30), under an import quota of 15,444 metric tonnes	Permanent Delegation of Costa Rica to the WTO (22 September 2016)	Effective 6 July 2016 to 30 June 2017
Dominican Republic		
Trade facilitation measures through the establishment of a single-window system (<i>ventanilla única de comercio exterior "VUCE"</i>) for imports	Permanent Delegation of the Dominican Republic to the WTO (10 June 2015)	Effective December 2015
Trade facilitation measures through the establishment of a single-window system (<i>ventanilla única de comercio exterior "VUCE"</i>) for exports	Permanent Delegation of the Dominican Republic to the WTO (10 June 2015)	Effective December 2015
Various measures to enhance customs procedures and facilitate the flow of goods (imports)	Permanent Delegation of the Dominican Republic to the WTO (22 April 2016) and Decreto Presidencial No. 262-15	
Various measures to enhance customs procedures and facilitate the flow of goods (exports)	Permanent Delegation of the Dominican Republic to the WTO (22 April 2016) and Decreto Presidencial No. 262-15	
Egypt		
Temporary elimination of import tariffs (20%) on raw sugar (HS 1701)	Permanent Delegation of Egypt to the WTO (October 2016)	Effective 20 May 2016 to 31 December 2016
El Salvador		
Elimination of import tariffs on certain machinery, equipment and materials for renewable energy projects generating more than 20 MW. The application for this measure is subject to previous analysis by the Superintendencia General de Electricidad y Telecomunicaciones and to the compliance of requirements established by Law " <i>Ley de incentivos fiscales para el fomento de las energías renovables</i> "	Permanent Delegation of El Salvador to the WTO (October 2016)	Effective for 10 years
European Union		
Reduction of import tariffs under the Expansion of the ITA (347 tariff lines at 8 digit level in HS Chapters 32; 35; 37; 39; 59; 84; 85; 88; 90; 93; 95)	WTO document G/MA/W/117/Add.7, 28 January 2016	Effective 1 July 2016, with all covered tariffs to be phased out by no later than 1 July 2019
Iceland		
Reduction of import tariffs under the Expansion of the ITA (99 tariff lines at 8 digit level in HS Chapters 37; 84; 85; 90)	WTO document G/MA/W/117/Add.10, 28 January 2016	Effective 1 July 2016, with all covered tariffs to be phased out by no later than 1 July 2019

Measure	Source/Date	Status
India		
Elimination of import tariffs (from 5%) on iron ore pellets (HS 2601.12.10) (originally implemented on 27 January 2014)	Permanent Delegation of India to the WTO (27 May 2016) and Notification No. 1/2016-Customs Ministry of Finance (4 January 2016)	Effective 4 January 2016
Elimination of export duties on iron ore lumps and fines below 58% Fe content (HS 2601), chromium ores and concentrates (HS 2610). Reduction of export duties (from 20% to 15%) on bauxite (natural) (HS 2606.00.20)	Permanent Delegation of India to the WTO (27 May 2016); WTO document WT/TPR/OV/18, 17 November 2015; and D.O.F No. 334/8/2016-TRU - Department of Revenue - Ministry of Finance (29 February 2016)	Effective 1 March 2016
Reduction of import tariffs (from 5% to 2.5%) on raw materials, parts or accessories for use in manufacture of instruments or appliances required for medical, surgical, dental or veterinary use falling under headings HS 9018; 9019; 9020; 9022	Permanent Delegation of India to the WTO (27 May 2016) and Notification No. 4/2016-Customs Ministry of Finance (19 January 2016)	Effective 19 January 2016
Elimination of import tariffs on certain goods required for medical, surgical, dental or veterinary use (HS 9018.32.30; 9018.50.20; 9018.90.21; 9018.90.24; 9018.90.43; 9018.90.95; 9018.90.96; 9018.90.97; 9018.90.98; 9019.10.20; 9022.90.10; 9022.90.30)	Permanent Delegation of India to the WTO (27 May 2016) and Notification No. 5/2016-Customs Ministry of Finance (19 January 2016)	Effective 19 January 2016
Reduction of import tariffs (from 5% to 2.5%) on denatured ethyl alcohol, silica sand, fibres, filaments/yarns, brass scrap, anthracite, bituminous coal, briquettes, ovoids and similar solid fuels manufactured from coal, lignite, peat, oils and other products of the distillation of high temperature coal tar, pulp of wood, acyclic hydrocarbons, cyclic hydrocarbons; (from 7.5% to 5%) on aluminium oxide, super absorbent polymer (SAP); and (from 10% to 5%) on refrigerated containers. Elimination of import tariffs (from 7.5%) on medical use fission molybdenum-99, polypropylene granules/resins; (from 5%) on wood in chips or particles for manufacture of paper; (from 10%) on braille paper; and (from 2.5%) on electrolyzers membranes and their parts	Permanent Delegation of India to the WTO (27 May 2016), D.O.F No. 334/8/2016-TRU - Department of Revenue - Ministry of Finance (29 February 2016) and Notification No. 12/2016-Customs Ministry of Finance (1 March 2016)	Effective 1 March 2016
Reduction of the special additional duty (SAD) (from 4% to 2%) on orthoxylene when used in the manufacture of phthalic anhydride (HS 2902.41.00)	Permanent Delegation of India to the WTO (27 May 2016) and D.O.F No. 334/8/2016-TRU - Department of Revenue - Ministry of Finance (29 February 2016)	Effective 1 March 2016
Temporary reduction of import tariffs (from 30% to 10%) on potatoes (HS 0701.90.00) (effective 23 September 2016 to 31 October 2016), (from 12.5% to 7.5%) on crude palm oil of edible grade and (from 20% to 15%) on refined palm oil of edible grade (HS 1511) (effective 23 September 2016)	Permanent Delegation of India to the WTO (18 October 2016) and Notification Customs, Ministry of Finance- Department of Revenue No. 51/2016 (23 September 2016)	Effective: see individual dates in measure

Measure	Source/Date	Status
Elimination of import tariffs on technetium-99m (HS 2844)	Permanent Delegation of India to the WTO (18 October 2016) and Notification Customs, Ministry of Finance- Department of Revenue No. 55/2016- Customs (3 October 2016)	Effective 3 October 2016
Indonesia		
Elimination of import tariffs on 21 categories of aircraft spare parts	Permanent Delegation of Indonesia to the WTO (27 May 2016) and Regulation MOF No. 35/ PMK-010/2016	Effective April 2016
Reduction of import tariffs (under the APEC Environmental Goods Initiative) on 54 environmentally friendly goods, e.g. auxiliary plant for use with boilers, steam turbines, gas turbines, non-electric instantaneous or storage water heaters, dryers, machinery for filtering or purifying water and liquids, AC generators (alternator), wind-powered generating sets, furnaces and ovens, photosensitive semiconductors devices including photovoltaic cells, instruments and apparatus for measuring or checking pressure, instruments for physical or chemical analysis, and automatic regulating or controlling instruments	Permanent Delegation of Indonesia to the WTO (14 October 2016) and Regulation No. 134/2016 Ministry of Finance (14 September 2016)	Effective September 2016
Israel		
Reduction of import tariffs under the Expansion of the ITA (119 tariff lines at 8 digit level in HS Chapters 32; 35; 37; 39; 49; 84; 85; 88; 90; 95)	WTO document G/MA/W/117/Add.11, 28 January 2016	Effective 1 July 2016, with all covered tariffs to be phased out by no later than 1 July 2019
Korea, Rep. of		
Reduction of import tariffs (under the APEC Environmental Goods Initiative) on 54 environmentally friendly goods, e.g. auxiliary plant for use with boilers, steam turbines, gas turbines, non-electric instantaneous or storage water heaters, dryers, machinery for filtering or purifying water and liquids, AC generators (alternator), wind-powered generating sets, furnaces and ovens, photosensitive semiconductors devices including photovoltaic cells, instruments and apparatus for measuring or checking pressure, instruments for physical or chemical analysis, and automatic regulating or controlling instruments (HS 4418.72; 8402.90; 8404.10; 8404.20; 8404.90; 8406.90; 8411.82; 8411.99; 8412.90; 8417.80; 8417.90; 8419.19; 8419.39; 8419.60; 8419.89; 8419.90; 8421.21; 8421.29; 8421.39; 8421.99; 8474.20; 8479.82; 8479.89; 8479.90; 8501.64; 8502.31; 8502.39; 8503.00; 8504.90; 8514.10; 8514.20; 8514.30; 8514.90; 8541.40; 8543.90; 9013.80; 9013.90; 9015.80; 9026.10; 9026.20; 9026.80; 9026.90; 9027.10; 9027.20; 9027.30; 9027.50; 9027.80; 9027.90; 9031.49; 9031.80; 9031.90; 9032.89; 9032.90; 9033.00)	Permanent Delegation of the Republic of Korea to the WTO (27 May 2016)	Effective 1 January 2016
Temporary reduction or elimination of import tariffs on 134 items, e.g. whey, modified whey (for feeding) (HS 0404.10) (under an import quota of 25,00 M/T); manioc (cassava) (pellets for feeding) (HS 0714.10) (all imported); oil-cake and other solid residues, whether or not ground or in the form of pellets, resulting from the extraction of soyabean oil (for feeding) (HS 2304.00) (under an import quota of 2,451,000 M/T); cotton seeds (for feeding) (HS 1207.29) (all imported); artificial graphite (for manufacturing secondary battery) (HS 3801.10) (all imported); glass of heading HS 7003, 7004 or 7005, bent, edge-worked, engraved, drilled, enamelled or otherwise worked, but not framed or fitted with other materials (for blank mask used in the manufacture of semiconductor, or of FPD (flat panel display)) (HS 7006.00) (all imported)	Permanent Delegation of the Republic of Korea to the WTO (29 September 2016)	Effective 1 January 2016 to 31 December 2016 (reduction for 18 items effective on 1 August 2016, for materials or equipment for manufacturing secondary battery or for organic light emitting diodes)
Temporary reduction of import tariffs on 51 products (e.g. cobalt oxides, liquefied propane and manioc chips) (HS 0714.10.20; 2711.12.00; 2822.00.10)	Permanent Delegation of the Republic of Korea to the WTO (27 May 2016)	Effective 1 January 2016

Measure	Source/Date	Status
Macao, China		
Trade facilitation measures for importers through: (i) incorporation of ATA carnet as an official instrument under the scope of external trade for the operation of temporary admission of goods and their subsequent re-export, simplifying the import declaration procedures; (ii) introduction of post-customs clearance declaration procedure for import with the aim of facilitating the trade flows as well as the development of the Logistics Industry; and (iii) creation of one-stop for all procedures related to motor vehicle licensing	Macao Economic and Trade Office to the WTO (19 October 2016)	Effective August 2016
Trade facilitation measures for exporters through: (i) incorporation of ATA carnet as an official instrument for the operation of temporary admission of goods and their subsequent re-export, simplifying the export declaration procedures; (ii) introduction of post-customs clearance declaration procedure to facilitate trade flow and the development of the Logistics Industry; and (iii) elimination of fees, simplification of procedure and shortening of approval time required for application of certificate of origin	Macao Economic and Trade Office to the WTO (19 October 2016)	Effective August 2016
Malaysia		
Reduction of import tariffs (under the APEC Environmental Goods Initiative) (from 30% to 5%) on certain instantaneous gas water heaters; and parts for machinery, plant and equipment (HS 8419.19.10; 8419.90.41); and (from 25% to 5%) certain parts for centrifuges, including centrifugal dryers; filtering or purifying machinery and apparatus for liquids; and intake air filters for internal combustion engines (HS 8419.90.10; 8421.29.51; 8421.29.60; 8421.39.90; 8421.99.10)	Customs Duties (Amendment) (No. 3) - Order 2015 (29 December 2015)	Effective 1 January 2016
Elimination of import licensing requirements on motorhomes; used pneumatic tyres and used re-treated pneumatic tyres, of rubber; motorcyclists' safety helmets (except as worn by motorcyclists or motorcycle pillion riders) and wheat and meslin flours (including atta flour) (HS 8703.21.40; 8703.22.40; 8703.23.40; 8703.24.40; 8703.31.40; 8703.32.40; 8703.33.40; 8703.90.30; 4012.20.10; 4012.20.20; 4012.20.90; 6506.10.10; 1101.00.00)	WTO document G/LIC/N/MYS/7, 23 September 2016	Effective 1 September 2016
Reduction of import tariffs under the Expansion of the ITA (209 tariff lines at 9 digit level in HS Chapters 35; 37; 39; 49; 59; 84; 85; 88; 90; 95)	WTO document G/MA/W/117/Add.14, 28 January 2016	Effective 1 July 2016, with all covered tariffs to be phased out by no later than 1 July 2019
Mauritius		
Reduction of import tariffs under the Expansion of the ITA (4 tariff lines at 8 digit level) (HS 4911.99.00; 8539.39.00; 9504.30.10; 9504.30.90)	WTO document G/MA/W/117/Add.15, 28 January 2016	Effective 1 July 2016, with all covered tariffs to be phased out by no later than 1 July 2019
Mexico		
Elimination of import tariffs (from 7%) on non-ionic organic surface-active agent (<i>poliéter polisiloxano</i>) (HS 3402.13.03); (from 10%) vinyl acetate (HS 2915.32.01); and certain toys and ice skates and roller skates (10 tariff lines) (HS 9503.00.07; 9503.00.08; 9503.00.09; 9503.00.13; 9503.00.26; 9504.90.01; 9504.90.02; 9504.90.04; 9506.70.01; 9506.99.99). Reduction of import tariffs (from 15% to 10%) on certain rackets (HS 9506.59.99)	Permanent Delegation of Mexico to the WTO (30 September 2016) and Diario Oficial de la Federación (Official Journal), 6 January 2016	Effective 6 January 2016
Reduction of import tariffs (under the APEC Environmental Goods Initiative) on 29 tariff lines, e.g. industrial or laboratory furnaces or ovens, certain machines and mechanical appliances, electric motors and generators, wind-powered generating sets, instantaneous or storage water heaters, filtering or purifying machinery, crushing or grinding machinery, certain cooling machinery (<i>torres de enfriamiento</i>) and surveying instruments and appliances (HS 4418.72.02; 8417.80.04; 8417.80.05; 8479.82.05; 8501.64.03; 8502.39.04; 8514.10.04; 8514.20.05; 9015.80.07; 8419.19.02; 8419.19.03; 8419.89.15; 8421.29.03; 8421.39.01; 8421.39.04; 8474.20.01; 8474.20.02; 8474.20.03; 8474.20.05; 8474.20.06; 8474.20.99; 8479.89.03; 8479.89.19; 8502.31.99; 9015.80.02; 9015.80.06; 9015.80.99; 9026.20.04; 8419.89.03)	Permanent Delegation of Mexico to the WTO (30 September 2016)	Effective 6 January 2016

Measure	Source/Date	Status
Elimination of import tariffs on live bovine animals, fresh and frozen bovine meat and rice (HS 0102.29.99; 0201.10.01; 0201.20.99; 0201.30.01; 0202.10.01; 0202.20.99; 0202.30.01; 1006.10.01; 1006.20.01; 1006.30.01; 1006.30.99; 1006.40.01), under certain import quotas	Permanent Delegation of Mexico to the WTO (13 October 2016) and Diario Oficial de la Federación (Official Journal), 8 June 2016	Effective 8 June 2016
Temporary elimination of import tariffs on beans (<i>frijol</i>) (HS 0713.33.02; 0713.33.03; 0713.33.99), under an import quota of 150,000 tonnes	Permanent Delegation of Mexico to the WTO (13 October 2016) and Diario Oficial de la Federación (Official Journal), 29 March 2016	Effective 15 August to 30 November 2016
Moldova, Rep. of		
Reduction of import tariffs (from 4% to 1%) on synthetic filament yarn and electrical transformers; (from 5% to 1%) on leather further prepared after tanning or crusting; nonwovens, whether or not impregnated, coated, covered or laminated; textile fabrics; certain electrical machinery and equipment; parts and accessories of the motor vehicle; and slide fasteners; (from 6.5% to 1%) on plastic and articles thereof, and rubber and articles thereof; (from 8% to 1%) on man-made staple fibres; nonwovens, electrical transformers and electrical apparatus; (from 10% to 1%) on knitted or crocheted fabrics, articles of mica; ceramic articles; rovings, and certain electrical machinery and equipment; (from 11% to 1%) on folding cartons of non-corrugated paper or paperboard; (from 12%) certain woven fabrics; and (from 15% to 1%) on articles of leather (HS 5402.34.00; 8504.31.80; 4107.19.90; 4107.92.10; 4107.99.10; 5603.11.90; 5903.20.90; 8501.10.99; 8538.90.91; 8708.29.90; 9607.20.90; 3916.90.50; 3917.32.00; 3919.10.80; 3921.12.00; 3921.13.10; 3921.19.00; 3926.90.97; 4016.93.00; 4016.99.57; 5515.99.80; 5603.13.10; 5603.13.90; 5603.14.90; 8504.90.11; 8504.90.18; 8536.10.10; 8536.41.90; 8538.90.99; 8544.11.90; 6001.10.00; 6814.10.00; 6914.90.00; 7019.12.00; 8544.30.00; 8544.49.93; 8546.90.90; 8547.20.00; 9405.92.00; 4819.20.00; 5806.39.00; 4205.00.90)	Permanent Delegation of the Republic of Moldova to the WTO (7 October 2016)	Effective 3 March 2016
Reduction of import tariffs (from 5% to 1%) on miscellaneous chemical products, plastics and articles thereof, rubber and articles thereof, raw hides and skins (other than furskins) and leather, nonwovens, textile fabrics impregnated, miscellaneous articles of base metal, certain slide fasteners and parts thereof; (from 6% to 1%) on rubberized textile fabrics; (from 6.5% to 1%) on colour lakes, plastics and articles thereof, (from 8% to 1%) unbleached woven fabrics of jute; and (from 10% to 1%) on quilted textile products, glass fibres (including glass wool) and articles thereof, certain electric conductors, and ribbons	Permanent Delegation of the Republic of Moldova to the WTO (7 October 2016)	Effective 1 July 2016
Mongolia		
Temporary elimination of import tariffs on wheat (HS 1001)	Permanent Delegation of Mongolia to the WTO (21 October 2016)	Terminated on 1 June
Temporary elimination of import tariffs on certain agricultural machinery (e.g. tractors, combine harvesters), irrigation equipment, fertilizers and pesticides. Imports also exempted from VAT	Permanent Delegation of Mongolia to the WTO (21 October 2016)	Effective until 31 December 2016
Amendments introduced to the Tax Code, harmonizing rates of excise duty applied on imports and locally produced alcoholic beverages (HS 2204; 2205; 2206; 2207; 2208)	Permanent Delegation of Mongolia to the WTO (21 October 2016)	
Montenegro		
Reduction of import tariffs under the Expansion of the ITA (167 tariff lines at 8 digit level in HS Chapters 32; 35; 37; 39; 59; 84; 85; 88; 90)	WTO document G/MA/W/117/Add.16, 28 January 2016	Effective 1 July 2016, with all covered tariffs to be phased out by no later than 1 July 2019

Measure	Source/Date	Status
New Zealand		
Reduction of import tariffs under the Expansion of the ITA (233 tariff lines at 8 digit level in HS Chapters 32; 35; 37; 39; 84; 85; 88; 90; 95)	WTO document G/MA/W/117/Add.17, 28 January 2016	Effective 1 July 2016, with all covered tariffs to be phased out by no later than 1 July 2019
Norway		
Reduction of import tariffs under the Expansion of the ITA (144 tariff lines at 7 digit level in HS Chapters 32; 35; 37; 39; 84; 85; 88; 90; 95)	WTO document G/MA/W/117/Add.18, 28 January 2016	Effective 1 July 2016, with all covered tariffs to be phased out by no later than 1 July 2019
Pakistan		
Reduction of regulatory duty (from 10% to 5%) on certain woven fabrics (HS 5407; 5408; 5512; 5513; 5514; 5515; 5516)	Ministry of Finance, Economic Affairs, Statistics and Revenue Notification S.RO. No. 475(I)/2016 (24 June 2016)	Effective 25 June 2016
Panama		
Trade facilitation measures for imports through the implementation of the "Authorized Economic Operator" scheme of the World Customs Organization SAFE Framework of Standards to Secure and Facilitate Global Trade	Permanent Delegation of Panama to the WTO (20 October 2016)	
Trade facilitation measures for exports through the implementation of the "Authorized Economic Operator" scheme of the World Customs Organization SAFE Framework of Standards to Secure and Facilitate Global Trade	Permanent Delegation of Panama to the WTO (20 October 2016)	
Peru		
Trade facilitation measure for importers through the implementation of new procedures relating to: customs transit, transfer, temporary admission, re-import, customs warehouses, control of goods, simplified clearances and simplified restitution of customs duties	Permanent Delegation of Peru to the WTO (10 October 2016)	
Trade facilitation measure for exporters through the implementation of new procedures relating to: customs transit, transfer, temporary admission, re-import, customs warehouses, control of goods, simplified clearances and simplified restitution of customs duties	Permanent Delegation of Peru to the WTO (10 October 2016)	
Philippines		
Temporary reduction of import tariffs on certain products, e.g. frozen poultry cuts and offal; frozen turkey cuts and offal; pig and poultry fat; peas; walnuts; fresh grapes; rape or colza seeds; certain oil seeds; rape, colza or mustard oil and fractions; turkey prepared or preserved meat (HS 0207.25.00; 0207.27.99 0403.90.10; 0405.10.00; 0406.20.10; 0406.20.90; 1006.10.90; 1006.20.10; 1006.20.90; 1006.30.30; 1006.30.40; 1006.30.91; 1006.30.99; 1006.40.10; 1006.40.90; 2004.10.00; 2306.41.10; 2306.41.20; 2306.49.10; 2306.49.20)	Permanent Delegation of Philippines to the WTO (27 May 2016) and Executive Order No. 190, s. 2015 (5 November 2015)	
Russian Federation (for Eurasian Economic Union between the Russian Federation, Armenia, Belarus, Kazakhstan and Kyrgyz Rep.)		
Temporary reduction of import tariffs on certain nuts, dates, dried grapes, Brussels sprouts (effective 22 April 2016 to 31 May 2019), cauliflowers and headed broccoli (effective 22 April 2016 to 31 May 2017), and (to 5%) on certain products used in the printing industry (effective 4 March 2016 to 31 August 2017). Temporary elimination of import tariffs on other photographic plates and film, with any side exceeding 255 mm (HS 3701.30.00) (effective 12 December 2015 to 31 December 2018); on ungrounded natural calcium phosphates, natural aluminium calcium phosphates and phosphatic chalk (HS 2510.20.00) (effective 5 January 2016 to 4 January 2019); on cocoa paste and cocoa butter (HS 1803.10.00; 1804.00.00) (effective 26 March 2016 to 31 December 2017); on beryllium oxide and hydroxide (HS 2825.90.20) (effective 2 January 2016 to 31 December 2017); on terephthalic acid and its salts (HS 2917.36.00) (effective 1 January 2016 to 31 December 2017); and bleached non-coniferous chemical wood pulp (HS 4703.29.00) (effective 6 May 2016 to 31 May 2019)	Permanent Delegation of the Russian Federation to the WTO (27 May 2016)	Effective: see individual dates in measure
Extension of the temporary elimination of import tariffs on gas turbines parts (HS 8411.99.00)	Permanent Delegation of the Russian Federation to the WTO (27 May 2016)	Effective 2 April 2016 to 31 December 2021

Measure	Source/Date	Status
Decrease of import tariffs (from 7.5% to 5%) on certain pharmaceutical products containing alkaloids or derivatives thereof, but not containing antibiotics (HS 3004.40.00)	Permanent Delegation of the Russian Federation to the WTO (27 May 2016)	Effective 17 January 2016
Extension of the temporary elimination (from 10%) of import tariffs on fluoride of aluminium (HS 2826.12.00) (originally effective from 5 June 2015 to 30 April 2016)	Permanent Delegation of the Russian Federation to the WTO (14 October 2016)	Effective 11 July 2016 to 31 December 2020
Temporary elimination of import tariffs (from 16%) on vehicles with electric motor (HS 8703.90.10) (effective 11 July 2016 to 31 August 2017); on natural gas tanks with a working pressure of 20 MPa or more designed as a component for vehicles using natural gas as fuel (HS 3926.90.97) (effective 2 September 2016 to 31 December 2016); on pressure control valves (HS 8481.10.99; 8481.30.99; 8481.80.99) and on fuel nozzles (HS 8409.91.00) (effective 2 September 2016 to 31 December 2020). Temporary reduction of import tariffs (from 15% to 5%) on vehicles with electric motors with a maximum weight not exceeding 5,000 kg (HS 8704.90.00) (effective 2 September 2016 to 31 August 2017)	Permanent Delegation of the Russian Federation to the WTO (14 October 2016)	Effective: see individual dates in measure
South Africa (for Southern African Customs Union between Botswana, Lesotho, Namibia, South Africa, and Swaziland)		
Temporary reduction of import tariffs (from R 304 c/kg to R 245.4 c/kg) on cane and beet sugar. On 11 April 2016, further reduction of import tariffs (from R 245.4 c/kg to R 239.5 c/kg). On 5 August, further reduction of import tariffs (from R 239.5 c/kg to R 144.33 c/kg) on cane and beet sugar. On 16 September 2016, further reduction to R 31.89 c/kg (HS 1701.12; 1701.13; 1701.14; 1701.91; 1701.99)	Permanent Delegation of South Africa to the WTO (13 October 2016) and Notices Nos. R 1244 of 2015 (18 December 2015), R 419 of 2016 (11 April 2016) and R 961 of 2016 (26 August 2016) - International Trade Administration Commission - Government Gazettes Nos. 39524, 39915 and 40230	Effective 18 December 2015
Elimination of import tariffs (from 25%) on canned mussels in airtight metal containers (HS 1605.53.21; 1605.53.22)	Permanent Delegation of South Africa to the WTO (30 May 2016) and Notice No. R 240 of 2016 - International Trade Administration Commission - Government Gazette No. 39799 (11 March 2016)	Effective 11 March 2016
Elimination of import tariffs (from 15%) on offset duplicating masters and lithographic plates of aluminium (HS 3701.30.25)	Permanent Delegation of South Africa to the WTO (13 October 2016) and Notice No. R 711 of 2016 - International Trade Administration Commission - Government Gazette No. 40059 (10 June 2016)	Effective 10 June 2016

Measure	Source/Date	Status
Elimination of import tariffs (from 25%) on certain motor vehicles (HS 8703.21.75; 8703.31.85; 8703.90.31; 8704.21.77; 8704.31.77; 8704.90.35)	Permanent Delegation of South Africa to the WTO (13 October 2016) and Notice No. R 961 of 2016 (26 August 2016) - International Trade Administration Commission - Government Gazette No. 40230	Effective 26 August 2016
Singapore		
Trade facilitation measures for importers through the reduction of certain port payable charges	Permanent Delegation of Singapore to the WTO (19 April 2016)	
Trade facilitation measures for exporters through the reduction of certain port payable charges	Permanent Delegation of Singapore to the WTO (19 April 2016)	
Switzerland		
Reduction of import tariffs for beef pieces from the upper thigh, seasoned for further processing to dried meat (from Sw F 1,190/100 kg to Sw F 638/100 kg) (HS 0201.30.99)	Permanent Delegation of Switzerland to the WTO (20 October 2016)	Effective 1 September 2016
Separate Customs Territory of Taiwan, Penghu, Kinmen and Matsu		
Reduction of import tariffs (under the APEC Environmental Goods Initiative) on parts of pneumatic power engines and motors, AC generators (alternators) of an output exceeding 750 kVA, and wind-powered generating sets (HS 8412.90.00; 8501.64.90; 8502.31.00; 8502.39.90) (effective 11 December 2015) and on certain AC generators (alternators) of an output exceeding 750 kV, and certain generating sets (HS 8501.64.10; 8502.39.10) (effective 20 May 2016)	Permanent Delegation of the Separate Customs Territory of Taiwan, Penghu, Kinmen and Matsu to the WTO (18 October 2016)	Effective: see individual dates in measure
Temporary reduction of import tariffs (from 25% to 12.5%) on 4 products of goose meat (HS 0207.51; 0207.52; 0207.54; 0207.55)	Permanent Delegation of the Separate Customs Territory of Taiwan, Penghu, Kinmen and Matsu to the WTO (18 October 2016)	Effective 25 November 2015 to 31 December 2016
Reduction of import tariffs under the Expansion of the ITA (166 tariff lines at 8 digit level in HS Chapters 32; 35; 37; 39; 59; 84; 85; 90)	WTO document G/MA/W/117/Add.22, 28 January 2016	Effective 1 July 2016, with all covered tariffs to be phased out by no later than 1 July 2019
Thailand		
Reduction of import tariffs under the Expansion of the ITA (299 tariff lines at 8 digit level in HS Chapters 35; 37; 39; 59; 68; 84; 85; 90; 95)	WTO document G/MA/W/117/Add.23, 28 January 2016	Effective 1 July 2016, with all covered tariffs to be phased out by no later than 1 July 2019
Elimination of export licensing requirement on live Tiger prawns	Permanent Delegation of Thailand to the WTO (21 October 2016)	Effective 4 August 2016
Tunisia		
Elimination of import tariffs (2,168 tariff lines) on raw materials and certain equipment not locally produced (HS Chapters 25; 27; 28; 30; 32; 33; 34; 35; 36; 37; 38; 39; 40; 41; 42; 44; 45; 46; 47; 48; 49; 51; 52; 54; 55; 56; 58; 59; 60; 61; 62; 63; 65; 66; 67; 68; 69; 70; 71; 72; 73; 74; 76; 80; 82; 83; 84; 85; 87; 90; 91; 93; 94; 95; 96)	Permanent Delegation of Tunisia to the WTO (11 May 2016)	Effective 1 January 2016
Reduction of import tariffs (to 10%) on yeasts (active or inactive); other single-cell micro-organisms, dead (but not including vaccines of heading HS 3002); prepared backing powders (HS 2102)	Permanent Delegation of Tunisia to the WTO (7 October 2016)	Effective June 2016

Measure	Source/Date	Status
Turkey		
Decrease of import tariffs (from 15% to 10%) on breeding animals weighing less than 80 kg; (to 20%) on certain species; on triticale seeds for sowing (effective 1 January 2016). Elimination of import tariffs (from 6%) on certain iron and steel products (HS 7225.40.12; 7226.91.20) (effective 1 January) and on dates (HS 0102.10; 0906.11; 0906.19; 0907.10; 0908.11; 0908.31; 0910.11; 0910.30; 0804.10) (effective 18 May 2016)	Permanent Delegation of Turkey to the WTO (14 October 2016)	Effective: see individual dates in measure
Ukraine		
Elimination of the temporary tariff increases (import surcharge) on all goods with a view to restoring balance-of-payments (implemented on 25 February 2015)	WTO documents WT/BOP/N/78, 21 January 2015 and WT/BOP/N/80, 14 January 2016	Effective 1 January 2016
Elimination of import tariffs on electric vehicles	Permanent Delegation of Ukraine to the WTO (20 October 2016)	Effective 1 January 2016
Trade facilitation measures for imports through the establishment of a single window system	Permanent Delegation of Ukraine to the WTO (20 October 2016)	Effective 1 August 2016
Trade facilitation measures for exports through the establishment of a single window system	Permanent Delegation of Ukraine to the WTO (20 October 2016)	Effective 1 August 2016
United States		
Elimination of export ban on crude oil	H.R. 2029 - Consolidated Appropriation ACT, 2016 - Title I - Sec. 101 (18 December 2015)	Effective 18 December 2015
Reduction of import tariffs under the Expansion of the ITA (239 tariff lines at 8 digit level in HS Chapters 32; 35; 37; 39; 84; 85; 88; 90; 94)	WTO document G/MA/W/117/Add.1-24, 26 January 2016	Effective 1 July 2016, with all covered tariffs to be phased out by no later than 1 July 2019
Venezuela (Bolivarian Rep. of)		
Trade facilitation measures by the simplification of export procedures for non-traditional products (<i>Instructivo sobre Simplificación de los Trámites y Procesos Vinculados con la Exportación de Mercancías No Tradicionales</i>)	Decreto No. 2.292 (1 April 2016)	Effective 11 April 2016

Recorded, but non-confirmed information¹⁴⁰

Measure	Source/Date	Status
Algeria		
Import of second-hand vehicles (not older than three years) authorized under certain conditions	La Nouvelle République (20 September 2016)	
Botswana		
Trade facilitation measures through the establishment of a single-window web-platform system for imports	Mmegionline (27 January 2016)	
Trade facilitation measures through the establishment of a single-window web-platform system for exports	Mmegionline (27 January 2016)	
Brazil		
Rates of internal tax (<i>imposto sobre produtos industrializados</i>) applied on imports and locally produced alcoholic beverages harmonized (NCM 2204; 2205; 2206; 2208) (except for "cachaça" (NCM 2208.90.00))	Press reports referring to Law No. 13.241 (30 December 2015)	
Brunei Darussalam		
Implementation of trade facilitation measures through the establishment of the National Single Window "BDNSW" scheme for imports	The Brunei Times (30 March 2016)	
Implementation of trade facilitation measures through the establishment of the National Single Window "BDNSW" scheme for exports	The Brunei Times (30 March 2016)	

¹⁴⁰ This section includes information which has been obtained from public sources but has not yet been confirmed by the delegation concerned.

Measure	Source/Date	Status
Côte d'Ivoire		
Temporary reduction of import tariffs on certain informatics goods. Imports also exempted from VAT	Abidjan (26 November 2015)	Effective until 31 December 2018
Ethiopia		
Trade facilitation measures through the implementation of a single-window system for imports	The Ethiopian Herald (17 December 2015)	
Trade facilitation measures through the implementation of a single-window system for exports	The Ethiopian Herald (17 December 2015)	
Guinea		
Trade facilitation measures through the implementation of a mobile scanner for imports in the port of Conakry	Guineenews.org (13 November 2015)	
Trade facilitation measures through the implementation of a mobile scanner for exports in the port of Conakry	Guineenews.org (13 November 2015)	
Indonesia		
Temporary elimination of import taxes on salt for industrial purposes (HS 2501.00)	Jakarta Globe (4 November 2015)	
Elimination of specific import requirements, e.g. pre-shipment inspections, limited entry points (selected seaports), and non-automatic import licensing for certain food products (e.g. preparation of meat; sugars; cocoa, preparations of cereals, flour, starch or milk; and preparations of vegetables, fruit, nuts or other plants) (HS 1601; 1602; 1603; 1604; 1605; 1704; 1806; 1901; 1902; 1904; 1905; 2002; 2007; 2008)	Press reports referring to Decree No. 83/2012 (December 2015)	Effective 1 January 2016
Jordan		
Elimination of import tariffs on information technology goods. Imports also exempted from VAT	Zawya, Thomson Reuters (31 October 2015)	
Kenya		
Trade facilitation measures through the implementation of a new customs software system for imports	AllAfrica (16 December 2015)	
Trade facilitation measures through the implementation of a new customs software system for exports	AllAfrica (16 December 2015)	
Madagascar		
Trade facilitation measures through the adoption of the "Tradenet" platform, allowing the online payment of import duties by importers	L'Express (9 December 2015)	
Morocco		
Temporary reduction of import taxes on eggs (HS 0407.21.00), under an import quota of 4,000 tonnes	Press reports referring to Government Announcement (May 2016)	Effective 15 May 2016 to 15 July 2016
Myanmar		
Elimination of import licensing requirements on 267 items	Mmtimes (28 June 2016)	
Nigeria		
Elimination of import ban on rice (HS 1006) (only through land borders)	AllAfrica.com (25 October 2015)	
Saudi Arabia, Kingdom of		
Elimination of export ban on cement and steel	Reuters (29 November 2015)	
Measures to facilitate trade through the introduction of a single import customs declaration form	Arab News (13 September 2015)	
Measures to facilitate trade through the introduction of a single export customs declaration form	Arab News (13 September 2015)	
Extension (from 6 to 12 months) of exemption of import tariffs on raw materials, half-manufactured goods, equipment and spare parts	Arab News (5 September 2015)	
Saudi Arabia, Kingdom of (for Gulf Cooperation Council - Bahrain, Kingdom of; Kuwait, State of; Oman; Qatar; Saudi Arabia, Kingdom of and United Arab Emirates)		
Measures to facilitate intra trade GCC through the introduction of a new import electronic customs system	Albawaba Business (16 December 2015)	
Measures to facilitate intra trade GCC through the introduction of a new export electronic customs system	Albawaba Business (16 December 2015)	
Sri Lanka		
Elimination of import tariffs on certain products, e.g. books, journals, magazines, caravan carriages, yachts, and mini boats	Dailymirror.lk referring to Budget 2016 (20 November 2015)	
Reduction of import taxes on certain construction materials	Dailymirror.lk referring to Budget 2016 (20 November 2015)	

Measure	Source/Date	Status
Uzbekistan		
Trade facilitation measures for imports through the adoption of a unified and harmonized customs code	Trend News Agency (4 December 2015)	
Trade facilitation measures for exports through the adoption of a unified and harmonized customs code	Trend News Agency (4 December 2015)	
Viet Nam		
Elimination of export tax (15%) on stainless steel scrap	Press reports referring to Notice No. 10937/TCHQ-TXNK Ministry of Finance (November 2015)	
Reduction of import tariffs on jet fuel and diesel (from 10% to 7%) and kerosene (from 13% to 7%) (HS 2710)	Saigon Times referring to Circular 46/2016/TT-BTC (17 March 2016)	
Elimination of import ban on certain used machinery	Thanhniien News (18 November 2015)	Effective 1 July 2016
Zambia		
Temporary elimination of import tariffs on transmission equipment	ITWeb Africa (20 October 2015)	Effective for 2 years

ANNEX 2**TRADE REMEDIES¹⁴¹**

(MID-OCTOBER 2015 TO MID-OCTOBER 2016)

Confirmed information¹⁴²

Measure	Source/Date	Status
Argentina		
Termination on 14 December 2015 of anti-dumping duties on solid fumigant pesticides (NCM 3808.91) from China (imposed on 27 December 2002)	WTO document G/ADP/N/280/ARG, 18 March 2016	
Termination on 19 January 2016 of anti-dumping duties on imports of printing inks (NCM 3204.17.00; 3212.90.90; 3215.11.00; 3215.19.00) from Brazil (investigation initiated on 17 July 2009 and duties imposed on 17 January 2011)	WTO document G/ADP/N/286/ARG, 23 September 2016	
Termination on 21 January 2016 of anti-dumping duties on imports of insulation displacement connectors (NCM 8536.90.90) from India (investigation initiated on 21 July 2009, provisional and definitive duties imposed on 26 May 2010 and 20 January 2011)	WTO document G/ADP/N/286/ARG, 23 September 2016	
Initiation on 2 April 2016 of anti-dumping investigation on imports of steel spring lock washers (NCM 7318.21.00) from China	WTO document G/ADP/N/286/ARG, 23 September 2016	
Initiation on 13 April 2016 of anti-dumping investigation on imports of certain polymers of propylene plates, sheets, film, foil and strip, non-cellular and not reinforced, laminated supported or similarly combined with other materials (NCM 3920.20.90) from Peru	WTO document G/ADP/N/286/ARG, 23 September 2016	
Termination on 5 May 2016 (without measure) of anti-dumping investigation on imports of plastic swimming pools (NCM 9506.99.00) from Brazil and China (initiated on 25 April 2015)	WTO document G/ADP/N/286/ARG, 23 September 2016	
Initiation on 25 May 2016 of anti-dumping investigation on imports of rubber balloons (NCM 9503.00.99; 9505.90.00) from China	WTO document G/ADP/N/286/ARG, 23 September 2016	
Initiation on 31 May 2016 of anti-dumping investigation on imports of woven fabrics of wool (NCM 5112.11.00; 5112.19.10; 5112.20.10; 5112.30.10; 5112.90.00; 5515.13.00) from Brazil, China and Peru	WTO document G/ADP/N/286/ARG, 23 September 2016	
Termination on 10 June 2016 (without measure) of anti-dumping investigation on imports of certain vaccines for veterinary medicine (NCM 3002.30.10; 3002.30.40; 3002.30.50; 3002.30.90) from France and the United States (initiated on 11 November 2014)	WTO document G/ADP/N/286/ARG, 23 September 2016	
Initiation on 7 July 2016 of anti-dumping investigation on imports of road wheels (NCM 8708.70.90) from China	Permanent Delegation of Argentina to the WTO (30 September 2016) and Resolución No. 169/2016 Ministerio de Producción - Secretaría de Comercio (1 July 2016)	
Initiation on 18 August 2016 of anti-dumping investigation on imports of unglazed and glazed ceramic flags and paving, hearth or wall tiles, whether or not on a backing (<i>porcellanato</i>) (NCM 6907.90.00; 6908.90.00) from Brazil, China, India, Malaysia and Viet Nam	Permanent Delegation of Argentina to the WTO (30 September 2016) and Resolución No. 220-E/2016 Ministerio de Producción - Secretaría de Comercio (12 August 2016)	

¹⁴¹ The inclusion of any measure in this Annex implies no judgement by the WTO Secretariat on whether or not such measure, or its intent, is protectionist in nature. Moreover, nothing in the Annex implies any judgement, either direct or indirect, on the consistency of any measure referred to with the provisions of any WTO agreement.

¹⁴² This section includes information which has either been provided by the Member concerned or has been confirmed at the request of the Secretariat.

Measure	Source/Date	Status
Initiation on 18 August 2016 of anti-dumping investigation on imports of electrical transformers having a power handling capacity exceeding 10,000 kVA but not exceeding 600,000 kVA (NCM 8504.23.00) from India	Permanent Delegation of Argentina to the WTO (30 September 2016) and Resolución No. 221-E/2016 Ministerio de Producción - Secretaría de Comercio (12 August 2016)	
Australia		
Termination on 19 October 2015 of anti-dumping duties on imports of steel reinforcing bar (HS 7213.10.00; 7214.20.00; 7227.90.90; 7228.30.90) from Malaysia, Thailand and Turkey (investigation initiated on 17 October 2014 and provisional duty imposed on 13 March 2015)	WTO document G/ADP/N/280/AUS, 25 February 2016	
Initiation on 10 November 2015 of anti-dumping investigation on imports of chrome bars (HS 7215.90.00; 7215.50.90; 7222.30.00; 7228.30.10; 7228.60.10; 7228.60.90) from Italy and Romania	WTO document G/ADP/N/286/AUS, 29 August 2016; and Permanent Delegation of Australia to the WTO (14 October 2016)	Provisional duty imposed on 24 March 2016 on imports from Romania. Terminated on 8 August 2016 (without measure) on imports from Italy. Definitive duty imposed on 9 September 2016 on imports from Romania
Initiation on 17 November 2015 of anti-dumping investigation on imports of grinding balls (HS 7325.91.00; 7326.11.00; 7326.90.90) from China	WTO document G/ADP/N/286/AUS, 29 August 2016; and Permanent Delegation of Australia to the WTO (29 September 2016)	Provisional and definitive duties imposed on 21 April and 10 September 2016, respectively
Initiation on 17 November 2015 of countervailing investigation on imports of grinding balls (HS 7325.91.00; 7326.11.00; 7326.90.90) from China	WTO document G/SCM/N/305/AUS, 29 August 2016; and Permanent Delegation of Australia to the WTO (29 September 2016)	Provisional and definitive duties imposed on 21 April and 10 September 2016, respectively
Termination on 19 November 2015 of anti-dumping duties on imports of power transformers (HS 8504.22.00; 8504.23.00) from Viet Nam (investigation initiated on 29 July 2013 and definitive duty imposed on 10 December 2014)	WTO document G/ADP/N/280/AUS, 25 February 2016	
Termination on 25 November 2015 (without measure) of anti-dumping investigation on imports of hot rolled plate steel (HS 7208.40.00; 7208.51.00; 7208.52.00; 7225.40.00) from Korea, Rep. of and Chinese Taipei (initiated on 31 March 2015)	WTO document G/ADP/N/280/AUS, 25 February 2016	
Initiation on 22 December 2015 of anti-dumping investigation on imports of hollow structural sections "HSS" (HS 7306.30.00; 7306.50.00; 7306.61.00; 7306.69.00; 7306.90.00) from India and United Arab Emirates (provisional duty imposed on 22 February 2016)	WTO document G/ADP/N/286/AUS, 29 August 2016; and Permanent Delegation of Australia to the WTO (14 October 2016)	Terminated on 25 July 2016
Termination on 22 December 2015 of anti-dumping duties on imports of newsprint (HS 4801.00.20; 4801.00.31; 4801.00.39) from France (investigation initiated on 22 April 2014 and provisional and definitive duties imposed on 30 January and 30 April 2015)	WTO document G/ADP/N/280/AUS, 25 February 2016	
Initiation on 23 December 2015 of countervailing investigation on imports of steel reinforcing bar (HS 7214.20.00; 7228.30.90; 7213.10.00; 7227.90.10; 7227.90.90; 7228.30.10; 7228.60.10) from China	WTO document G/SCM/N/305/AUS, 29 August 2016	
Termination on 1 January 2016 of anti-dumping duties on imports of poly(vinyl chloride) homopolymer resin "PVC" (HS 3904.10.00) from Korea, Rep. of (investigation initiated on 23 April 2012 and provisional and definitive duties imposed on 28 June and 19 October 2012)	WTO document G/ADP/N/286/AUS, 29 August 2016	
Termination on 1 January 2016 of anti-dumping duties on imports of poly(vinyl chloride) homopolymer resin "PVC" (HS 3904.10.00) from Japan (imposed on 22 October 1992) and the United States (imposed on 23 January 1992)	WTO document G/ADP/N/286/AUS, 29 August 2016	

Measure	Source/Date	Status
Anti-dumping investigation resumed on 8 January 2016 on imports of certain crystalline silicon photovoltaic modules or panels (HS 8501.61.00; 8501.62.00; 8501.63.00; 8501.64.00; 8541.40.00) from China (investigation initiated on 14 May 2014 and terminated on 6 October 2015)	WTO document G/ADP/N/286/AUS, 29 August 2016	
Initiation on 17 February 2016 of countervailing investigation on imports of rod in coils (HS 7213.91.00; 7227.90.90) from China	WTO document G/SCM/N/305/AUS, 29 August 2016	
Initiation on 12 April 2016 of anti-dumping investigation on imports of A4 copy paper (HS 4802.56.10) from Brazil, China, Indonesia and Thailand	WTO document G/ADP/N/286/AUS, 29 August 2016; and Australia Customs Dumping Notice No. 2016/100 (28 September 2016)	Provisional duty imposed on 28 September 2016 on imports from China and Thailand
Initiation on 12 April 2016 of countervailing investigation on imports of A4 copy paper (HS 4802.56.10) from China and Indonesia	WTO document G/SCM/N/305/AUS, 29 August 2016	
Initiation on 18 April 2016 of anti-dumping investigation on imports of quicklime (HS 2522.10.00) from Malaysia, Thailand and Viet Nam	WTO document G/ADP/N/286/AUS, 29 August 2016	
Termination on 19 April 2016 of anti-dumping duties on imports of "biodiesel" - fuel manufactured by chemically altering non-fossil origin feedstocks (including recycled materials from these sources) through a process of transesterification and/or esterification to form mono-alkyl esters - whether in pure form (B100) or in a blend with a biodiesel percentage in excess of 20% (B20) (HS 2710.11.80; 2710.19.80; 2710.91.80; 2710.99.80; 3824.90.20; 3824.90.30) from the United States (investigation initiated on 22 June 2010, provisional and definitive duties imposed on 18 October 2010 and 19 April 2011)	WTO document G/ADP/N/286/AUS, 29 August 2016	
Termination on 19 April 2016 of countervailing duties on imports of "biodiesel" - fuel manufactured by chemically altering non-fossil origin feedstocks (including recycled materials from these sources) through a process of transesterification and/or esterification to form mono-alkyl esters - whether in pure form (B100) or in a blend with a biodiesel percentage in excess of 20% (B20) (HS 2710.11.80; 2710.19.80; 2710.91.80; 2710.99.80; 3824.90.20; 3824.90.30) from the United States (investigation initiated on 22 June 2010, provisional and definitive duties imposed on 18 October 2010 and 19 April 2011)	WTO document G/SCM/N/305/AUS, 29 August 2016	
Initiation on 18 May 2016 of anti-dumping investigation on imports of resealable can end closures (RTFs) (HS 8309.90.00) from India, Malaysia, Philippines and Singapore	Permanent Delegation of Australia to the WTO (14 October 2016) and WTO document G/ADP/N/286/AUS, 29 August 2016	Provisional duty imposed on 6 October 2016
Initiation on 4 July 2016 of anti-dumping investigation on imports of steel shelving units (HS 9403.10.00; 9403.20.00) from China	Permanent Delegation of Australia to the WTO (14 October 2016) and Australia Customs Dumping Notice No. 2016/65 (27 June 2016)	
Initiation on 4 July 2016 of countervailing investigation on imports of steel shelving units (HS 9403.10.00; 9403.20.00) from China	Permanent Delegation of Australia to the WTO (14 October 2016) and Australia Customs Dumping Notice No. 2016/65 (27 June 2016)	
Initiation on 16 August 2016 of anti-dumping investigation on imports of aluminium extrusions (HS 7604.10.00; 7604.21.00; 7604.29.00; 7608.10.00; 7608.20.00; 7610.10.00; 7610.90.00) from Malaysia and Viet Nam	Permanent Delegation of Australia to the WTO (14 October 2016) and Australia Customs Dumping Notice No. 2016/77 (16 August 2016)	

Measure	Source/Date	Status
Initiation on 16 August 2016 of countervailing investigation on imports of aluminium extrusions (HS 7604.10.00; 7604.21.00; 7604.29.00; 7608.10.00; 7608.20.00; 7610.10.00; 7610.90.00) from Malaysia and Viet Nam	Permanent Delegation of Australia to the WTO (14 October 2016) and Australia Customs Dumping Notice No. 2016/77 (16 August 2016)	
Initiation on 7 October 2016 of anti-dumping investigation on imports of zinc coated (galvanized) steel (HS 7210.49.00; 7212.30.00; 7225.92.00; 7226.99.00) from India, Malaysia and Viet Nam	Permanent Delegation of Australia to the WTO (14 October 2016) and Australia Customs Dumping Notice No. 2016/105 (7 October 2016)	
Initiation on 7 October 2016 of countervailing investigation on imports of zinc coated (galvanized) steel (HS 7210.49.00; 7212.30.00; 7225.92.00; 7226.99.00) from India and Viet Nam	Permanent Delegation of Australia to the WTO (14 October 2016) and Australia Customs Dumping Notice No. 2016/105 (7 October 2016)	
Brazil		
Initiation on 22 October 2015 of anti-dumping investigation on imports of panoramic x-ray systems for dental use, analogical or digital (NCM 9022.12.00; 9022.13.11) from Germany	WTO document G/ADP/N/286/BRA, 30 August 2016	
Initiation on 3 November 2015 of anti-dumping investigation on imports of heavy plates in coils (NCM 7208.36.10; 7208.36.90; 7208.37.00; 7225.30.00) from China (possible circumvention of anti-dumping measures of imports from China imposed in 2013)	WTO document G/ADP/N/280/BRA, 25 February 2016; Permanent Delegation of Brazil to the WTO (27 May 2016) and Camex Resolution No. 2/2016 (26 January 2016)	Duty extended on 27 January 2016
Temporary suspension on 20 November 2015 of anti-dumping duties on imports of cold polymerized emulsion styrene-butadiene rubber (E-SBR) (NCM 4002.19.11; 4002.19.19) from the European Union (investigation initiated on 27 May 2014 and duty imposed on 20 November 2015)	Permanent Delegation of Brazil to the WTO (27 May 2016) and Camex Resolution No. 110/2015 (19 November 2015)	Effective 1 year
Initiation on 14 December 2015 of anti-dumping investigation on imports of frozen potatoes (NCM 2004.10.00) from Belgium, France, Germany and the Netherlands	WTO document G/ADP/N/286/BRA, 30 August 2016	
Termination on 18 December 2015 of anti-dumping duties on imports of polycarbonate resins (NCM 3907.40.90) from Thailand (investigation initiated on 29 December 2011 and definitive duty imposed on 20 June 2013)	WTO document G/ADP/N/280/BRA, 25 February 2016	On 20 December 2013, the duty was suspended for 1 year
Initiation on 21 December 2015 of anti-dumping investigation on imports of flat bars of alloy steel (NCM 7228.30.00) from China	WTO document G/ADP/N/286/BRA, 30 August 2016	
Initiation on 21 December 2015 of anti-dumping investigation on imports of agricultural tyres (NCM 4011.61.00; 4011.69.90; 4011.92.10; 4011.92.90; 4011.99.10; 4011.62.00; 4011.63.90; 4011.93.00) from China	WTO document G/ADP/N/286/BRA, 30 August 2016	
Initiation on 11 January 2016 of anti-dumping investigation on imports of toughened (tempered) and laminated safety glass for vehicles (NCM 7007.11.00; 7007.19.00; 7007.21.00; 7007.29.00; 8708.29.99) from China	WTO document G/ADP/N/286/BRA, 30 August 2016	Provisional duty imposed on 24 June 2016
Initiation on 11 January 2016 of anti-dumping investigation on imports of n-butanol (NCM 2905.13.00) from the Russian Federation and South Africa	WTO document G/ADP/N/286/BRA, 30 August 2016	
Initiation on 13 January 2016 of anti-dumping investigation on imports of concrete reinforcing bars (NCM 7213.10.00; 7214.20.00; 7227.20.00; 7227.90.00; 7228.30.00) from Turkey	WTO document G/ADP/N/286/BRA, 30 August 2016	Terminated on 5 May 2016 (without measure)
Termination on 15 February 2016 (without measure) of anti-dumping investigation on imports of graphite electrodes up to 450 mm (NCM 3801.10.00; 8545.11.00) from United Arab Emirates and the United Kingdom (possible circumvention of anti-dumping measures of imports from China imposed in 2009) (initiated on 9 September 2015)	WTO document G/ADP/N/286/BRA, 30 August 2016	

Measure	Source/Date	Status
Termination on 7 May 2016 of anti-dumping duties on imports of polymeric MDI (NCM 3909.30.20) from China and the United States (investigation initiated on 8 June 2011, provisional and definitive duties imposed on 9 May and 31 October 2012. Duty suspended for 1 year on 7 May 2015)	WTO document G/ADP/N/286/BRA, 30 August 2016	
Termination on 22 May 2016 of anti-dumping duties on imports of one piece crank (NCM 8714.96.00) from China (imposed on 11 October 2007)	Permanent Delegation of Brazil to the WTO (14 October 2016) and Camex Resolution No. 62/2016 (28 June 2016)	
Termination on 2 June 2016 of anti-dumping duties on imports of emulsion styrene-butadiene rubber "E-SBR 1502 and E-SBR 1712 (NCM 4002.19.19) from Korea, Rep. of (investigation initiated on 1 June 2010 and definitive duty imposed on 2 June 2011)	WTO document G/ADP/N/286/BRA, 30 August 2016	
Initiation on 11 July 2016 of anti-dumping investigation on imports of certain wire of iron or non-alloy steel (NCM 7217.10.19; 7217.10.90) from China	Permanent Delegation of Brazil to the WTO (14 October 2016) and Secex Circular No. 40/2016 (8 July 2016)	
Initiation on 18 July 2016 of anti-dumping investigation on imports of stranded wire, ropes and cables (NCM 7312.10.90) from China	Permanent Delegation of Brazil to the WTO (14 October 2016) and Secex Circular No. 43/2016 (15 July 2016)	
Initiation on 20 July 2016 of anti-dumping investigation on imports of flat-rolled products of iron or non-alloy steel, of a width of 600 mm or more, hot-rolled, not clad, plated or coated (NCM 7208.10.00; 7208.25.00; 7208.26.10; 7208.26.90; 7208.27.10; 7208.27.90; 7208.36.10; 7208.36.90; 7208.37.00; 7208.38.10; 7208.38.90; 7208.39.10; 7208.39.90; 7208.40.00; 7208.53.00; 7208.54.00; 7208.90.00; 7225.30.00; 7225.40.90) from China and the Russian Federation	Permanent Delegation of Brazil to the WTO (14 October 2016) and Secex Circular No. 45/2016 (19 July 2016)	
Initiation on 21 July 2016 of anti-dumping investigation on imports of certain cellular film of polyurethanes (NCM 3921.13.90; 3921.90.19; 3921.90.90; 5603.14.10; 5603.14.20; 5603.14.30; 5603.14.40; 5603.14.90; 5603.94.10; 5603.94.20; 5603.94.30; 5603.94.90; 5903.20.00) from China	Permanent Delegation of Brazil to the WTO (14 October 2016) and Secex Circular No. 47/2016 (20 July 2016)	
Termination on 29 July 2016 (without measure) of anti-dumping investigation on imports of films of poly(ethylene terephthalate) "PET" (NCM 3920.62.19; 3920.62.91; 3920.62.99) from Bahrain, Kingdom of and Peru (investigation initiated on 10 July 2015)	Permanent Delegation of Brazil to the WTO (14 October 2016) and Secex Circular No. 49/2016 (28 July 2016)	
Initiation on 10 August 2016 of anti-dumping investigation on imports of flat-rolled products of iron or non-alloy steel, of a width of 600 mm or more, hot-rolled, not clad, plated or coated, of a thickness of 4.75 mm or more (NCM 7208.51.00; 7208.52.00; 7225.40.90) from China (possible circumvention of anti-dumping measures imposed in 2013)	Permanent Delegation of Brazil to the WTO (14 October 2016) and Secex Circular No. 52/2016 (9 August 2016)	
Initiation on 16 September 2016 of anti-dumping investigation on imports of esters of acetic acid (NCM 2915.31.00; 2915.39.31) from Mexico and the United States	Permanent Delegation of Brazil to the WTO (14 October 2016) and Secex Circular No. 58/2016 (15 September 2016)	
Termination on 6 October 2016 of anti-dumping duties on imports of glassine and other glazed transparent or translucent papers (NCM 4806.40.00) from France, Hungary and Italy (investigation initiated on 19 April 2010. Provisional and definitive duties imposed on 2 June and 6 October 2011)	Permanent Delegation of Brazil to the WTO (14 October 2016) and Secex Circular No. 74/2015 (25 November 2015)	
Canada		
Termination on 16 October 2015 of anti-dumping duties on imports of greenhouse bell peppers (HS 0709.60.90) from the Netherlands (investigation initiated on 22 March 2010, provisional and definitive duties imposed on 21 June and 19 October 2010)	WTO document G/ADP/N/280/CAN, 1 March 2016	

Measure	Source/Date	Status
Termination on 6 January 2016 of anti-dumping investigation on imports of certain hot-rolled carbon steel plate and high-strength low-alloy steel plate (HS 7208.51.00; 7208.52.00) from India and the Russian Federation (investigation initiated on 10 June 2015 and provisional duty imposed on 8 September 2015)	WTO document G/ADP/N/286/CAN, 22 September 2016	
Termination on 6 January 2016 of countervailing investigation on imports of certain hot-rolled carbon steel plate and high-strength low-alloy steel plate (HS 7208.51.00; 7208.52.00) from India and the Russian Federation (investigation initiated on 10 June 2015 and provisional duty imposed on 8 September 2015)	WTO document G/SCM/N/298/CAN/Corr.1, 18 May 2016; and Permanent Delegation of Canada to the WTO (30 May 2016)	Terminated on 7 December 2015 on imports from the Russian Federation
Initiation on 24 March 2016 of anti-dumping investigation on imports of certain large diameter carbon and alloy steel line pipe (HS 7305.11.00; 7305.12.00; 7305.19.00) from China and Japan	WTO document G/ADP/N/286/CAN, 22 September 2016	Provisional duty imposed on 22 June 2016
Initiation on 24 March 2016 of countervailing investigation on imports of certain large diameter carbon and alloy steel line pipe (HS 7305.11.00; 7305.12.00; 7305.19.00) from China	WTO document G/SCM/N/305/CAN, 27 September 2016	Provisional duty imposed on 22 June 2016
Initiation on 8 June 2016 of anti-dumping investigation on imports of certain gypsum board (HS 6809.11.00) from United States	WTO document G/ADP/N/286/CAN, 22 September 2016; Permanent Delegation of Canada to the WTO (14 October 2016) and Canada Border Service Agency Notice of Preliminary Determination (6 September 2016)	Provisional duty imposed on 6 September 2016
Termination on 12 August 2016 of anti-dumping duties on imports of certain hot-rolled steel sheet (HS 7208.25; 7208.26; 7208.27; 7208.36; 7208.37; 7208.38; 7208.39; 7208.53; 7208.54; 7208.90; 7211.13; 7211.14; 7211.19; 7211.90; 7225.30; 7225.40; 7225.99; 7226.20; 7226.91; 7226.99) from India and Chinese Taipei (imposed on 17 August 2001)	Permanent Delegation of Canada to the WTO (14 October 2016) and Canada Border Service Agency Statement of Reasons (21 April 2016)	
Initiation on 19 August 2016 of anti-dumping investigation on imports of certain concrete reinforcing bar (HS 7213.10.00; 7214.20.00; 7215.90.00; 7227.90.00) from Belarus; Hong Kong, China; Japan; Portugal, Spain and Chinese Taipei	Permanent Delegation of Canada to the WTO (14 October 2016) and Canada Border Service Agency Notice (19 August 2016)	
Initiation on 12 September 2016 of anti-dumping investigation on imports of certain fabricated industrial steel components (HS 7216.99.00; 7308.40.00; 7308.90.00; 8428.31.00; 8428.39.00; 7301.20.00; 8428.32.00; 7326.90.90; 8428.33.00; 8421.99.90) from China; Ireland; Korea, Rep. of; Spain; United Arab Emirates and United Kingdom	Permanent Delegation of Canada to the WTO (14 October 2016) and Canada Border Service Agency Notice (12 September 2016)	
Initiation on 12 September 2016 of countervailing investigation on imports of certain fabricated industrial steel components (HS 7216.99.00; 7308.40.00; 7308.90.00; 8428.31.00; 8428.39.00; 7301.20.00; 8428.32.00; 7326.90.90; 8428.33.00; 8421.99.90) from China	Permanent Delegation of Canada to the WTO (14 October 2016) and Canada Border Service Agency Notice (12 September 2016)	
Chile		
Initiation on 27 November 2015 of anti-dumping investigation on imports of steel bars (HS 7213.10.00; 7214.20.00; 7227.90.00; 7228.30.00) from Mexico	WTO document G/ADP/N/286/CHL, 6 September 2016	Provisional duty imposed on 19 May 2016
Initiation on 1 December 2015 of safeguard investigation on imports of steel wire (HS 7210.30.00; 7217.10.00; 7217.20.00; 7217.30.00; 7217.90.00; 7229.90.00; 7312.10.10; 7313.00.00)	WTO document G/SG/N/9/CHL/9, 14 June 2016	Terminated on 4 June 2016 (without measure)
Initiation on 1 December 2015 of safeguard investigation on imports of steel nails (HS 7317.00.10; 7317.00.90; 7326.20.00; 7326.90.00)	WTO document G/SG/N/9/CHL/10, 14 June 2016	Terminated on 4 June 2016 (without measure)
Initiation on 1 December 2015 of safeguard investigation on imports of steel mesh (HS 7314.19.00; 7314.31.00; 7314.39.00; 7314.41.10; 7314.41.90; 7314.42.00; 7314.49.00)	WTO document G/SG/N/9/CHL/11, 14 June 2016	Terminated on 4 June 2016 (without measure)

Measure	Source/Date	Status
Initiation on 22 August 2016 of anti-dumping investigation on imports of iron or low-carbon steel wire rods (<i>alambión de acero</i>) (HS 7213.20.00; 7213.91.10; 7213.91.20; 7213.91.90; 7213.99.00; 7227.10.00; 7227.20.00; 7227.90.00) from China	Normas Generales CVE 1102054 Comisión de Distorsiones - Diario Oficial Np. 41.539 (22 August 2016)	
China		
Termination on 13 November 2015 of anti-dumping duties on imports of ethanolamine (monoethanolamine and diethanolamine) (HS 2922.11; 2922.12) from Japan, Malaysia, Chinese Taipei and the United States (imposed on 14 November 2004)	WTO document G/ADP/N/280/CHN, 10 March 2016	
Initiation on 18 November 2015 of anti-dumping investigation on imports of iron-based amorphous alloy ribbon (strip) (HS 7202.99.99; 7224.90.90; 7226.91.99) from Japan and the United States	WTO document G/ADP/N/280/CHN, 10 March 2016; Permanent Delegation of China to the WTO (3 October 2016) and MOFCOM Announcement No. 42/2016 (18 August 2016)	Provisional duty imposed on 18 August 2016
Termination on 23 December 2015 of anti-dumping duties on imports of methyl-alcohol (HS 2905.11) from Indonesia, Malaysia, and New Zealand (investigation initiated on 24 June 2009, provisional and definitive duties imposed on 28 October and 24 December 2010)	WTO document G/ADP/N/280/CHN, 10 March 2016	
Initiation on 12 January 2016 of anti-dumping investigation on imports of distiller's dried grains with or without solubles (HS 2303.30.00) from the United States	WTO document G/ADP/N/286/CHN, 7 September 2016; and MOFCOM Announcement No. 49/2016 (23 September 2016)	Provisional duty imposed on 23 September 2016
Initiation on 12 January 2016 of countervailing investigation on imports of distiller's dried grains with or without solubles (HS 2303.30.00) from the United States	WTO document G/SCM/N/305/CHN, 5 September 2016; and MOFCOM Announcement No. 48/2016 (28 September 2016)	Provisional duty imposed on 30 September 2016
Initiation on 20 April 2016 of anti-dumping investigation on imports of vinylidene chloride-vinyl chloride copolymer resin (HS 3904.50.00) from Japan	WTO document G/ADP/N/286/CHN, 7 September 2016	
Termination on 16 June 2016 of anti-dumping duties on imports of hydrazine hydrate (HS 2825.10.10; 2928) from France; Japan; Korea, Rep. of and the United States (imposed on 17 June 2005)	WTO document G/ADP/N/286/CHN, 7 September 2016	
Termination on 29 June 2016 of anti-dumping duties on imports of photographic paper and paper board (HS 3703.10; 3703.20; 3703.90) from Japan (investigation initiated on 23 December 2010, provisional and definitive duties imposed on 10 August 2011 and 23 March 2012)	Permanent Delegation of China to the WTO (3 October 2016) and MOFCOM Announcement No. 25/2016 (29 June 2016)	
Termination on 21 July 2016 of anti-dumping duties on imports of trichloroethylene (HS 2903.22.00) from Japan and Russian Federation (imposed on 22 July 2005)	Permanent Delegation of China to the WTO (3 October 2016) and MOFCOM Announcement No. 32/2016 (21 July 2016)	
Termination on 22 August 2016 of anti-dumping duties on imports of certain high-performance stainless steel seamless tubes (HS 7304.41.10; 7304.49.10; 7304.51.10; 7304.59.10) from the European Union and Japan (investigation initiated on 8 September 2011, provisional and definitive duties imposed on 8 May and 8 November 2012)	Permanent Delegation of China to the WTO (3 October 2016) and MOFCOM Announcement No. 34/2016 (22 August 2016)	
Initiation on 22 September 2016 of safeguard investigation on imports of sugar (HS 1701.12.00; 1701.13.00; 1701.14.00; 1701.91.00; 1701.99.10; 1701.99.20; 1701.99.90)	WTO document G/SG/N/6/CHN/5, 26 September 2016	
Colombia		
Termination on 9 December 2015 of anti-dumping duties on imports of non-wired glass coloured throughout the mass (body tinted), opacified, flashed or merely surface ground (HS 7005.21.11; 7005.21.90) from China (investigation initiated on 19 January 2015 and provisional duty imposed on 23 April 2015)	WTO document G/ADP/N/280/COL, 21 March 2016	

Measure	Source/Date	Status
Termination on 19 February 2016 of anti-dumping duties on imports of stockings and hosiery products (HS 6115.10.10; 6115.30.10; 6115.10.90; 6115.30.90; 6115.95.00; 6115.96.00; 6115.99.00) from China (imposed on 14 May 2007)	WTO document G/ADP/N/286/COL, 11 October 2016	
Termination on 4 April 2016 (without measure) of anti-dumping investigation on imports of triangular files, six inch (HS 8203.10.00) from India (initiated on 23 December 2014)	WTO document G/ADP/N/286/COL, 11 October 2016	
Initiation on 12 July 2016 of anti-dumping investigation on imports of panels of plaster faced or reinforced with paper or paperboard only (HS 6809.11.00) from Mexico	WTO document G/ADP/N/286/COL, 11 October 2016	
Costa Rica		
Termination on 11 February 2016 of anti-dumping duties on imports of water-based latex paint (HS 3209.90.10) from the United States (imposed on 30 January 2007)	WTO document G/ADP/N/286/CRI, 12 October 2016	
Initiation on 15 June 2016 of anti-dumping investigation on imports of certain steel tanks for any material (other than compressed or liquefied gas), of a capacity not exceeding 300 l, whether or not lined or heat-insulated, but not fitted with mechanical or thermal equipment (HS 7310.10.00) from Chile	WTO document G/ADP/N/286/CRI, 12 October 2016	
Dominican Republic		
Initiation on 28 January 2016 of anti-dumping investigation on imports of corrugated or deformed steel rods and bars for concrete reinforcement (HS 7213.10.00; 7213.20.90; 7214.10.00; 7214.20.00; 7214.30.00; 7214.91.00; 7214.99.00) from China	WTO document G/ADP/N/286/DOM, 12 September 2016	Provisional duty imposed on 11 July 2016
Egypt		
Termination on 3 November 2015 (without measure) of anti-dumping investigation on imports of polyethylene terephthalate "PET" (HS 3907.60) from China, India, Malaysia, Oman, Pakistan, Chinese Taipei, Thailand and United Arab Emirates (initiated on 25 August 2014)	WTO document G/ADP/N/280/EGY, 18 January 2016	
Termination on 3 November 2015 (without measure) of countervailing investigation on imports of polyethylene terephthalate "PET" (HS 3907.60) from China, India, Malaysia, Oman, and Pakistan (initiated on 2 July 2014)	WTO document G/SCM/N/298/EGY, 25 January 2016	
Initiation on 30 November 2015 of anti-dumping investigation on imports of dioctyl orthophthalates "DOP" (HS 2917.32) from Korea, Rep. of	WTO document G/ADP/N/280/EGY, 18 January 2016	
Termination on 7 December 2015 (without measure) of safeguard investigation on imports of automotive batteries (HS 8507.10.00) (initiated on 15 December 2014)	WTO document G/SG/N/9/EGY/1, 11 December 2015	
Initiation on 8 December 2015 of safeguard investigation on imports of polyethylene terephthalate "PET" (HS 3907.60)	WTO document G/SG/N/9/EGY/2, 2 September 2016	Terminated on 16 August 2016 (without measure)
Termination on 7 February 2016 (without measure) of safeguard investigation on imports of white sugar (HS 1701.99.90) (initiated on 16 April 2015)	WTO document G/SG/N/6/EGY/12/Suppl.1, 22 April 2016	
Initiation on 10 April 2016 of anti-dumping investigation on imports of matches (in boxes) (HS 3605.00) from Pakistan	WTO document G/ADP/N/286/EGY, 27 July 2016	
Termination on 21 June 2016 of anti-dumping duties on imports of plastic containers (boxes) of PET (HS 3923.10) from Italy (investigation initiated on 24 December 2009 and definitive duty imposed on 22 June 2011)	WTO document G/ADP/N/286/EGY, 27 July 2016	
European Union		
Termination on 27 October 2015 (without measure) of anti-dumping investigation on imports of certain aluminium foil (CAF) (HS 7607.11.19) from China (initiated on 12 December 2014)	WTO document G/ADP/N/280/EU, 8 April 2016	
Initiation on 29 October 2015 of anti-dumping investigation on imports of certain stainless steel tube and pipe butt-welding fittings, whether or not finished (HS 7307.23.10; 7307.23.90) from China and Chinese Taipei	WTO document G/ADP/N/280/EU, 8 April 2016	
Initiation on 16 December 2015 of anti-dumping investigation on imports of slightly modified hand pallet trucks and their essential parts, e.g. chassis and hydraulics (HS 8427.90.00; 8431.20.00) from China (possible circumvention of anti-dumping measures of imports from China imposed in 2011)	WTO document G/ADP/N/280/EU, 8 April 2016; and Commission Implementing Regulation No. 2016/1346 (8 August 2016)	Duty extended on 9 August 2016

Measure	Source/Date	Status
Initiation on 17 December 2015 of anti-dumping investigation on imports of certain manganese oxides (HS 2602.00.00; 2820.90.90) from Brazil, Georgia, India and Mexico	WTO document G/ADP/N/280/EU, 8 April 2016	
Termination on 18 December 2015 of anti-dumping duties on imports of aluminium foil of a thickness of not less than 0.008 mm and not more than 0.018 mm, not backed, not further worked than rolled, in rolls of a width not exceeding 650 mm and of a weight exceeding 10 kg "aluminium household foils (AHF)" (HS 7607.11.19) from Brazil (imposed on 6 October 2009)	WTO document G/ADP/N/280/EU, 8 April 2016	
Termination on 10 February 2016 (without measure) of anti-dumping investigation on imports of tartaric acid (HS 2918.12.00) from China limited to one producer (Hangzhou Bioking Biochemical Engineering Co. Ltd) (initiated on 4 December 2014)	WTO document G/ADP/N/286/EU, 7 October 2016	
Initiation on 13 February 2016 of anti-dumping investigation on imports of certain hot-rolled flat products of iron, non-alloy or other alloy steel (HS 7208.10.00; 7208.25.00; 7208.26.00; 7208.27.00; 7208.36.00; 7208.37.00; 7208.38.00; 7208.39.00; 7208.40.00; 7208.52.99; 7208.53.00; 7208.54.00; 7211.14.00; 7211.19.00; 7225.19.10; 7225.30.10; 7225.30.30; 7225.30.90; 7225.40.12; 7225.40.15; 7225.40.60; 7225.40.90; 7226.19.10; 7226.20.00; 7226.91.20; 7226.91.91) from China	WTO document G/ADP/N/286/EU, 7 October 2016 and Commission Implementing Regulation No. 2016/1778 (6 October 2016)	Provisional duty imposed on 7 October 2016
Initiation on 13 February 2016 of anti-dumping investigation on imports of certain heavy plate of non-alloy or other alloy steel (HS 7208.51.20; 7208.51.91; 7208.51.98; 7208.52.91; 7208.90.20; 7208.90.80; 7225.40.40; 7225.40.60; 7225.99.00) from China	WTO document G/ADP/N/286/EU, 7 October 2016 and Commission Implementing Regulation No. 2016/1777 (6 October 2016)	Provisional duty imposed on 7 October 2016
Initiation on 13 February 2016 of anti-dumping investigation on imports of certain seamless pipes and tubes of iron (other than cast iron) or steel (other than stainless steel), of circular cross section, of an external diameter exceeding 406.4 mm (HS 7304.19.90; 7304.29.90; 7304.39.98; 7304.59.99) from China	WTO document G/ADP/N/286/EU, 7 October 2016	
Initiation on 18 February 2016 of anti-dumping investigation on imports of certain lightweight thermal paper "LWTP" weighing 65 gr/m ² or less (HS 4809.90.00; 4811.90.00; 4816.90.00; 4823.90.85) from Korea, Rep. of	WTO document G/ADP/N/286/EU, 7 October 2016	
Termination on 27 February 2016 of anti-dumping duties on imports of certain iron or steel fasteners, other than of stainless steel, e.g. wood screws (excluding coach screws), self-tapping screws, other screws and bolts with heads (whether or not with their nuts or washers, but excluding screws turned from bars, rods, profiles or wire, of solid section, of a shank thickness not exceeding 6 mm and excluding screws and bolts for fixing railway track construction material), and washers (HS 7318.12.90; 7318.14.91; 7318.14.99; 7318.15.59; 7318.15.69; 7318.15.81; 7318.15.89; 7318.15.90; 7318.21.00; 7318.22.00) from Malaysia (possible circumvention of anti-dumping measures of imports from China imposed in 2009) (investigation initiated on 27 October 2010 and definitive duty extended on 26 July 2011)	WTO document G/ADP/N/286/EU, 7 October 2016	
Termination on 3 March 2016 (without measure) of anti-dumping investigation on imports of silico-manganese (HS 7202.30.00) from India (initiated on 20 December 2014)	WTO document G/ADP/N/286/EU, 7 October 2016	
Initiation on 31 March 2016 of anti-dumping investigation on imports of certain concrete reinforcement bars and rods (HS 7214.10.00; 7214.20.00; 7214.30.00; 7214.91.10; 7214.91.90; 7214.99.10; 7214.99.71; 7214.99.79; 7214.99.95) from Belarus	WTO document G/ADP/N/286/EU, 7 October 2016	
Initiation on 13 May 2016 of countervailing investigation on imports of hot-rolled flat products of iron, non-alloy or other alloy steel (HS 7208.10.00; 7208.25.00; 7208.26.00; 7208.27.00; 7208.36.00; 7208.37.00; 7208.38.00; 7208.39.00; 7208.40.00; 7208.52.99; 7208.53.90; 7208.54.00; 7211.14.00; 7211.19.00; 7225.19.10; 7225.30.10; 7225.30.30; 7225.30.90; 7225.40.12; 7225.40.15; 7225.40.60; 7225.40.90; 7226.19.10; 7226.20.00; 7226.91.20; 7226.91.91; 7226.91.99) from China	WTO document G/SCM/N/305/EU, 27 September 2016	

Measure	Source/Date	Status
Termination on 13 May 2016 of anti-dumping duties on imports of zeolite A powder (HS 2842.10.00) from Bosnia and Herzegovina (investigation initiated on 17 February 2010, provisional and definitive duties imposed on 16 November 2010 and 14 May 2011)	WTO document G/ADP/N/286/EU, 7 October 2016	
Initiation on 1 June 2016 of anti-dumping investigation on imports of certain slightly modified aluminium foil (HS 7607.11.19; 7607.11.90) from China (possible circumvention of anti-dumping measures of imports from China imposed in 2009)	WTO document G/ADP/N/286/EU, 7 October 2016	
Termination on 2 July 2016 (without measure) of anti-dumping investigation on imports of certain ceramic foam filters (HS 6903.10.00; 6903.20.10; 6903.20.90; 6903.90.10; 6903.90.90; 6909.19.00) from China (investigation initiated on 14 August 2015)	Commission Implementing Decision No. 2016/1072 (29 June 2016)	
Initiation on 7 July 2016 of anti-dumping investigation on imports of certain hot-rolled flat products of iron, non-alloy or other alloy steel (HS 7208.10.00; 7208.25.00; 7208.26.00; 7208.27.00; 7208.36.00; 7208.37.00; 7208.38.00; 7208.39.00; 7208.40.00; 7208.52.99; 7208.53.90; 7208.54.00; 7211.14.00; 7211.19.00; 7225.19.10; 7225.30.10; 7225.30.30; 7225.30.90; 7225.40.12; 7225.40.15; 7225.40.60; 7225.40.90; 7226.19.10; 7226.20.00; 7226.91.20; 7226.91.91; 7226.91.99) from Brazil; Iran, Islamic Rep. of; Russian Federation; Serbia and Ukraine	Commission Notice 2016/C 246/08 (7 July 2016)	
Initiation on 3 August 2016 of anti-dumping investigation on imports of purified terephthalic acid and its salts (HS 2917.36.00) from Korea, Rep. of	Commission Notice 2016/C 281/11 (3 August 2016)	
Termination on 10 August 2016 (without measure) of countervailing investigation on imports of European sea bass and gilthead (HS 0302.84.10; 0302.85.30; 0303.84.10; 0303.89.55; 0304.49.90; 0304.89.90) from Turkey (investigation initiated on 14 August 2015)	Commission Implementing Decision No. 2016/1360 (8 August 2016)	
Termination on 10 August 2016 of anti-dumping duties on imports of ring binder mechanisms which consist of at least two steel sheets or wires with at least four half-rings made of steel wire fixed on them and which are kept together by a steel cover (HS 8305.10.00) from Thailand (investigation initiated on 20 May 2010. Provisional and definitive duties imposed on 11 February and 9 August 2011)	Commission Notice 2016/C 329/06 (7 September 2016)	
India		
Initiation on 20 October 2015 of anti-dumping investigation on imports of AA dry cell batteries (HS 8506.10) from China and Viet Nam	WTO document G/ADP/N/280/IND, 12 April 2016	
Initiation on 21 October 2015 of anti-dumping investigation on imports of jute products (HS 5301; 5307; 5310; 6305) from Bangladesh and Nepal	WTO document G/ADP/N/280/IND, 12 April 2016	
Termination on 21 October 2015 of anti-dumping duties on imports of all fully drawn yarn (HS 5402.47) from Viet Nam (imposed on 11 November 2009)	WTO document G/ADP/N/280/IND, 12 April 2016	
Termination on 18 November 2015 of anti-dumping duties on imports of carbon black (HS 2803.00.10) from Thailand (investigation initiated on 26 December 2008. Provisional and definitive duties imposed on 30 July 2009 and 28 January 2010)	WTO document G/ADP/N/280/IND, 12 April 2016	
Termination on 20 November 2015 (without measure) of anti-dumping investigation on imports of carbon black (HS 2803.00.10) from Korea, Rep. of (initiated on 9 February 2015)	WTO document G/ADP/N/280/IND, 12 April 2016	
Initiation on 7 December 2015 of anti-dumping investigation on imports of linear alkyl benzene "LAB" (HS 3817.00.11) from China; Iran, Islamic Rep. of and Qatar	WTO document G/ADP/N/280/IND, 12 April 2016	
Initiation on 7 December 2015 of safeguard investigation on imports of hot-rolled flat sheets and plates (excluding hot-rolled flat products in coil form) of alloy or non-alloy steel having nominal thickness less than or equal to 150 mm and nominal width of greater than or equal to 600 mm (HS 7208; 7225.40.41; 7225.40.19; 7225.40.20; 7225.40.30; 7225.99.00)	WTO document G/SG/N/6/IND/42, 10 December 2015	

Measure	Source/Date	Status
Initiation on 15 December 2015 of anti-dumping investigation on imports of aluminium foil (HS 7607) from China	WTO document G/ADP/N/280/IND, 12 April 2016	
Initiation on 23 December 2015 of anti-dumping investigation on imports of clear float glass (HS 7003; 7004; 7005; 7005.10.90; 7009; 7013; 7015; 7016; 7018; 7019; 7020) from Iran, Islamic Rep. of	WTO document G/ADP/N/280/IND, 12 April 2016	
Initiation on 28 December 2015 of anti-dumping investigation on imports of axle for trailers (HS 8716.90.10) from China	WTO document G/ADP/N/280/IND, 12 April 2016	
Initiation on 30 December 2015 of anti-dumping investigation on imports of low ash metallurgical coke (HS 2704.00.10; 2704.00.20; 2704.00.30; 2704.00.90) from Australia and China	WTO document G/ADP/N/280/IND, 12 April 2016	
Initiation on 1 January 2016 of anti-dumping investigation on imports of aluminium radiators, aluminium radiator sub-assemblies and aluminium radiator core (HS 8708.91.00) from China	WTO document G/ADP/N/286/IND, 7 October 2016	
Initiation on 14 January 2016 of anti-dumping investigation on imports of styrene butadiene rubber "SBR" of 1,500 series and 1,700 series (HS 4002.19) from the European Union; Korea, Rep. of and Thailand	WTO document G/ADP/N/286/IND, 7 October 2016	
Initiation on 14 January 2016 of anti-dumping investigation on imports of hydrogen peroxide (HS 2847.00.00) from Bangladesh; Indonesia; Korea, Rep. of; Pakistan; Chinese Taipei and Thailand	WTO document G/ADP/N/286/IND, 7 October 2016	
Initiation on 27 January 2016 of anti-dumping investigation on imports of elastomeric filament yarn of all deniers up to and including 150 denier, excluding coloured yarns (spandex or elastane) (HS 5404.11.00; 5402.44.00; 5402.69.90) from China; Korea, Rep. of; Chinese Taipei and Viet Nam	WTO document G/ADP/N/286/IND, 7 October 2016	
Initiation on 1 February 2016 of anti-dumping investigation on imports of castings of wind operated electricity generators/windmills (HS 8503) from China	WTO document G/ADP/N/286/IND, 7 October 2016	
Initiation on 17 February 2016 of anti-dumping investigation on imports of diclofenac sodium (HS 2942) from China (possible circumvention of anti-dumping measures of imports imposed in 2008)	WTO document G/ADP/N/286/IND, 7 October 2016	
Termination on 18 February 2016 (without measure) of anti-dumping investigation on 2-ethyl hexanol "2EH" (HS 2905.16.20) from Kingdom of Saudi Arabia (initiated on 20 November 2014)	WTO document G/ADP/N/286/IND, 7 October 2016	
Initiation on 19 February 2016 of anti-dumping investigation on imports of cold-rolled flat products of stainless steel (HS 72) from China; European Union; Korea, Rep. of; South Africa; Chinese Taipei; Thailand and the United States (possible circumvention of anti-dumping measures of imports imposed in 2010)	WTO document G/ADP/N/286/IND, 7 October 2016	
Initiation on 24 February 2016 of anti-dumping investigation on imports of flexible slabstock polyol (HS 3907.20) from Thailand	WTO document G/ADP/N/286/IND, 7 October 2016	
Termination on 8 April 2016 of anti-dumping duties on imports of acetone (HS 2914.11) from Japan and Thailand (investigation initiated on 3 September 2009, provisional and definitive duties imposed on 9 April 2010 and 18 April 2011)	Permanent Delegation of India to the WTO (30 September 2016)	
Initiation on 11 April 2016 of anti-dumping investigation on imports of hot-rolled flat products of alloy or non-alloy steel in coils of a width up to 2,100 mm and thickness up to 25 mm and hot-rolled flat products of alloy or non-alloy steel not in coils (commonly known as sheets and plates) of a width up to 4,950 mm and thickness up to 150 mm (HS 7208; 7211; 7225; 7226) from Brazil; China; Indonesia; Japan; Korea, Rep. of; and the Russian Federation	WTO document G/ADP/N/286/IND, 7 October 2016 and Notification No. 44/2016-Customs (ADD) Ministry of Finance (Department of Revenue) (8 August 2016)	Provisional duty imposed on 8 August 2016
Initiation on 12 April 2016 of countervailing investigation on imports of certain hot-rolled and cold-rolled stainless steel flat products (HS 7219; 7220) from China	WTO document G/SCM/N/305/IND, 7 October 2016	
Termination on 18 April 2016 of anti-dumping duties on imports of phenol (HS 2707.99.00; 2907.11.10) from Japan and Thailand (investigation initiated on 11 August 2009, provisional and definitive duties imposed on 19 April and 1 December 2010)	Permanent Delegation of India to the WTO (30 September 2016)	

Measure	Source/Date	Status
Initiation on 19 April 2016 of safeguard investigation on imports of unwrought aluminium (aluminium not alloyed and aluminium alloys) (HS 7601)	WTO document G/SG/N/6/IND/43, 22 April 2016	
Initiation on 19 April 2016 of anti-dumping investigation on imports of cold-rolled cold-reduced flat steel products of iron or non-alloy steel, or other alloy steel, of all widths and thickness, not clad, plated or coated (HS 7209; 7211; 7225; 7226) from China; Japan; Korea, Rep. of and Ukraine	WTO document G/ADP/N/286/IND, 7 October 2016 and Notification No. 45/2016-Customs (ADD), Ministry of Finance - Department of Revenue (17 August 2016)	Provisional duty imposed on 17 August 2016
Initiation on 27 April 2016 of anti-dumping investigation on imports of amoxicillin (HS 2941.10.30) from China	WTO document G/ADP/N/286/IND, 7 October 2016	
Initiation on 3 May 2016 of anti-dumping investigation on imports of new/unused pneumatic radial tyres, with or without tubes and/or flap of rubber (including tubeless tyres) having nominal rim code above 16" used in buses and lorries/trucks (HS 4011.20.10; 4012.90.49; 4013.10.20) from China	WTO document G/ADP/N/286/IND, 7 October 2016	
Initiation on 12 May 2016 of anti-dumping investigation on imports of sodium chlorate (HS 2829.11.00) from Canada, China and European Union	WTO document G/ADP/N/286/IND, 7 October 2016	
Initiation on 1 June 2016 of anti-dumping investigation on imports of refined naphthalene (HS 2902.90.40) from China, European Union and Chinese Taipei	WTO document G/ADP/N/286/IND, 7 October 2016	
Initiation on 1 June 2016 of anti-dumping investigation on imports of crude naphthalene (HS 2707.40.00) from China; European Union; Iran, Islamic Rep. of; Japan and Russian Federation	WTO document G/ADP/N/286/IND, 7 October 2016	
Initiation on 2 June 2016 of anti-dumping investigation on imports of wire rod of alloy or non-alloy steel (HS 7213.10.90; 7221; 7227.10.00) from China	WTO document G/ADP/N/286/IND, 7 October 2016	
Initiation on 15 June 2016 of anti-dumping investigation on imports of non-woven fabric made of polypropylene of GSM 25 or less (HS 5603.11.00; 5603.91.00) from China, Indonesia, Malaysia, Kingdom of Saudi Arabia and Thailand	WTO document G/ADP/N/286/IND, 7 October 2016	
Initiation on 23 June 2016 of anti-dumping investigation on imports of textured tempered glass whether coated or uncoated (HS 7007.19.00; 7003.19.90; 7005.10.10; 7005.10.90; 7005.21.90; 7005.29.90; 7005.30.90) from China	WTO document G/ADP/N/286/IND, 7 October 2016	
Termination on 23 June 2016 of anti-dumping duties on imports of PVC paste resin (HS 3904.22.10) from the Russian Federation (investigation initiated on 3 November 2009, provisional and definitive duties imposed on 26 July 2010 and on 26 July 2011)	WTO document G/ADP/N/286/IND, 7 October 2016	
Initiation on 29 June 2016 of anti-dumping investigation on imports of colour-coated/pre-painted flat products of alloy and non-alloy steel (HS 7210.70.00; 7212.40.00; 7225.99.00; 7226.99.90; 7210.11.10; 7210.11.90; 7210.12.10; 7210.12.90; 7210.30.10; 7210.30.90; 7210.41.00; 7210.49.00; 7210.50.00; 7210.61.00; 7210.69.00; 7210.90.10; 7210.90.90; 7212.10.10; 7212.10.90; 7212.30.90; 7212.50.20; 7212.50.90; 7212.60.00; 7225.50.30; 7225.92.00; 7226.11.00) from China and the European Union	WTO document G/ADP/N/286/IND, 7 October 2016	
Initiation on 5 August 2016 of anti-dumping investigation on imports of ammonium nitrate (HS 3102.30.00) from Georgia; Indonesia; Iran, Islamic Rep. of and Russian Federation	Permanent Delegation of India to the WTO (18 October 2016) and Notification No. 14/1/2016-DGAD, Ministry of Commerce and Industry - Directorate General of Anti-Dumping and Allied Duties (5 August 2016)	
Termination on 22 August 2016 of anti-dumping duties on imports of sodium hydroxide "caustic soda" (HS 2815.11; 2815.12) from Norway and Thailand (investigation initiated on 31 May 2010 and definitive duty imposed on 23 August 2011)	Permanent Delegation of India to the WTO (18 October 2016)	

Measure	Source/Date	Status
Initiation on 2 September 2016 of anti-dumping investigation on imports of normal butanol (n-butyl alcohol) (HS 2905.13.00) from Kingdom of Saudi Arabia	Permanent Delegation of India to the WTO (18 October 2016) and Notification No. 14/20/2016-DGAD, Ministry of Commerce and Industry - Directorate General of Anti-Dumping and Allied Duties (2 September 2016)	
Initiation on 16 September 2016 of anti-dumping investigation on imports of polybutadiene rubber (butadiene rubber "PBR") (HS 4002.20.00) from Iran, Islamic Rep. of; Korea, Rep. of; Russian Federation; Singapore and South Africa	Permanent Delegation of India to the WTO (18 October 2016) and Notification No. 14/40/2016-DGAD, Ministry of Commerce and Industry - Directorate General of Anti-Dumping and Allied Duties (16 September 2016)	
Termination on 19 September 2016 of anti-dumping duties on imports of morpholine (HS 2933.39.17) from China and European Union (investigation initiated on 7 December 2010, provisional and definitive duties imposed on 20 September 2011 and 24 January 2012)	Permanent Delegation of India to the WTO (18 October 2016)	
Initiation on 21 September 2016 of anti-dumping investigation on imports of ofloxacin acid (o-acid) (HS 2941.90.30; 2915.29.90; 2916.39.90; 2918.30.90; 2918.99.00; 2934.99.00; 2941.10.90; 2941.90.90; 2942.00.90) from China	Permanent Delegation of India to the WTO (18 October 2016) and Notification No. 14/31/2016-DGAD, Ministry of Commerce and Industry - Directorate General of Anti-Dumping and Allied Duties (21 September 2016)	
Initiation on 4 October 2016 of anti-dumping investigation on imports of ofloxacin (HS 3004.20.34; 2915; 2916; 2918; 2941) from China	Permanent Delegation of India to the WTO (18 October 2016) and Notification No. 14/06/2016-DGAD, Ministry of Commerce and Industry - Directorate General of Anti-Dumping and Allied Duties (4 October 2016)	
Initiation on 5 October 2016 of anti-dumping investigation on imports of toluene di-isocyanate-TDI (HS 2929.10.20; 2909.43.00; 2929.10.90; 2929.10.10, 3824.90.90; 3909.50.00) from China; Japan and Korea, Rep. of	Permanent Delegation of India to the WTO (18 October 2016) and Notification No. 14/36/2016-DGAD, Ministry of Commerce and Industry - Directorate General of Anti-Dumping and Allied Duties (5 October 2016)	
Initiation on 13 October 2016 of anti-dumping investigation on imports of sulphonated naphthalene formaldehyde (SNF) (HS 3824.40.90) from China	Notification No. 14/15/2016-DGAD, Ministry of Commerce and Industry - Directorate General of Anti-Dumping and Allied Duties (13 October 2016)	
Initiation on 13 October 2016 of anti-dumping investigation on imports of resorcinol (HS 2907.21.00) from China and Japan	Notification No. 14/37/2016-DGAD, Ministry of Commerce and Industry - Directorate General of Anti-Dumping and Allied Duties (13 October 2016)	

Measure	Source/Date	Status
Initiation on 13 October 2016 of anti-dumping investigation on imports of ceramic tablewares and kitchen wares, excluding knives and toilet items (HS 6911; 6912) from China	Notification No. 14/05/2016-DGAD, Ministry of Commerce and Industry - Directorate General of Anti-Dumping and Allied Duties (13 October 2016)	
Initiation on 14 October 2016 of anti-dumping investigation on imports of caustic soda (HS 2815.11.01; 2815.11.02; 2815.12.00) from Japan and Qatar	Notification No. 14/31/2015-DGAD, Ministry of Commerce and Industry - Directorate General of Anti-Dumping and Allied Duties (14 October 2016)	
Indonesia		
Termination on 13 June 2016 (without measure) of safeguard investigation on imports of glucose, not containing fructose or containing in the dry state less than 20% by weight of fructose, not including dextrose monohydrate pharmaceutical grade, dextrose monohydrate pyrogen free, maltodextrine, and dextrose anhydrous (HS 1702.30.10) (initiated on 14 July 2015)	WTO document G/SG/N/9/IDN/10, 14 June 2016	
Initiation on 8 August 2016 of anti-dumping investigation on imports of glass frit and other glass (HS 3207.20.90; 3207.40.00) from China	Permanent Delegation of Indonesia to the WTO (14 October 2016)	
Initiation on 22 August 2016 of anti-dumping investigation on imports of poly(ethylene terephthalate) "PET" (HS 3907.60.10; 3907.60.20; 3907.60.90) from China; Korea, Rep. of and Malaysia	Permanent Delegation of Indonesia to the WTO (14 October 2016)	
Initiation on 31 August 2016 of anti-dumping investigation on imports of steel wire rods (HS 7213.91.10; 7213.91.20; 7213.91.90; 7213.99.10; 7213.99.20; 7213.99.90; 7227.90.00) from China	Permanent Delegation of Indonesia to the WTO (14 October 2016)	
Israel		
Initiation on 27 October 2015 of anti-dumping investigation on float glass (HS 7005.29.90) from Turkey	WTO document G/ADP/N/286/ISR, 27 July 2016	Provisional duty imposed on 18 April 2016
Japan		
Initiation on 30 September 2016 of anti-dumping investigation on imports of poly(ethylene terephthalate) "PET" with a high degree of polymerization (HS 3907.60) from China	Permanent Delegation of Japan to the WTO (14 October 2016)	
Jordan		
Termination on 3 November 2015 (without measure) of safeguard investigation on imports of writing and printing papers size A4 (HS 4802.56) (initiated on 28 August 2014)	WTO document G/SG/N/8/JOR/9/Suppl.1, 20 November 2015	
Termination on 16 December 2015 of safeguard duties on imports of bars and rods of iron and steel (HS 7213.10.5; 7213.20.6; 7214.10.5; 7214.20.5; 7214.30.5; 7214.91.5; 7214.99.5; 7215.10.5; 7215.50.5; 7215.90.5) (initiated on 4 April 2012 and definitive duty imposed on 16 June 2013)	WTO document G/SG/N/10/JOR/8/Suppl.2, 6 January 2016	
Initiation on 24 July 2016 of safeguard investigation on imports of aluminium bars, rods and profiles (HS 7604)	WTO documents G/SG/N/6/JOR/18, 25 July 2016 and G/SG/N/7/JOR/2/Suppl.1, 17 August 2016	Provisional duty imposed on 31 July 2016
Korea, Rep. of		
Initiation on 22 December 2015 of anti-dumping investigation on imports of butyl glycol ether (HS 2909.43) from France and the United States	WTO document G/ADP/N/280/KOR, 6 April 2016	
Initiation on 30 December 2015 of anti-dumping investigation on imports of titanium dioxide (HS 3206.11) from China	WTO document G/ADP/N/286/KOR, 28 September 2016	Terminated on 10 August 2016 (without measure)
Termination on 3 January 2016 of anti-dumping duties on imports of aluminium bottle can (HS 7612.90.90) from Japan (investigation initiated on 27 January 2012 and definitive duty imposed on 3 January 2013)	WTO document G/ADP/N/286/KOR, 28 September 2016	
Termination on 21 August 2016 of anti-dumping duties on imports of choline chloride (HS 2309.90, 2923.10) from Canada, China, India and the United States (imposed on 20 October 2004)	Permanent Delegation of the Republic of Korea to the WTO (19 October 2016)	

Measure	Source/Date	Status
Initiation on 8 September 2016 of anti-dumping investigation on imports of pre-sensitized aluminium plate for offset printing (HS 3701.30.91) from China	Permanent Delegation of the Republic of Korea to the WTO (19 October 2016)	
Malaysia		
Termination on 8 January 2016 (without measure) of safeguard investigation on imports of hot-rolled coils (HS 7208.36.00; 7208.37.00; 7208.38.00; 7208.39.20; 7208.39.90; 7225.30.00) (initiated on 11 September 2015)	WTO document G/SG/N/9/MYS/2, 19 January 2016	
Initiation on 28 May 2016 of safeguard investigation on imports of steel concrete reinforcing bars (HS 7214.10.21; 7214.10.29; 7214.10.91; 7214.10.99; 7214.20.21; 7214.20.29; 7214.20.91; 7214.20.99; 7214.30.10; 7214.30.90; 7214.99.21; 7214.99.29; 7214.99.91; 7214.99.99; 7228.10.10; 7228.10.90; 7228.20.10; 7228.20.90; 7228.30.10; 7228.30.90; 7228.40.10; 7228.40.90; 7228.50.10; 7228.50.90; 7228.60.10; 7228.60.90; 7228.80.10; 7228.80.91; 7228.80.99)	WTO documents G/SG/N/6/MYS/4, 2 June 2016 and G/SG/N/7/MYS/2, 29 September 2016	Provisional duty imposed on 26 September 2016
Initiation on 29 May 2016 of safeguard investigation on imports of steel wire rod and deformed bar-in-coil (HS 7213.10.00; 7213.91.00; 7213.99.00; 7227.90.00)	WTO documents G/SG/N/6/MYS/5, 2 June 2016 and G/SG/N/7/MYS/3, 29 September 2016	Provisional duty imposed on 27 September 2016
Mexico		
Termination on 4 November 2015 of anti-dumping duties on imports of nuts of carbon steel, black or coated (HS 7318.16.03; 7318.16.04) from China (investigation initiated on 3 February 2009 and definitive duty imposed on 3 August 2010)	WTO document G/ADP/N/280/MEX, 22 February 2016	
Initiation on 17 December 2015 of anti-dumping investigation on imports of coated flat steel products (HS 7210.30.01; 7210.30.99; 7210.41.01; 7210.41.99; 7210.49.01; 7210.49.02; 7210.49.03; 7210.49.04; 7210.49.99; 7210.61.01; 7210.70.01; 7210.70.99; 7212.20.01; 7212.20.02; 7212.20.99; 7212.30.01; 7212.30.02; 7212.30.99; 7212.40.03; 7212.40.99; 7225.91.01; 7225.92.01; 7226.99.01; 7226.99.02; 9802.00.01; 9802.00.02; 9802.00.03; 9802.00.04; 9802.00.06; 9802.00.07; 9802.00.10; 9802.00.13; 9802.00.15; 9802.00.19) from China and Chinese Taipei	WTO document G/ADP/N/280/MEX, 22 February 2016; and Diario Oficial de la Federación (Official Journal), 29 July 2016	Provisional duty imposed on 29 July 2016
Initiation on 22 December 2015 of anti-dumping investigation on imports of cold-rolled sheet (HS 7225.50.02; 7225.50.03) from China (possible circumvention of anti-dumping measures of imports from China imposed in 2015)	WTO document G/ADP/N/289/MEX, 24 August 2016; and Diario Oficial de la Federación (Official Journal), 11 July 2016	Definitive duty imposed on 11 July 2016
Initiation on 8 January 2016 of anti-dumping investigation on imports of high-carbon ferro-manganese (HS 7202.11.01; 9802.00.13) from Korea, Rep. of	WTO document G/ADP/N/286/MEX, 7 September 2016; and Diario Oficial de la Federación (Official Journal), 11 July 2016	Provisional duty imposed on 11 July 2016
Termination on 29 May 2016 of anti-dumping duties on imports of synthetic polybutadiene-styrene rubber in emulsion (HS 4002.19.02) from Brazil (imposed on 28 May 1996)	WTO document G/ADP/N/286/MEX, 7 September 2016	
Termination on 7 June 2016 (without measure) of anti-dumping investigation on imports of apples (HS 0808.10.01) from the United States (investigation initiated on 4 December 2014 and provisional duty imposed on 6 January 2016)	WTO document G/ADP/N/286/MEX, 7 September 2016	
Termination on 5 August 2016 of anti-dumping duties on imports of hydraulic bottle jacks (HS 8425.42.02) from China (imposed on 24 September 2005)	Permanent Delegation of Mexico to the WTO (13 October 2016) and Diario Oficial de la Federación (Official Journal), 5 August 2016	
Morocco		
Initiation on 21 March 2016 of anti-dumping investigation on imports of refrigerators (HS 8418.10.00; 8418.21.00) from China, Thailand and Turkey	WTO document G/ADP/N/286/MAR, 30 August 2016	

Measure	Source/Date	Status
Initiation on 18 May 2016 of anti-dumping investigation on imports of ceramic tiles (HS 6908.90.00) from Spain	WTO document G/ADP/N/286/MAR, 30 August 2016	
New Zealand		
Termination on 2 June 2016 of anti-dumping duties on imports of wire nails, bright (plain) and galvanized (coated), of various lengths and diameter (other than collated or for collation) (HS 7317.00.09) from China (investigation initiated on 15 November 2010. Definitive duty imposed on 2 June 2011 (on 1 June 2014, duty temporarily suspended for a period of 3 years))	WTO document G/ADP/N/286/NZL, 29 August 2016	
Pakistan		
Initiation on 19 October 2015 of anti-dumping investigation on imports of wire rod (HS 7213.90.10; 7213.91.90; 7213.99.90; 7227.90.00) from China	WTO document G/ADP/N/286/PAK, 29 August 2016	
Initiation on 13 November 2015 of anti-dumping investigation on imports of dextrose monohydrate (HS 1702.30.00) from India	WTO document G/ADP/N/280/PAK, 25 February 2016	
Initiation on 7 December 2015 of anti-dumping investigation on imports of offset printing ink (HS 3215.11.10; 3215.11.90; 3215.19.10; 3215.19.90) from China and Korea, Rep. of	WTO document G/ADP/N/280/PAK, 25 February 2016	
Termination on 11 January 2016 of anti-dumping duties on imports of secondary quality tinplate (HS 7210.12.10) from Belgium, France, Germany, Netherlands and the United States (investigation initiated on 16 January 2009. Provisional and definitive duties imposed on 16 July and 14 November 2009)	WTO document G/ADP/N/286/PAK, 29 August 2016	
Initiation on 15 January 2016 of anti-dumping investigation on imports of certain uncoated writing and printing paper (HS 4802.55.10; 4802.56.00; 4802.57.00; 4802.61.00; 4802.62.00) from Brazil, China, Indonesia, Japan and Thailand	WTO document G/ADP/N/286/PAK, 29 August 2016	
Initiation on 30 January 2016 of anti-dumping investigation on imports of one side coated duplex board-grey back (HS 4810.92.00; 4810.99.00) from China, Indonesia and Japan	WTO document G/ADP/N/286/PAK, 29 August 2016	
Initiation on 8 February 2016 of anti-dumping investigation on imports of coated bleached board/folding box board with back (HS 4810.92.00; 4810.99.00) from China	WTO document G/ADP/N/286/PAK, 29 August 2016	
Initiation on 19 February 2016 of anti-dumping investigation on imports of wall and floor tiles (HS 6907.10.00; 6907.90.00; 6908.10.00; 6908.90.10; 6908.90.90) from China	WTO document G/ADP/N/286/PAK, 29 August 2016	
Initiation on 27 February 2016 of anti-dumping investigation on imports of polyester filament yarn (HS 5402.33.00; 5402.47.00; 5402.62.00) from China and Malaysia	WTO document G/ADP/N/286/PAK, 29 August 2016	
Termination on 8 March 2016 of anti-dumping duties on imports of formic acid 85% (HS 2915.11.00) from Finland and Germany (imposed on 9 March 2006)	WTO document G/ADP/N/286/PAK/Rev.1, 5 October 2016	
Initiation on 20 April 2016 of countervailing investigation on imports of fine cotton yarn (HS 5205.15.00; 5205.27.00; 5205.28.00; 5205.35.00; 5205.47.00; 5205.48.00) from India	WTO document G/SCM/N/305/PAK, 29 August 2016	
Russian Federation (for Eurasian Economic Union between the Russian Federation, Armenia, Belarus, Kazakhstan and Kyrgyz Rep.)		
Termination on 24 June 2016 (without measure) of countervailing investigation on imports of ferrosilicon manganese (HS 7202.30) from Ukraine (initiated on 26 December 2014)	WTO document G/SCM/N/305/RUS, 7 October 2016	
South Africa (for Southern African Customs Union between Botswana, Lesotho, Namibia, South Africa and Swaziland)		
Termination on 3 February 2016 of anti-dumping duties on blankets (excluding electric blankets) of acrylic fibres (HS 6301.40; 6301.90) from China and Turkey (imposed on 18 June 1999)	WTO document G/ADP/N/286/ZAF, 7 September 2016	
Initiation on 24 March 2016 of safeguard investigation on imports of certain flat-rolled products of iron, non-alloy steel or other alloy steel (not including stainless steel) (HS 7208.10; 7208.25; 7208.26; 7208.27; 7208.36; 7208.37; 7208.38; 7208.39; 7208.40; 7208.51; 7208.52; 7208.53; 7208.54; 7208.90; 7211.14; 7211.19; 7225.30; 7225.40; 7225.99; 7226.91; 7226.99)	WTO document G/SG/N/6/ZAF/4, 4 April 2016	

Measure	Source/Date	Status
Termination on 5 May 2016 of anti-dumping duties on bolts and nuts of iron and steel (HS 7318.15.43; 7318.16.20; 7318.16.30) from China (imposed on 6 August 1999)	Notice No. R 912 of 2016 (12 August 2016) - International Trade Administration Commission - Government Gazette No. 40204	
Initiation on 29 July 2016 of safeguard investigation on imports of flat-rolled products of iron or non-alloy steel (HS 7209.15; 7209.16; 7209.17; 7209.18; 7225.50; 7226.92)	WTO document G/SG/N/6/ZAF/5, 1 August 2016	
Termination on 12 August 2016 of anti-dumping duties on imports of bolts and nuts of iron or steel (HS 7318.15) from China (imposed on 6 August 1999)	Permanent Delegation of South Africa to the WTO (13 October 2016)	
Termination on 23 September 2016 of anti-dumping duties on imports of paper insulated lead covered electrical cable (HS 8544.60.10) from India (imposed on 31 March 2000)	Permanent Delegation of South Africa to the WTO (13 October 2016) and Notice No. R 1150 of 2016 (23 September 2016) - International Trade Administration Commission - Government Gazette No. 40294	
Saudi Arabia, Kingdom of (for Gulf Cooperation Council - Bahrain, Kingdom of; Kuwait, State of; Oman; Qatar; Saudi Arabia, Kingdom of and United Arab Emirates)		
Initiation on 31 December 2015 of anti-dumping investigation on imports of electric lead-acid accumulators of capacity of 35 up to 115 Amp-hour, whether or not rectangular (including square) of a kind used for starting piston engines (automotive batteries) (HS 8507.10) from Korea, Rep. of	WTO document G/ADP/N/286/SAU, 31 August 2016	
Initiation on 9 June 2016 of safeguard investigation on imports of flat-rolled products of iron or non-alloy steel (HS 7210.70; 7210.90)	WTO documents G/SG/N/6/BHR/1; G/SG/N/6/KWT/1; G/SG/N/6/OMN/1; G/SG/N/6/QAT/1; G/SG/N/6/SAU/1 and G/SG/N/6/ARE/1, 10 June 2016	
Initiation on 3 October 2016 of safeguard investigation on imports of ferro-silico-manganese (HS 7202.30.00)	WTO documents G/SG/N/6/BHR/2; G/SG/N/6/KWT/2; G/SG/N/6/OMN/2; G/SG/N/6/QAT/2; G/SG/N/6/SAU/2 and G/SG/N/6/ARE/2, 10 October 2016	
Separate Customs Territory of Taiwan, Penghu, Kinmen and Matsu		
Initiation on 22 February 2016 of anti-dumping investigation on imports of certain flat-rolled steel products, plated or coated with zinc or zinc-alloys (HS 7210.30.00; 7210.41.00; 7210.49.00; 7210.61.00; 7210.90.90; 7212.20.00; 7212.30.00; 7212.50.90; 7225.91.00; 7225.92.00; 7225.99.10; 7226.99.10; 7226.99.20) from China and Korea, Rep. of	WTO document G/ADP/N/286/TPKM, 14 October 2016 and Permanent Delegation of the Separate Customs Territory of Taiwan, Penghu, Kinmen and Matsu to the WTO (6 October 2016)	Provisional duty imposed on 22 August 2016
Initiation on 22 February 2016 of anti-dumping investigation on imports of certain carbon steel plate, including, without limitation, other flat-rolled products of iron or non-alloy steel, hot-rolled, not in coil, not clad, plated or coated, of a thickness of 6 mm or more (HS 7208.51.10; 7208.51.20; 7208.51.30; 7208.51.40; 7208.52.10; 7208.52.20; 7208.52.30; 7208.90.10; 7208.90.21; 7208.90.30; 7208.90.40; 7211.14.10; 7211.14.20; 7211.14.30; 7211.14.40; 7225.40.00) from Brazil; China; India; Indonesia; Korea, Rep. of and Ukraine	WTO document G/ADP/N/286/TPKM, 14 October 2016 and Permanent Delegation of the Separate Customs Territory of Taiwan, Penghu, Kinmen and Matsu to the WTO (6 October 2016)	Provisional duty imposed on 22 August 2016
Thailand		
Initiation on 18 January 2016 of anti-dumping investigation on imports of certain iron steel pipe and tube (HS 7305.11; 7305.12; 7305.19; 7305.31; 7305.39; 7305.90; 7306.19; 7306.29; 7306.30; 7306.50; 7306.61; 7306.69; 7306.90) from China and Korea, Rep. of	WTO document G/ADP/N/286/THA, 2 September 2016	

Measure	Source/Date	Status
Initiation on 18 January 2016 of anti-dumping investigation on imports of flat hot-rolled in coils and not in coils (HS 7208; 7211.13; 7211.14; 7211.19) from Brazil; Iran, Islamic Rep. of and Turkey	WTO document G/ADP/N/286/THA, 2 September 2016	
Initiation on 4 February 2016 of anti-dumping investigation on imports of flat hot-rolled steel-pickled and oiled in coils and not in coils (HS 7208.25.00; 7208.26.00; 7208.27.10; 7208.27.90; 7211.14.19; 7211.19.11; 7211.19.21) from Korea, Rep. of	WTO document G/ADP/N/286/THA, 2 September 2016	
Initiation on 4 February 2016 of safeguard investigation on imports of structural hot-rolled h-beam with alloy (HS 7228.70.10; 7228.70.90)	WTO document G/SG/N/6/THA/5, 9 February 2016	
Initiation on 15 March 2016 of anti-dumping investigation on imports of bead wire (HS 7217.30.31) from China	WTO document G/ADP/N/286/THA, 2 September 2016	
Initiation on 14 September 2016 of anti-dumping investigation on imports of galvanized flat sheet and coil (HS 7210.49; 7212.30; 7225.92.90) from China; Korea, Rep. of and Chinese Taipei	Permanent Delegation of Thailand to the WTO (21 October 2016)	
Turkey		
Initiation on 12 November 2015 of anti-dumping investigation on imports of unframed glass mirrors (HS 7009.91) from China	WTO document G/ADP/N/280/TUR, 25 February 2016; and Permanent Delegation of Turkey to the WTO (7 October 2016)	Definitive duty imposed on 1 July 2016
Initiation on 6 February 2016 of anti-dumping investigation on imports of concrete pumps, concrete pump trucks (HS 8413.40.00; 8705.90.30) from China and Korea, Rep. of	WTO document G/ADP/N/286/TUR, 6 September 2016	
Termination on 4 March 2016 (without measure) of safeguard investigation on imports of transmission apparatus incorporating reception apparatus "cellular" portable telephone (HS 8517.12.00) (initiated on 5 December 2014)	WTO document G/SG/N/9/TUR/6, 15 March 2016	
Termination on 15 April 2016 (without measure) of anti-dumping investigation on imports of BOPP film (HS 3920.20.21) from China, Egypt, India and the Kingdom of Saudi Arabia (initiated on 15 October 2014)	WTO document G/ADP/N/286/TUR, 6 September 2016	
Initiation on 17 April 2016 of anti-dumping investigation on imports of phthalic anhydride (HS 2917.35.00) from Korea, Rep. of	WTO document G/ADP/N/286/TUR, 6 September 2016	
Termination on 20 April 2016 of anti-dumping duties on imports of hot-rolled coil steel (HS 7208.37.00; 7208.38.00; 7208.39.00; 7225.30.90) from China, France, Japan, Romania, Russian Federation, Slovak Republic and Ukraine (investigation initiated on 28 January 2015, and provisional duty imposed on 28 August 2015 on imports from China, Japan, Russian Federation and Slovak Republic)	WTO document G/ADP/N/286/TUR, 6 September 2016	
Termination on 3 May 2016 of anti-dumping duties on imports of skid chain for motor vehicles of iron or steel (HS 7315.11; 7315.12; 7315.19) from China (imposed on 20 August 2005)	WTO document G/ADP/N/286/TUR, 6 September 2016	
Initiation on 24 June 2016 of anti-dumping investigation on imports of uncoloured float glass (HS 7005.29) from the Russian Federation	WTO document G/ADP/N/286/TUR, 6 September 2016	
Initiation on 1 July 2016 of anti-dumping investigation on imports of quilted textile products (HS 5811.00) from China	Permanent Delegation of Turkey to the WTO (14 October 2016)	
Initiation on 1 July 2016 of anti-dumping investigation on imports of solar panels (HS 8541.40.90) from China	Permanent Delegation of Turkey to the WTO (14 October 2016)	
Initiation on 14 July 2016 of anti-dumping investigation on imports of tubes and pipes of refined copper (HS 7411.10.10; 7411.10.90) from Greece	Permanent Delegation of Turkey to the WTO (14 October 2016)	
Initiation on 21 July 2016 of anti-dumping investigation on imports of dioctyl orthophthalates (HS 2917.32.00) from Korea, Rep. of	Permanent Delegation of Turkey to the WTO (14 October 2016)	
Initiation on 31 July 2016 of anti-dumping investigation on imports of tubes and pipes of cast iron (HS 7303.00.10; 7303.00.90) from India and United Arab Emirates	Permanent Delegation of Turkey to the WTO (14 October 2016)	
Initiation on 24 September 2016 of anti-dumping investigation on imports of porcelain and ceramic tableware and kitchenware (HS 6911.10.00; 6912.00.21; 6912.00.23; 6912.00.25; 6912.00.29) from China	Permanent Delegation of Turkey to the WTO (14 October 2016)	

Measure	Source/Date	Status
Termination on 13 August 2016 of safeguard duties on imports of poly(ethylene terephthalate), having a viscosity number of 78 ml/g or higher (HS 3907.60.20) (investigation initiated on 28 February 2011 and definitive duty imposed on 8 November 2011)	Permanent Delegation of Turkey to the WTO (14 October 2016)	
Ukraine		
Initiation on 13 November 2015 of anti-dumping investigation on imports of ceramic grinding wheels (HS 6804.22.30) from the Russian Federation	WTO document G/ADP/N/280/UKR, 7 April 2016	
Initiation on 28 May 2016 of anti-dumping investigation on imports of certain types of chocolate and other processed food products containing cocoa (HS 1806.31.00; 1806.90.11; 1806.90.19; 1806.90.50) from Russian Federation	WTO document G/ADP/N/286/UKR, 7 October 2016	
United States		
Initiation on 27 October 2015 of anti-dumping investigation on imports of welded stainless pressure pipe (HS 7306.40.10; 7306.40.50) from India	WTO document G/ADP/N/286/USA, 7 September 2016	Provisional duty imposed on 10 May 2016
Initiation on 27 October 2015 of countervailing investigation on imports of welded stainless pressure pipe (HS 7306.40.10; 7306.40.50) from India	WTO document G/SCM/N/305/USA, 26 September 2016	Provisional duty imposed on 11 March 2016
Initiation on 25 November 2015 of anti-dumping investigation on imports of circular welded carbon-quality steel pipe (HS 7306.19.10; 7306.19.51; 7306.30.10; 7306.30.50; 7306.50.10; 7306.50.50) from Oman, Pakistan, Philippines, United Arab Emirates and Viet Nam	WTO document G/ADP/N/286/USA, 7 September 2016	Terminated on 18 December 2015 on imports from Philippines. Provisional duty imposed on 8 June 2016
Initiation on 25 November 2015 of countervailing investigation on imports of circular welded carbon-quality steel pipe (HS 7306.19.10; 7306.19.51; 7306.30.10; 7306.30.50; 7306.50.10; 7306.50.50) from Pakistan	WTO document G/SCM/N/305/USA, 26 September 2016	Provisional duty imposed on 8 April 2016
Initiation on 25 November 2015 of anti-dumping investigation on imports of certain iron mechanical transfer drive components (HS 8483.30.80; 8483.50.60; 8483.50.90; 8483.90.30; 8483.90.80; 7325.10.00; 7325.99.10; 7326.19.00; 8431.31.00; 8431.39.00; 8483.50.40) from Canada and China	WTO document G/ADP/N/286/USA, 7 September 2016	Provisional duty imposed on 8 June 2016
Initiation on 25 November 2015 of countervailing investigation on imports of certain iron mechanical transfer drive components (HS 8483.30.80; 8483.50.60; 8483.50.90; 8483.90.30; 8483.90.80; 7325.10.00; 7325.99.10; 7326.19.00; 8431.31.00; 8431.39.00; 8483.50.40) from China	WTO document G/SCM/N/305/USA, 26 September 2016	Provisional duty imposed on 11 April 2016
Termination on 24 December 2015 of anti-dumping duties on imports of melamine (HS 2933.61.00) from Trinidad and Tobago (investigation initiated on 9 December 2014 and provisional duty imposed on 17 June 2015)	WTO document G/ADP/N/280/USA, 11 March 2016	
Termination on 24 December 2015 of countervailing duties on imports of melamine (HS 2933.61.00) from Trinidad and Tobago (investigation initiated on 9 December 2014 and provisional duty imposed on 20 April 2015)	WTO document G/SCM/N/298/USA, 11 March 2016	
Initiation on 12 January 2016 of anti-dumping investigation on imports of large residential washers (HS 8450.11.00; 8450.20.00; 8450.90.20; 8450.90.60) from China	WTO document G/ADP/N/286/USA, 7 September 2016	
Initiation on 10 February 2016 of anti-dumping investigation on imports of new pneumatic off-the-road tires (HS 4011.20.10; 4011.20.50; 4011.61.00; 4011.62.00; 4011.63.00; 4011.69.00; 4011.92.00; 4011.93.40; 4011.93.80; 4011.94.40; 4011.94.80; 4011.99.45; 4011.99.85; 8424.90.90; 8431.20.00; 8431.39.00; 8431.49.10; 8431.49.90; 8432.90.00; 8433.90.50; 8503.00.95; 8708.70.05; 8708.70.25; 8708.70.45; 8709.90.00; 8716.90.10; 8716.90.50) from China and India	WTO document G/ADP/N/286/USA, 7 September 2016	Terminated on 19 February 2016 on imports from China
Initiation on 10 February 2016 of countervailing investigation on imports of new pneumatic off-the-road tires (HS 4011.20.10; 4011.20.50; 4011.61.00; 4011.62.00; 4011.63.00; 4011.69.00; 4011.92.00; 4011.93.40; 4011.93.80; 4011.94.40; 4011.94.80; 4011.99.45; 4011.99.85; 8424.90.90; 8431.20.00; 8431.39.00; 8431.49.10; 8431.49.90; 8432.90.00; 8433.90.50; 8503.00.95; 8708.70.05; 8708.70.25; 8708.70.45; 8709.90.00; 8716.90.10; 8716.90.50) from China, India, and	WTO document G/SCM/N/305/USA, 26 September 2016	Terminated on 19 February 2016 on imports from China. Provisional duty imposed on 20 June 2016

Measure	Source/Date	Status
Sri Lanka		
Initiation on 16 February 2016 of anti-dumping investigation on imports of certain biaxial integral geogrid products (HS 3926.90.99; 3920.20.00; 3925.90.00) from China	WTO document G/ADP/N/286/USA, 7 September 2016	
Initiation on 16 February 2016 of countervailing investigation on imports of certain biaxial integral geogrid products (HS 3926.90.99; 3920.20.00; 3925.90.00) from China	WTO document G/SCM/N/305/USA, 26 September 2016	Provisional duty imposed on 24 June 2016
Initiation on 18 February 2016 of anti-dumping investigation on imports of certain cut-to-length carbon steel plate (HS 7208.40.30; 7208.51.00; 7208.52.00; 7208.53.00; 7208.90.00; 7210.70.30; 7210.90.90; 7211.13.00; 7211.14.00; 7211.90.00; 7212.40.10; 7212.40.50; 7212.50.00) from China (possible circumvention of anti-dumping measures of imports from China imposed in 2003)	WTO document G/ADP/N/286/USA, 7 September 2016	
Initiation on 23 February 2016 of anti-dumping investigation on imports of certain amorphous silica fabric (HS 7019.59.40; 7019.59.90; 7019.40.40; 7019.40.90; 7019.51.90; 7019.52.90; 7019.90.10) from China	WTO document G/ADP/N/286/USA, 7 September 2016	
Initiation on 23 February 2016 of countervailing investigation on imports of certain amorphous silica fabric (HS 7019.59.40; 7019.59.90; 7019.40.40; 7019.40.90; 7019.51.90; 7019.52.90; 7019.90.10) from China	WTO document G/SCM/N/305/USA, 26 September 2016	
Initiation on 25 February 2016 of anti-dumping investigation on imports of truck and bus tyres (HS 4011.20.10; 4011.20.50; 4011.99.45; 4011.99.85; 8708.70.45; 8708.70.60) from China	WTO document G/ADP/N/286/USA, 7 September 2016	
Initiation on 25 February 2016 of countervailing investigation on imports of truck and bus tyres (HS 4011.20.10; 4011.20.50; 4011.99.45; 4011.99.85; 8708.70.45; 8708.70.60) from China	WTO document G/SCM/N/305/USA, 26 September 2016	
Initiation on 10 March 2016 of anti-dumping investigation on imports of stainless steel sheet and strip (HS 7219.13.00; 7219.14.00; 7219.23.00; 7219.24.00; 7219.32.00; 7219.33.00; 7219.34.00; 7219.35.00; 7219.90.00; 7220.12.10; 7220.12.50; 7220.20.10; 7220.20.60; 7220.20.70; 7220.90.00) from China	WTO document G/ADP/N/286/USA, 7 September 2016	
Termination on 11 March 2016 of anti-dumping duties on imports of silicomanganese (HS 7202.30.00) from Australia (investigation initiated on 17 March 2015 and provisional duty imposed on 25 September 2015)	WTO document G/ADP/N/286/USA, 7 September 2016	
Initiation on 14 March 2016 of countervailing investigation on imports of stainless steel sheet and strip (HS 7219.13.00; 7219.14.00; 7219.23.00; 7219.24.00; 7219.32.00; 7219.33.00; 7219.34.00; 7219.35.00; 7219.90.00; 7220.12.10; 7220.12.50; 7220.20.10; 7220.20.60; 7220.20.70; 7220.90.00) from China	WTO document G/SCM/N/305/USA, 26 September 2016	
Termination on 14 March 2016 of countervailing duties on imports of polyethylene terephthalate resin "PET" (HS 3907.60.00) from Oman (investigation initiated on 6 April 2015 and provisional duty imposed on 14 August 2015)	WTO document G/SCM/N/305/USA, 26 September 2016	

Measure	Source/Date	Status
Initiation on 21 March 2016 of anti-dumping investigation on imports of certain aluminium extrusions (HS 7609.00.00; 7610.10.00; 7610.90.00; 7615.10.30; 7615.10.71; 7615.10.91; 7615.19.10; 7615.19.30; 7615.19.50; 7615.19.70; 7615.19.90; 7615.20.00; 7616.99.10; 7616.99.50; 8479.89.98; 8479.90.94; 8513.90.20; 9403.10.00; 9403.20.00; 7604.21.00; 7604.29.10; 7604.29.30; 7604.29.50; 7608.20.00; 8302.10.30; 8302.10.60; 8302.20.00; 8302.30.30; 8302.41.30; 8302.41.60; 8302.42.30; 8302.49.60; 8302.50.00; 8302.60.90; 8305.10.00; 8306.30.00; 8414.59.60; 8415.90.80; 8418.99.80; 8419.90.10; 8422.90.06; 8473.30.20; 8473.30.51; 8479.90.85; 8486.90.00; 8487.90.00; 8503.00.95; 8508.70.00; 8515.90.20; 8516.90.50; 8516.90.80; 8517.70.00; 8529.90.73; 8529.90.97; 8536.90.80; 8538.10.00; 8543.90.88; 8708.29.50; 8708.80.65; 8803.30.00; 9013.90.50; 9013.90.90; 9401.90.50; 9403.90.10; 9403.90.25; 9403.90.40; 9403.90.50; 9403.90.60; 9403.90.70; 9403.90.80; 9506.11.40; 9506.51.40; 9506.51.60; 9506.59.40; 9506.70.20; 9506.91.00; 9506.99.05; 9506.99.15; 9506.99.20; 9506.99.25; 9506.99.28; 9506.99.55; 9506.99.60; 9507.30.20; 9507.30.40; 9507.30.60; 9507.90.60; 9603.90.80) from China (possible circumvention of anti-dumping measures of imports from China imposed in 2011)	WTO document G/ADP/N/286/USA, 7 September 2016	
Initiation on 21 March 2016 of countervailing investigation on imports of certain aluminium extrusions (HS 7609.00.00; 7610.10.00; 7610.90.00; 7615.10.30; 7615.10.71; 7615.10.91; 7615.19.10; 7615.19.30; 7615.19.50; 7615.19.70; 7615.19.90; 7615.20.00; 7616.99.10; 7616.99.50; 8479.89.98; 8479.90.94; 8513.90.20; 9403.10.00; 9403.20.00; 7604.21.00; 7604.29.10; 7604.29.30; 7604.29.50; 7608.20.00; 8302.10.30; 8302.10.60; 8302.20.00; 8302.30.30; 8302.41.30; 8302.41.60; 8302.42.30; 8302.49.60; 8302.50.00; 8302.60.90; 8305.10.00; 8306.30.00; 8414.59.60; 8415.90.80; 8418.99.80; 8419.90.10; 8422.90.06; 8473.30.20; 8473.30.51; 8479.90.85; 8486.90.00; 8487.90.00; 8503.00.95; 8508.70.00; 8515.90.20; 8516.90.50; 8516.90.80; 8517.70.00; 8529.90.73; 8529.90.97; 8536.90.80; 8538.10.00; 8543.90.88; 8708.29.50; 8708.80.65; 8803.30.00; 9013.90.50; 9013.90.90; 9401.90.50; 9403.90.10; 9403.90.25; 9403.90.40; 9403.90.50; 9403.90.60; 9403.90.70; 9403.90.80; 9506.11.40; 9506.51.40; 9506.51.60; 9506.59.40; 9506.70.20; 9506.91.00; 9506.99.05; 9506.99.15; 9506.99.20; 9506.99.25; 9506.99.28; 9506.99.55; 9506.99.60; 9507.30.20; 9507.30.40; 9507.30.60; 9507.90.60; 9603.90.80) from China (possible circumvention of countervailing measures of imports from China imposed in 2011)	WTO document G/SCM/N/305/USA, 26 September 2016	
Initiation on 1 April 2016 of anti-dumping investigation on imports of 1,1,1,2-tetrafluoroethane (R-134a) (HS 2903.39.20) from China	WTO document G/ADP/N/286/USA, 7 September 2016	
Initiation on 5 April 2016 of anti-dumping investigation on imports of phosphor copper (HS 7405.00.10) from Korea, Rep. of	WTO document G/ADP/N/286/USA, 7 September 2016	
Initiation on 25 April 2016 of anti-dumping investigation on imports of ferrovanadium (HS 7202.92.00) from Korea, Rep. of	WTO document G/ADP/N/286/USA, 7 September 2016	
Initiation on 28 April 2016 of anti-dumping investigation on imports of 1-hydroxyethylidene-1, 1-diphosphonic acid (HS 2811.19.60; 2931.90.90) from China	WTO document G/ADP/N/286/USA, 7 September 2016	
Initiation on 28 April 2016 of countervailing investigation on imports of 1-hydroxyethylidene-1, 1-diphosphonic acid (HS 2811.19.60; 2931.90.90) from China	WTO document G/SCM/N/305/USA, 26 September 2016	
Initiation on 5 May 2016 of anti-dumping investigation on imports of certain carbon and alloy steel cut-to-length plate (HS 7208.40.30; 7208.40.60; 7208.51.00; 7208.52.00; 7208.53.00; 7208.90.00; 7210.70.30; 7210.90.90; 7211.13.00; 7211.14.00; 7211.19.15; 7211.19.20; 7211.19.45; 7211.19.60; 7211.19.75; 7211.90.00; 7212.40.10; 7212.40.50; 7212.50.00; 7214.10.00; 7214.30.00; 7214.91.00; 7225.11.00; 7225.19.00; 7225.40.11; 7225.40.30; 7225.40.51; 7225.40.70; 7225.99.00; 7226.11.10; 7226.11.90; 7226.19.90; 7226.20.00; 7226.91.05; 7226.91.15; 7226.91.25; 7226.91.50; 7226.91.70; 7226.91.80; 7226.99.01; 7226.19.10) from Austria; Belgium; Brazil; China; France; Germany; Italy; Japan; Korea, Rep. of; South Africa; Chinese Taipei and Turkey	WTO document G/ADP/N/286/USA, 7 September 2016	

Measure	Source/Date	Status
Initiation on 5 May 2016 of countervailing investigation on imports of certain carbon and alloy steel cut-to-length plate (HS 7208.40.30; 7208.40.60; 7208.51.00; 7208.52.00; 7208.53.00; 7208.90.00; 7210.70.30; 7210.90.90; 7211.13.00; 7211.14.00; 7211.19.15; 7211.19.20; 7211.19.45; 7211.19.60; 7211.19.75; 7211.90.00; 7212.40.10; 7212.40.50; 7212.50.00; 7214.10.00; 7214.30.00; 7214.91.00; 7225.11.00; 7225.19.00; 7225.40.11; 7225.40.30; 7225.40.51; 7225.40.70; 7225.99.00; 7226.11.10; 7226.11.90; 7226.19.90; 7226.20.00; 7226.91.05; 7226.91.15; 7226.91.25; 7226.91.50; 7226.91.70; 7226.91.80; 7226.99.01; 7226.19.10) from Brazil; China and Korea, Rep. of	WTO document G/SCM/N/305/USA, 26 September 2016 and Permanent Delegation of the United States to the WTO (14 October 2016)	Terminated on 27 May 2016 (without measure) on imports from Brazil
Termination on 2 June 2016 (without measure) of countervailing investigation on imports of certain corrosion-resistant steel products (HS 7210.30.00; 7210.41.00; 7210.49.00; 7210.61.00; 7210.69.00; 7210.70.60; 7210.90.60; 7210.90.90; 7212.20.00; 7212.30.10; 7212.30.30; 7212.30.50; 7212.40.10; 7212.40.50; 7212.50.00; 7212.60.00) from Chinese Taipei (investigation initiated on 30 June 2015 and provisional duty imposed on 6 November 2015)	WTO document G/SCM/N/305/USA, 26 September 2016	
Initiation on 22 June 2016 of anti-dumping investigation on imports of ammonium sulphate (HS 3102.21.00) from China	WTO document G/ADP/N/286/USA, 7 September 2016	
Initiation on 22 June 2016 of countervailing investigation on imports of ammonium sulphate (HS 3102.21.00) from China	WTO document G/SCM/N/305/USA, 26 September 2016	
Termination on 18 July 2016 of anti-dumping duties on imports of granular polytetrafluoroethylene resin (HS 3904.61.00) from Italy (imposed on 30 August 1988)	Department of Commerce, International Trade Administration A-475-703, Federal Register/Vol 81 FR No. 53119 (11 August 2016)	
Initiation on 20 July 2016 of anti-dumping investigation on imports of finished carbon steel flanges (HS 7307.91.50) from India, Italy and Spain	Department of Commerce, International Trade Administration A-533-871, A-475-835 and A-469-815, Federal Register/Vol 81 FR No. 49619 (28 July 2016)	
Initiation on 20 July 2016 of countervailing investigation on imports of finished carbon steel flanges (HS 7307.91.50) from India	Department of Commerce, International Trade Administration C-533-872 Federal Register/Vol 81 FR No. 49625 (28 July 2016)	
Initiation on 20 July 2016 of anti-dumping investigation on imports of dioctyl terephthalate (HS 2917.39.20; 2917.39.70; 3812.20.10) from Korea, Rep. of	Department of Commerce, International Trade Administration A-580-889 Federal Register/Vol 81 FR No. 49628 (28 July 2016)	
Initiation on 10 August 2016 of anti-dumping investigation on imports of emulsion styrene-butadiene rubber (HS 4002.19.00) from Brazil; Korea, Rep. of; Mexico and Poland	Department of Commerce, International Trade Administration A-351-849, A-580-890, A-201-848 and A-455-805, Federal Register/Vol 81 FR No. 55438 (19 August 2016)	
Termination on 15 August 2016 of anti-dumping duties on imports of stainless steel wire rod (HS 7221.00.00) from Italy and Spain (imposed on 15 September 1998)	Permanent Delegation of the United States to the WTO (14 October 2016)	
Termination on 20 August 2016 of anti-dumping duties on imports of ammonium nitrate (HS 3102.29.00; 3102.30.00) from the Russian Federation (imposed on 27 April 2011)	Department of Commerce, International Trade Administration A-821-811, Federal Register/Vol 81 FR No. 53433 (12 August 2016)	

Measure	Source/Date	Status
Termination on 16 September 2016 of anti-dumping investigation on imports of certain cold-rolled steel flat products (HS 7209.15.00; 7209.16.00; 7209.17.00; 7209.18.15; 7209.18.25; 7209.18.60; 7209.25.00; 7209.26.00; 7209.27.00; 7209.28.00; 7209.90.00; 7210.70.30; 7210.90.90; 7211.23.15; 7211.23.20; 7211.23.30; 7211.23.45; 7211.23.60; 7211.29.20; 7211.29.45; 7211.29.60; 7211.90.00; 7212.40.10; 7212.40.50; 7212.50.00; 7215.10.00; 7215.50.00; 7215.90.50; 7217.10.10; 7217.10.20; 7217.10.30; 7217.10.70; 7217.90.10; 7217.90.50; 7225.19.00; 7225.50.60; 7225.50.80; 7225.99.00; 7226.19.10; 7226.19.90; 7226.92.50; 7226.92.70; 7226.92.80; 7226.99.01; 7228.50.50; 7228.60.80; 7229.90.10) from Russian Federation (initiated on 24 August 2015 and provisional duties imposed on 8 March 2016)	Permanent Delegation of the United States to the WTO (14 October 2016)	
Termination on 16 September 2016 of countervailing investigation on imports of certain cold-rolled steel flat products (HS 7209.15.00; 7209.16.00; 7209.17.00; 7209.18.15; 7209.18.25; 7209.18.60; 7209.25.00; 7209.26.00; 7209.27.00; 7209.28.00; 7209.90.00; 7210.70.30; 7210.90.90; 7211.23.15; 7211.23.20; 7211.23.30; 7211.23.45; 7211.23.60; 7211.29.20; 7211.29.45; 7211.29.60; 7211.90.00; 7212.40.10; 7212.40.50; 7212.50.00; 7215.10.00; 7215.50.00; 7215.90.50; 7217.10.10; 7217.10.20; 7217.10.30; 7217.10.70; 7217.90.10; 7217.90.50; 7225.19.00; 7225.50.60; 7225.50.80; 7225.99.00; 7226.19.10; 7226.19.90; 7226.92.50; 7226.92.70; 7226.92.80; 7226.99.01; 7228.50.50; 7228.60.80; 7229.90.10) from Russian Federation (investigation initiated on 24 August 2015 and provisional duty imposed on 22 December 2015)	Permanent Delegation of the United States to the WTO (14 October 2016)	
Termination on 29 September 2016 of countervailing investigation on imports of certain hot-rolled steel flat products (HS 7208.10.15; 7208.10.30; 7208.10.60; 7208.25.30; 7208.25.60; 7208.26.00; 7208.27.00; 7208.36.00; 7208.37.00; 7208.38.00; 7208.39.00; 7208.40.60; 7208.53.00; 7208.54.00; 7208.90.00; 7210.70.30; 7210.90.90; 7211.14.00; 7211.19.15; 7211.19.20; 7211.19.30; 7211.19.45; 7211.19.60; 7211.19.75; 7211.90.00; 7212.40.10; 7212.40.50; 7212.50.00; 7214.91.00; 7214.99.00; 7215.90.50; 7225.11.00; 7225.19.00; 7225.30.30; 7225.30.70; 7225.40.70; 7225.99.00; 7226.11.10; 7226.11.90; 7226.19.10; 7226.19.90; 7226.91.50; 7226.91.70; 7226.91.80; 7226.99.01; 7228.60.60) from Turkey (initiated on 9 September 2015 and provisional duty imposed on 15 January 2016)	Permanent Delegation of the United States to the WTO (14 October 2016)	
Initiation on 12 October 2016 of anti-dumping investigation on imports of steel concrete reinforcing bar (HS 7213.10.00; 7214.20.00; 7228.30.80; 7215.90.10; 7215.90.50; 7221.00.00; 7222.11.00; 7222.30.00; 7227.20.00; 7227.90.60; 7228.20.10; 7228.60.60) from Japan, Chinese Taipei and Turkey	Department of Commerce, International Trade Administration A-701-TA-564 and 731-TA-1338-1340, Federal Register/ Vol 81 FR No. 66294 (27 September 2016)	
Initiation on 12 October 2016 of countervailing investigation on imports of steel concrete reinforcing bar (HS 7213.10.00; 7214.20.00; 7228.30.80; 7215.90.10; 7215.90.50; 7221.00.00; 7222.11.00; 7222.30.00; 7227.20.00; 7227.90.60; 7228.20.10; 7228.60.60) from Turkey	Department of Commerce, International Trade Administration A-701-TA-564 and 731-TA-1338-1340, Federal Register/ Vol 81 FR No. 66294 (27 September 2016)	
Uruguay		
Termination on 18 March 2016 (without measure) of anti-dumping investigation on imports of transparent heat-shrinkable polyethylene film of a thickness exceeding 30 micrometres in rolls (NCM 3920.10.99) from Brazil (initiated on 5 January 2015)	Resolución Interministerial No. 148/2016 (3 March 2016) and Permanent Delegation of Uruguay to the WTO (15 April 2016)	
Viet Nam		
Initiation on 25 December 2015 of safeguard investigation on imports of semi-finished and certain finished products of alloy and non-alloy steel (HS 7207.11.00; 7207.19.00; 7207.20.29; 7207.20.99; 7224.90.00; 7213.10.00; 7213.91.20; 7214.20.31; 7214.20.41; 7227.90.00; 7228.30.10; 9811.00.00)	WTO documents G/SG/N/6/VNM/4, 4 January 2016 and G/SG/N/7/VNM/2, 11 March 2016	Provisional duty imposed in March 2016

Measure	Source/Date	Status
Initiation on 3 March 2016 of anti-dumping investigation on imports of galvanized coating steel (HS 7210.41.11; 7210.41.12; 7210.41.19; 7210.49.11; 7210.49.12; 7210.49.13; 7210.49.19; 7210.50.00; 7210.61.11; 7210.61.12; 7210.61.19; 7210.69.11; 7210.69.12; 7210.69.19; 7210.90.10; 7210.90.90; 7212.30.10; 7212.30.20; 7212.30.91; 7212.30.99; 7212.50.11; 7212.50.12; 7212.50.19; 7212.50.21; 7212.50.22; 7212.50.29; 7212.50.91; 7212.50.92; 7212.50.99; 7212.60.10; 7212.60.20; 7212.60.90; 7225.92.90; 7225.99.90; 7226.99.11; 7226.99.19; 7226.99.91; 7226.99.99) from China and Korea, Rep. of	WTO document G/ADP/N/286/VNM, 29 August 2016	
Initiation on 6 July 2016 of safeguard investigation on imports of pre-painted galvanized steel sheet and strip (HS 7210.70.10; 7210.70.90; 7212.40.10; 7212.40.20; 7212.40.90; 7225.99.90; 7226.99.19; 7226.99.99)	WTO document G/SG/N/6/VNM/5, 19 July 2016	

ANNEX 3**OTHER TRADE-RELATED MEASURES¹⁴³**

(MID-OCTOBER 2015 TO MID-OCTOBER 2016)

Confirmed information¹⁴⁴

Measure	Source/Date	Status
Argentina		
Updated list of "reference values" for exports of natural honey (NCM 0409.00.00), for certain specified destinations. On 19 July 2016 "reference values" further updated	Permanent Delegation of Argentina to the WTO (31 May 2016) and Administración Federal de Ingresos Públicos - Resoluciones Generales Nos. 3810 (18 November 2015) and 3912 (19 July 2016)	Effective 24 November 2015
Updated list of "criterion values" (<i>valores criterio de carácter preventivo</i>) for imports of percussion musical instruments (NCM 9206.00.00), from specific origins	Permanent Delegation of Argentina to the WTO (31 May 2016) and Administración Federal de Ingresos Públicos - Resolución General No. 3812 (18 November 2015)	Effective 24 November 2015
Amendments introduced in the "Internal Taxes Law", temporary eliminating the domestic internal tax applied on vehicles with a retail sale price up to Arg\$225,000 (previously tax set at 10% compared to 30% for imported goods). For vehicles with retail sale price exceeding Arg\$225,000, the internal tax is reduced to 10% (previously tax set at 30% compared to 50% for imported goods) (originally effective 1 July to 31 December 2015)	Permanent Delegation of Argentina to the WTO (31 May 2016), Decreto No. 11/2016 "Impuestos Internos" (5 January 2016) and 825/2016 (30 June 2016); and WTO document WT/TPR/OV/18, 17 November 2015	Effective 1 January 2016 to 30 June 2016. Extended until 31 December 2016
Implementation of a new monitoring import mechanism " <i>Sistema Integral de Monitoreo de Importaciones</i> " (SIMI) eliminating the sworn declaration of product composition (DJAI) (originally implemented on 1 February 2012)	Permanent Delegation of Argentina to the WTO (31 May 2016) and Administración Federal de Ingresos Públicos - Resolución General No. 3823 (21 December 2015)	Effective 22 December 2015

¹⁴³ The inclusion of any measure in this Annex implies no judgement by the WTO Secretariat on whether or not such measure, or its intent, is protectionist in nature. Moreover, nothing in the Annex implies any judgement, either direct or indirect, on the consistency of any measure referred to with the provisions of any WTO agreement.

¹⁴⁴ This section includes information which has either been provided by the Member concerned or has been confirmed at the request of the Secretariat.

Measure	Source/Date	Status
Implementation of automatic import licensing requirements through the SIMI for all imports, except for certain tariffs lines, e.g. inorganic chemicals; organic chemicals; candles; matches; plastics and articles thereof; rubber and articles thereof; articles of leather; wood and articles of wood; paper and paperboard; printed books and newspapers; wool; cotton; textiles and textiles articles; footwear; ceramic products; glass and glassware; base metals and articles of base metals; machinery and mechanical appliances; vehicles; apparatus; furniture; and toys continuing requiring non-automatic import licensing requirements (NCM Chapters 28; 29; 34; 36; 39; 40; 42; 44; 48; 49; 51; 52; 54; 55; 56; 57; 58; 59; 60; 61; 62; 63; 64; 65; 68; 69; 70; 72; 73; 74; 76; 82; 83; 84; 85; 87; 89; 90; 91; 94; 95)	Permanent Delegation of Argentina to the WTO (31 May 2016), Resolución No. 5/2015 Ministerio de Producción (22 December 2015) and Resolución No. 2/2016 Secretaría de Comercio (7 January 2016)	Effective 23 December 2015
Revised regulation on exports of dairy products, lactose, milk preparations for infant use, ice cream, casein, and egg albumin (NCM 0401.10.10; 0401.10.90; 0401.20.10; 0401.20.90; 0401.40.10; 0401.40.21; 0401.40.29; 0401.50.10; 0401.50.21; 0402.10.10; 0402.10.90; 0402.21.10; 0402.21.20; 0402.21.30; 0402.29.10; 0402.29.20; 0402.29.30; 0402.91.00; 0402.99.00; 0403.10.00; 0403.90.00; 0404.10.00; 0404.90.00; 0405.10.00; 0405.20.00; 0405.90.10; 0405.90.90; 0406.10.10; 0406.10.90; 0406.20.00; 0406.30.00; 0406.40.00; 0406.90.10; 0406.90.20; 0406.90.30; 0406.90.90; 1702.11.00; 1702.19.00; 1901.10.10; 1901.10.20; 1901.10.90; 1901.90.20; 1901.90.90; 2105.00.10; 2105.00.90; 3501.10.00; 3501.90.11; 3501.90.19; 3501.90.20; 3502.20.00) introducing sworn declaration requirement (<i>Declaración Jurada de Ventas al Exterior de Productos Lácteos "DJVEL"</i>)	Permanent Delegation of Argentina to the WTO (31 May 2016), Resolución Conjunta Nos. 69/2016, 101/2016 and 84/2016 Ministerio de Agroindustria, Ministerio de Hacienda y Finanzas Públicas y Ministerio de Producción (29 March 2016)	Effective 30 March 2016
Amendments introduced to the SIMI increasing the validity of non-automatic import licensing from 90 days to 180 days	Permanent Delegation of Argentina to the WTO (31 May 2016) and Resolución No. 32/2016 Secretaría de Comercio (11 March 2016)	Effective 14 March 2016
Extension of the increase of the Mercosur Common Tariff applied rates, but not over their bound levels, for imports of certain products, e.g. (to 28%) 11 dairy products tariff lines (NCM 0402) (originally implemented on 31 January 2010), (to 35%) prepared or preserved peaches, including nectarines (NCM 2008.70.10; 2008.70.20; 2008.70.90) (originally implemented on 1 April 2011), and 14 toys tariff lines (NCM Chapter 95) (originally implemented on 1 April 2011)	Permanent Delegation of Argentina to the WTO (31 May 2016) and Decreto No. 2166/2015 Comercio Exterior (14 October 2015)	Effective 3 November 2015 to 31 December 2023 for dairy products and nectarines. Effective until 31 December 2021 for toys
Reestablishment of the Mercosur Common External Tariff (2%) for capital goods not locally produced in Mercosur (372 tariff lines)	Permanent Delegation of Argentina to the WTO (31 May 2016) and Decreto No. 2271/2015	Effective 12 November 2015
Updated list of "criterion values" for imports of backpacks and bags (<i>mochillas</i>) (NCM 4202.92.00); guitars (NCM 9202.90.00); certain semi-finished products of iron or non-alloy steel (NCM 7207.11.10; 7207.11.90; 7207.12.00; 7207.19.00; 7207.20.00); uppers and parts thereof, other than stiffeners; and outer soles and heels of rubber or plastics (NCM 6406.10.00; 6406.20.00) from specific origins	Administración Federal de Ingresos Públicos - Resoluciones Generales Nos. 3889, 3893, 3894 and 3895 (23 May 2016)	Effective 23 May 2016
Updated list of "reference values" for exports of maté (NCM 0903.00.10; 0903.00.90), for certain specified destinations	Administración Federal de Ingresos Públicos - Resolución General No. 3892 (23 May 2016)	Effective 23 May 2016

Measure	Source/Date	Status
Inclusion of 68 new tariff lines in the list of products requiring non-automatic import licensing requirements (e.g. vitrifiable enamels and glazes, semi-bleached or bleached coniferous chemical wood pulp, unbleached kraftliner, certain uncoated paper and paper board, composite paper and paper board, filtering or purifying machinery and apparatus for gases, certain appliances for pipes and boilers, and lawn-tennis balls) (NCM 3907.60.00; 3917.40.90; 3920.20.90; 3920.30.00; 3925.10.00; 4009.22.90; 4010.12.00; 4012.90.90; 4820.30.00; 6907.90.00; 6910.10.00; 6910.90.00; 7214.10.10; 7214.10.90; 7214.99.10; 7228.40.00; 7308.40.00; 7604.10.21; 7607.11.90; 8307.90.00; 8409.10.00; 8409.99.14; 8412.21.90; 8413.30.10; 8419.50.10; 8422.30.21; 8427.20.90; 8428.32.00; 8430.39.90; 8433.11.00; 8482.10.10; 8483.30.21; 8483.50.10; 8516.10.00; 8518.22.00; 8519.81.10; 8523.80.00; 8711.20.10; 8711.20.20; 8711.20.90; 7604.10.29; 7604.21.00; 7604.29.19; 7604.29.20; 8714.10.00; 9206.00.00; 9209.30.00; 9405.40.90; 3920.20.19; 8202.91.00; 9018.90.99; 3207.20.10; 3207.20.99; 3207.30.00; 3207.40.10; 3207.40.90; 4703.21.00; 4804.11.00; 4805.93.00; 4807.00.00; 8421.23.00; 8421.31.00; 8421.39.20; 8421.99.10; 8421.99.99; 8481.80.19; 8481.90.10; 9506.61.00)	Permanent Delegation of Argentina to the WTO (12 October 2016); Resoluciones Secretaría de Comercio Nos. 114/2016 (31 May 2016), 172/2016 (4 July 2016) and No. 264- E/2016 (8 September 2016); WTO documents G/LIC/N/2/ARG/27/Add.1, 12 May 2016 and G/LIC/N/2/ARG/27/Add.2, 8 August 2016	
Temporary export ban on waste and scrap of cast iron, waste and scrap of alloy steel, waste and scrap of tinned iron or steel, remelting scrap ingots, copper waste and scrap, and aluminium waste and scrap (NCM 7204.10.00; 7204.21.00; 7204.29.00; 7204.30.00; 7204.41.00; 7204.49.00; 7204.50.00; 7404.00.00; 7602.00.00)	Decreto No. 823/2016 (30 June 2016)	Effective 1 July 2016 for one year
Updated list of "criterion values" for imports of frames and mountings for spectacles, goggles or the like, and parts thereof (NCM 9003.11.00; 9003.19.10; 9003.19.90), from specific origins	Administración Federal de Ingresos Públicos - Resolución General No. 3908 (19 July 2016)	Effective 19 July 2016
Updated list of "reference values" for exports of biodiesel (NCM 3826.00.00), for certain specified destinations	Administración Federal de Ingresos Públicos - Resolución General No. 3907 (19 July 2016)	Effective 19 July 2016
Updated list of "criterion values" for imports of certain line telephones and magnetic discs (NCM 8517.18.91; 8523.41.10), from specific origins	Administración Federal de Ingresos Públicos - Resoluciones Generales Nos. 3929 and 3930 (12 August 2016)	Effective 12 August 2016
Bahrain, Kingdom of		
Import ban on used vehicles (for commercial vehicles not older than five years, and for private not older than 10 years) (HS 8703)	Permanent Delegation of the Kingdom of Bahrain to the WTO (27 May 2016)	Effective 1 May 2016
Brazil		
Increase of import tariffs (from 2% to 10%) on acrylic acid and its salts (NCM 2916.11.10); and (from 2% to 12%) on acrylic polymers in primary forms (NCM 3906.90.44)	Permanent Delegation of Brazil to the WTO (27 May 2016) and Camex Resolution No. 109/2015 (11 November 2015)	Effective 12 November 2015
Increase of import tariffs (from 2% to 14%) on tall oil fatty acids (NCM 3823.13.00)	Permanent Delegation of Brazil to the WTO (14 October 2016) and Camex Resolution No. 53/2016 (23 June 2016)	Effective 1 July 2016
Increase of import tariffs (from 2% to 10%) on double or complex silicates, including aluminosilicates whether or not chemically defined (NCM 2842.10.10)	Permanent Delegation of Brazil to the WTO (14 October 2016) and Camex Resolution No. 73/2016 (20 July 2016)	Effective 20 July 2016

Measure	Source/Date	Status
Canada		
Ontario Regulation No. 232/16, permitting the sale of wine in authorized grocery stores, entered into force on 23 June 2016. Under the regulation, up to 70 authorized grocery stores will immediately be allowed to sell both imported and domestic wines, combining wine with the existing "Beer in Grocery initiative" and including specific requirements that will help all small wine producers thrive; and existing off-site Wine Retail Stores (WRS) outlets that are already located in grocery stores outside of the checkout may amend their licences to operate their stores inside grocery with a shared checkout to sell wines of Ontario producers. To ensure a fair representation of grocers and an equitable geographic distribution, the licence allocation criteria for wine will be similar to the existing one for beer, with authorization reserved for independent grocers and allocated across regions	Permanent Delegation of Canada to the WTO (14 October 2016) and Ontario Government website News - Office of the Premier (18 February 2016)	Effective 23 June 2016
China		
Release in December 2015 of the catalogue of goods subject to non-automatic import licensing	Permanent Delegation of China to the WTO (20 April 2016)	Effective 1 January 2016
Imposition of import consumption taxes (4%) on lead-acid batteries (HS 8507.10.00; 8507.20.00)	Permanent Delegation of China to the WTO (20 April 2016)	Effective 1 January 2016
Increase of the "parcel tax" on import of retail products. Foreign products purchased directly by consumers (e-commerce) will now be subject to import tariffs and consumption taxes	Permanent Delegation of China to the WTO (20 April 2016)	Effective 1 January 2016
Colombia		
Further extension of the temporary increase of import tariffs on apparel, clothing accessories, and footwear (HS Chapters 61; 62; 63; 64) (originally implemented on 1 March 2013) (free-trade agreement partners exempted)	Permanent Delegation of Colombia to the WTO (27 May 2016) and Decreto No. 515 Ministerio de Comercio, Industria y Turismo (30 March 2016)	Extended until 30 July 2016
Temporary export quota on raw hides and skins (6,341 tonnes) (HS 4101.20.00; 4101.50.00; 4101.90.00); and tanned or crust hides and skins in the wet state (wet-blue) (13,622 tonnes) (HS 4104.11.00; 4104.19.00) (originally implemented in November 2013 for two years)	Permanent Delegation of Colombia to the WTO (21 October 2016) and Decreto No. 586 Ministerio de Comercio, Industria y Turismo (11 April 2016)	Effective 26 April 2016, for six months
Elimination of 164 tariff lines (e.g. earths and stone, anthracite, inorganic chemicals, pharmaceutical products, fertilizers, tanning or dyeing extracts, miscellaneous chemical products, plastics and articles thereof, rubber and articles thereof, raw hides and skins, paper and paperboard, cotton, man-made staple fibres, knitted or crocheted fabrics, ceramic products, glass and glassware, iron and steel, articles of iron and steel, aluminium and articles thereof, unwrought lead, miscellaneous articles of base metal, machinery and mechanical appliances, electrical machinery and equipment, parts and accessories for motor vehicles, and medical or surgical instruments and equipment) from the list of raw materials and capital goods not produced locally exempted of import tariffs (HS Chapters 25; 27; 28; 30; 31; 32; 33; 35; 38; 39; 40; 41; 48; 52; 54; 55; 60; 63; 65; 68; 69; 70; 72; 73; 74; 76; 78; 82; 83; 84; 85; 87; 88; 89; 90; 94)	Permanent Delegation of Colombia to the WTO (21 October 2016) and Decretos Nos. 1084 (7 July 2016), 1230 (29 July 2016) and 1287 (10 August 2016) - Ministerio de Comercio, Industria y Turismo	On 10 August 2016 certain products removed (10 tariff lines) (HS 5308.90.00; 5402.34.00; 5402.48.00; 5509.92.00; 5604.10.00; 5607.21.00; 5607.49.00; 8422.30.90; 8422.40.10; 8434.20.00)

Measure	Source/Date	Status
Ecuador		
Temporary import tariff surcharges (<i>sobretasa arancelaria</i>) (5%, 15%, 25%, 45%) on 2,961 tariff lines (at 10 digits) (Chapters HS 01; 02; 03; 04; 05; 06; 07; 08; 09; 10; 11; 12; 15; 16; 17; 18; 19; 20; 21; 22; 23; 24; 25; 32; 33; 34; 35; 36; 37; 39; 40; 41; 42; 43; 44; 46; 48; 49; 50; 51; 52; 53; 54; 55; 56; 57; 58; 59; 60; 61; 62; 63; 64; 65; 66; 67; 68; 69; 70; 71; 72; 73; 74; 76; 78; 79; 82; 83; 84; 85; 86; 87; 88; 89; 90; 91; 92; 93; 94; 95; 96; 97), with a view to restoring balance-of-payments (implemented on 11 March 2015). Imports from Plurinational State of Bolivia and Paraguay exempted	WTO documents WT/BOP/N/81, 26 January 2016; WT/BOP/G/24, 4 May 2016; WT/BOP/N/82, 10 May 2016; and Resolución No. 006-2016 COMEX (29 April 2016)	On 31 January 2016, implementation of the first phase of the timetable for the dismantling of the measure by reducing the 45% surcharge rate to 40%. In May 2016, elimination of the 5% level. Progressive elimination of the measure by one-third postponed until April 2017
Amendments introduced to the import restriction regime for vehicles and auto parts (HS 8703; 8704; 8706), resulting in the elimination of the assigned quota per contributor and establishing instead a global quota of US\$656 million but not more than 84,555 units	Permanent Delegation of Ecuador to the WTO (31 May 2016) and Resolución No. 050-2015 (30 December 2015)	Effective 1 January 2016 to 31 December 2016
Egypt		
Export taxes (LE 300/tonne) on cereal straw and husks, unprepared, whether or not chopped, ground, pressed or in the form of pellets; swedes, mangolds, fodder roots, hay, lucerne (alfalfa), clover, sainfoin, forage kale, lupines, vetches and similar forage products, whether or not in the form of pellets (HS 1213; 1214); bran, sharps and other residues, whether or not in the form of pellets, derived from the sifting, milling or other working of cereals or of leguminous plants; and vegetable materials and vegetable waste, vegetable residues and by-products, whether or not in the form of pellets, of a kind used in animal feeding (HS 2302; 2308); (LE 50/tonne) on azotic fertilizers; and (LE 3,500/tonne) used or new rags, scrap twine, cordage, rope and cables and worn out articles of twine, cordage, rope or cables, of textile materials (HS 6310)	Permanent Delegation of Egypt to the WTO (29 April 2016)	
Temporary permission to export semi-milled or wholly milled rice, whether or not polished or glazed (HS 1006.30), under certain conditions	Permanent Delegation of Egypt to the WTO (29 April 2016)	
Increase of import tariffs on certain products, e.g. manufactured items, luxury goods. Raw material and intermediate goods exempted	Permanent Delegation of Egypt to the WTO (October 2016)	Effective 1 February 2016
Temporary imposition of export duties (LE 900/tonne) on sugar (HS 1701)	Permanent Delegation of Egypt to the WTO (October 2016)	Effective 18 May 2016 to 31 December 2016
Temporary export ban on rice, including broken rice (HS 1006)	Permanent Delegation of Egypt to the WTO (October 2016)	Effective 12 August 2016
New legislation requiring national preferences for local products and services in government contracts. It expanded the scope of application of national preferences to all supply and project agreements, and extended it to public companies and companies in which the state has a share. Minimum requirement of 40% local content, unless such products/services are not available or the price of imported product is at least 15% lower	Permanent Delegation of Egypt to the WTO (October 2016)	
European Union		
Imposition of "prior union surveillance" on imports of certain iron and steel products (HS Chapters 72; 73). Imports from Iceland, Norway and Liechtenstein exempted	Commission Implementing Regulation 2016/670 (28 April 2016)	Effective 21 working days after the entry into force of this Regulation, until 15 May 2020
India		
Exports of finished leather, Wet Blue and EI Tanned Leather (HS 4107; 4111; 4112) now permitted through two additional ports Jalandhar and Nagpur	Permanent Delegation of India to the WTO (27 May 2016) and Notice No. 43 (RE-2015)/2015-20 Ministry of Commerce and Industry (Department of Commerce) (28 October 2015)	Effective 28 October 2015

Measure	Source/Date	Status
Withdrawal of the tariff rate quota of 15,000 metric tonnes for total imports of white butter, butter oil and anhydrous milk fat (HS 0405) from zero import duty level	Permanent Delegation of India to the WTO (27 May 2016) and Notification No. 52/2015-Customs, Ministry of Finance - Department of Revenue (20 November 2015)	Effective 20 November 2015
Elimination of exemption/concessional customs duties on 76 specified drugs (HS Chapters 28; 29; 30). On 17 February 2016, 3 drugs (e.g. octreotide, somatropin and anti-haemophilic) were granted exemption/concessional of customs duties again	Permanent Delegation of India to the WTO (27 May 2016) and Notifications Nos. 6/2016-Customs (28 January 2016) and 10/2016 (17 February 2016) Ministry of Finance	Effective 28 January 2016
Increase of import tariffs (from zero to 5%) on nuts, solar tempered glass/solar tempered (anti-reflective coated) glass; (from 10% to 20%) on natural latex rubber; (from zero to 10%) on plans, drawings and designs, preform of silica; (from 10% to 15%) imitation jewellery; (from 5% to 7.5%) primary aluminium products, zinc alloys; (from 7.5 to 10%) aluminium products, industrial solar water heater; (from 10% to 60%) golf cars	Permanent Delegation of India to the WTO (27 May 2016), D.O.F No. 334/8/2016-TRU - Department of Revenue - Ministry of Finance (29 February 2016) and Notification No. 12/2016-Customs Ministry of Finance (1 March 2016)	
Increase of the special additional duty (SAD) on populated printed circuit boards (from zero to 4%)	Permanent Delegation of India to the WTO (27 May 2016) and D.O.F No. 334/8/2016-TRU - Department of Revenue - Ministry of Finance (29 February 2016)	
Increase of import tariffs (from 7.5% to 10%) on certain machinery and mechanical appliances and electrical machinery and equipment and parts thereof (96 tariff lines) (HS Chapters 84 and 85)	Permanent Delegation of India to the WTO (27 May 2016), D.O.F No. 334/8/2016-TRU - Department of Revenue - Ministry of Finance (29 February 2016) and Notification No. 12/2016-Customs Ministry of Finance (1 March 2016)	Effective 1 March 2016
Increase of import tariffs (from 5% to 7.5%) on certain medical devices (HS 9018; 9019; 9020; 9021; 9022). Additional customs duty (SAD) also increased (from zero to 4%) (12 tariff lines exempted (HS 9018.32.30; 9018.50.20; 9018.90.21; 9018.90.24; 9018.90.43; 9018.90.95; 9018.90.96; 9018.90.97; 9018.90.98; 9019.10.20; 9022.90.10; 9022.90.30))	Permanent Delegation of India to the WTO (27 May 2016)	Effective 19 January 2016
Extension of the temporary increase of import tariffs (from 10% to 25%) on wheat (HS 1001.19.00; 1001.99.10) (originally increased on August 2015 and extended in October 2015 until 30 June 2016). On 23 September 2016, import tariff decreased to 10%, effective until 29 February 2017	Permanent Delegation of India to the WTO (18 October 2016); Notifications Customs, Ministry of Finance-Department of Revenue Nos. 38/2016 (17 June 2016) and 51/2016 (23 September 2016); and WTO document WT/TPR/OV/W/10, 4 July 2016	On 17 June 2016, measure extended without an end date
Imposition of export duties (20%) on raw sugar, white or refined (HS 1701)	Permanent Delegation of India to the WTO (18 October 2016) and Notification Customs, Ministry of Finance - Department of Revenue No. 37/2016 (16 June 2016)	Effective 16 June 2016

Measure	Source/Date	Status
Temporary elimination of export duties on sugar (HS 1701), exported under the Advance Authorization Scheme, under specified conditions	Permanent Delegation of India to the WTO (18 October 2016) and Notification Customs, Ministry of Finance - Department of Revenue No. 41/2016 (6 July 2016)	Effective 6 July 2016
Extension of the imposition of temporary minimum import price "MIP" (CIF basis/Metric tonne) for certain iron and steel tariff lines (HS Chapter 72) (originally implemented on 1 February 2016 for six months). The number of tariff lines affected has been reduced from 173 to 66	Permanent Delegation of India to the WTO (18 October 2016); Notification No. 20/2015-2020 Ministry of Commerce and Industry (Department of Commerce) (4 August 2016) and WTO document WT/TPR/OV/W/10, 1 July 2016	Effective until 4 October 2016
Increase of import tariffs (to 40%) on specified items of marble and travertine blocks/slabs and granite blocks/slabs. Effective rates: (i) (40%) rough marble and travertine blocks (HS 2515.11.00; 2515.12.10; 2515.12.90); (ii) (20%) marble slabs (HS 2515.12.20); (iii) (10%) all goods other than rough marble and travertine blocks and marble slabs (HS 2515.11.00; 2515.12.10; 2515.12.20; 2515.12.90); (iv) (10%) all goods falling under tariff lines HS 2516.11.00; 2516.12.00; (v) (20%) marble slabs (HS 6802.10.00; 6802.21.10; 6802.21.20; 6802.21.90; 6802.91.00; 6802.92.00); (vi) (20%) granite slabs (HS 6802.23.10; 6802.23.90; 6802.29.00; 6802.93.00); and (vii) (10%) all goods other than marble slabs and granite slabs (HS 6802.10.00; 6802.21.10; 6802.21.20; 6802.21.90; 6802.23.10; 6802.23.90; 6802.29.00; 6802.91.00; 6802.92.00; 6802.93.00)	Permanent Delegation of India to the WTO (18 October 2016) and Notifications Customs, Ministry of Finance - Department of Revenue Nos. 48/2016 (8 September 2016) and 49/2016 (16 September 2016)	Effective 8 September 2016
New extension until 31 March 2017 of the temporary increase of import tariffs (from 30% to 40%) on ghee, butter and butter oil (HS 0405) (originally effective from October 2015 until 31 March 2016, and then extended until 30 September 2016)	Permanent Delegation of India to the WTO (18 October 2016); Notification No. 53/2016- Customs, Ministry of Finance - Department of Revenue (29 September 2016) and WTO document WT/TPR/OV/18, 17 November 2015	Effective until 31 March 2017
Indonesia		
New requirement for imports of tyres (HS 4011), establishing import quotas and restricting entry points	Permanent Delegation of Indonesia to the WTO (27 May 2016) and Regulation No. 78/M-DAG/PER/6/2015 (September 2015)	
Revised regulation on imports of cellulose nitrate (HS 3912.20.11; 3912.20.19; 3912.20.20) introducing stricter requirements	Permanent Delegation of Indonesia to the WTO (27 May 2016)	Effective 1 January 2016
Export prohibition for forestry products not attaining locally minimum processing/refining threshold	Permanent Delegation of Indonesia to the WTO (27 May 2016) and Regulation No. 97/M-DAG/PER/11/2015 (4 November 2015)	Effective 1 January 2016
Revised import requirement for sugar (HS 1701) resulting in: (i) imports restricted but allowed to ensure availability and price stability in local market; (ii) elimination of the import ban outside the milling season; and (iii) removal of the threshold reference price below which imports not authorized	Permanent Delegation of Indonesia to the WTO (27 May 2016) and Regulation No. 117/M-DAG/PER/12/2015 Ministry of Trade (23 December 2015)	Effective 1 January 2016

Measure	Source/Date	Status
Revised import requirements establishing preparation/procurement of all required licences before goods enter into Indonesian customs area	Permanent Delegation of Indonesia to the WTO (27 May 2016) and Regulation No. 48/M-DAG/PER/7/215 Ministry of Trade (3 July 2015)	Effective 1 January 2016
Temporary revised import regulations for used capital goods introducing certain technical requirements. Goods can only be imported by: (i) direct user companies; (ii) recondition companies; and (iii) remanufacturing companies	Permanent Delegation of Indonesia to the WTO (27 May 2016) and Regulation MOI No. 14/M-IND/PER/2/2016	Effective 25 February 2016
Amendments introduced to the producer import license (API) stipulating that only companies with an API-U (General Importer Identity's Number) licence can import	Permanent Delegation of Indonesia to the WTO (27 May 2016)	Effective 1 January 2016
Imports of salt (consumption and industrial) (HS 2501.00) authorized under certain conditions. Importers must hold a Producer Importer Identification Number (API-P) and submit an electronic application to obtain import approval	Permanent Delegation of Indonesia to the WTO (14 October 2016) and Regulation No. 125/M-DAG/PER/2015 Ministry of Trade (29 December 2015)	Effective 1 April 2016
Forestry products (HS 44) imports must comply with forestry products legality according to related law and regulations, including import approval from the Ministry of Trade. The application for import approval can only be conducted through the electronic system	Permanent Delegation of Indonesia to the WTO (14 October 2016) and Regulation No. 97/M-DAG/PER/11/2015 (November 2015)	Effective 1 January 2016
Import requirements for textiles and textile products (including batik textiles and batik textiles products) could only be conducted by companies with Producer Importer Identification Number (API-P) which have obtained an import approval (HS 5208; 5209; 5210; 5211; 5212; 5402; 5407; 5501; 5503; 5506; 5512; 5513; 5514; 5515; 5516; 5801; 6001; 6002; 6004; 6005; 6006; 7019; 5007; 5111; 5112; 5113; 5309; 5310; 5311; 5701; 5702; 5703; 5704; 5705; 5802; 5804; 5805; 5806; 5807; 5808; 5809; 5810; 5811; 5901; 5902; 5903; 5907; 5911)	Permanent Delegation of Indonesia to the WTO (14 October 2016) and Regulation 85/M-DAG/PER/10/2015 Ministry of Trade (October 2015)	Effective 20 October 2015
Korea, Rep. of		
Temporary increase of import tariffs on 19 items (e.g. certain pastas, sauces and preparations) (HS 1902.19; 2103.90)	Permanent Delegation of the Republic of Korea to the WTO (29 September 2016)	Effective 1 January 2016 to 31 December 2016
Malaysia		
Increase of import tariffs (from 5% to 20%) on multilayer flooring panels (HS 4418.72.90)	Customs Duties (Amendment) (No. 3) - Order 2015 (29 December 2015)	Effective 1 January 2016
Mauritius		
Inclusion of "roll your own cigarette" paper (HS 4813), rolling machines for cigarette manufacturing (effective 17 December 2015), and small size fishing hooks (other than for re-exportation) (effective 26 March 2016), in the list of prohibited items	Permanent Delegation of Mauritius to the WTO (27 May 2016)	Effective: see individual dates in measure
Temporary export ban on scrap metals (HS 7204.10; 7204.21; 7204.29; 7204.30; 7204.41; 7204.49; 7204.50; 7404.00; 7503.00; 7602.00; 7802.00; 7902.00; 8002.00; 8101.97; 8103.30; 8104.20; 8102.97; 8105.30; 8106.00; 8107.30; 8108.30; 8109.30; 8110.20; 8111.00; 8112.13; 8112.22; 8112.52; 8112.92; 8113.00)	Permanent Delegation of Mauritius to the WTO (27 May 2016)	Effective 26 March 2016
Mexico		
Increase of import tariffs (up to 15%) on 31 tariffs lines, e.g. vinyl acetate, certain machinery and mechanical appliances, wind-powered generating sets, and certain toys (HS 2915.32.01; 8419.19.02; 8419.19.03; 8419.89.15; 8421.29.03; 8421.39.01; 8421.39.04; 8474.20.01; 8474.20.02; 8474.20.03; 8474.20.05; 8474.20.06; 8474.20.99; 8479.89.03; 8479.89.19; 8502.31.99; 9015.80.02; 9015.80.06; 9015.80.99; 9026.20.04; 9503.00.07; 9503.00.08; 9503.00.09; 9503.00.13; 9503.00.26; 9504.90.01; 9504.90.02; 9504.90.04; 9506.59.99; 9506.70.01; 9506.99.99)	Permanent Delegation of Mexico to the WTO (26 May 2016)	Effective 6 January 2016

Measure	Source/Date	Status
Increase of export duties (from zero to 50%) on 23 tariffs lines, e.g. vegetable saps and extracts, certain animal fats and oils, pharmaceutical products, essential oils, furskins, and certain works of art, collectors' pieces and antiques (HS 0507.90.01; 1211.90.05; 1302.19.12; 1302.39.03; 1506.00.02; 3001.90.01; 3001.90.02; 3001.90.03; 3001.90.04; 3001.90.06; 3001.90.99; 3002.10.14; 3002.90.01; 3002.90.02; 3002.90.03; 3002.90.99; 3301.90.05; 4301.80.03; 4302.19.01; 4302.20.01; 4302.30.01; 9705.00.06; 9706.00.01)	Permanent Delegation of Mexico to the WTO (26 May 2016)	Effective 6 January 2016
Extension of the temporary increase of import tariffs (from zero to 15%) on 97 iron and steel tariff lines (HS Chapter 72) (originally implemented on 7 October 2015 for 180 days)	Permanent Delegation of Mexico to the WTO (26 May 2016) and WTO document WT/TPR/OV/18, 17 November 2015	Effective 4 April 2016 for an additional 180 days
Mongolia		
Increase of import tariffs on alcoholic beverages (HS 2204; 2205; 2206; 2207; 2208)	Permanent Delegation of Mongolia to the WTO (21 October 2016)	
Increase of import tariffs on certain products, e.g. dairy products; certain edible vegetables; ice cream; builders' ware of plastics; plywood, veneered panels and similar laminated wood; calendars and other printed matter; yarn of carded wool, not put up for retail sale; yarn of combed wool, not put up for retail sale; yarn of fine animal air, not put up for retail sale; felt, whether or not impregnated, coated, covered or laminated; articles of apparel and clothing accessories; sacks and bags, of a kind used for the packing of goods; certain footwear; articles of plaster, stone or cement; ceramic building bricks and furniture (HS 0401; 0403; 0404; 0405; 0406; 0701; 0702; 0703; 0704; 0706; 0707; 0710; 2105; 3925; 4412; 4910; 4911; 5106; 5107; 5108; 5602; 6114; 6305; 6403; 6806; 6810; 6904; 9403)	Permanent Delegation of Mongolia to the WTO (21 October 2016)	
Morocco		
Increase of import tariffs (to 50%) on soft wheat and its derivatives (HS 1001.99.00)	Décret No. 2-15-810 - Bulletin Officiel No. 6404 (14 October 2015)	Effective 1 November 2015
Pakistan		
Imposition of regulatory duty on imports of cotton yarn and cotton fabrics (HS 5205; 5206; 5207; 5208; 5209; 5210; 5211; 5212)	Ministry of Finance, Economic Affairs, Revenue and Statistics (Revenue Division) Notification, S.R.O. 1055(I)/2015 (30 October 2015)	Effective 1 November 2015
Increase of import tariffs (by 1%) on certain products, e.g. pepper; rice; machinery and mechanical appliances; aerials and aerial reflectors; and used vehicles (HS 0904.11.30; 0904.21.20; 1006.10.10; 1209.00.00; 31; 84; 85; 8517; 8529.10.90; 99)	Ministry of Finance, Economic Affairs, Revenue and Statistics (Revenue Division) Notification, S.R.O. 1178(I)/2015 (30 November 2015)	Effective 1 December 2015
Imposition of regulatory duty (up to 15%) on imports of 400 items, e.g. poultry; fish; dairy products; honey; fruits; certain prepared or preserved meats, sugar confectionery, cocoa and cocoa preparations, preparations of cereals, pasta, preparation of vegetables, fruits and nuts; miscellaneous edible preparations; mineral waters; dog or cat food; perfumes and toilet waters; cosmetics; toilet preparations; soap; pneumatic tyres; travel goods; handbags and similar containers; cotton; apparel and clothing; other made up textiles articles; footwear; marble; ceramic products; glass and glassware; iron and steel; articles of iron and steel; razors and razor blades; miscellaneous articles of base metal; machinery and mechanical appliances; electrical machinery and equipment; watches; furnitures; toys; and miscellaneous manufactured articles (HS Chapters 01; 03; 04; 08; 16; 17; 18; 19; 20; 21; 22; 23; 33; 34; 40; 42; 52; 62; 63; 64; 68; 70; 71; 72; 73; 76; 82; 83; 84; 85; 91; 94; 95; 96)	Ministry of Finance, Economic Affairs, Revenue and Statistics (Revenue Division) Notification, S.R.O. 1177(I)/2015 (30 November 2015)	Effective 1 December 2015

Measure	Source/Date	Status
Increase of regulatory duty (up to 60%) on certain vehicles (HS 8703.23.23; 8703.23.29; 8703.24.90; 8703.32.23; 8703.32.25; 8703.32.29; 8703.33.90; 8703.90.90)	Ministry of Finance, Economic Affairs, Statistics and Revenue Notification S.RO. No. 1190(I)/2015 (1 December 2015)	Effective 1 December 2015
Increase of regulatory duty (up to 25%) on milk, cream, concentrated or containing sugar or other sweetening matter and whey powder (HS 0402; 0404.10.10)	Ministry of Finance, Economic Affairs, Statistics and Revenue Notification S.RO. No. 475(I)/2016 (24 June 2016)	Effective 25 June 2016
Qatar		
Import ban on high-glow light bulbs (tungsten 75 and 100 watts) and certain air-conditioner equipment	Ministry of Municipality and Environment - News (8 March 2016)	Effective 1 May 2016
Russian Federation		
Certain imported pharmaceutical products included in the list of "vital pharmaceuticals" restricted from public procurement purchases. Imports from the Eurasian Economic Union members exempted	Permanent Delegation of the Russian Federation to the WTO (27 May 2016) and Government Resolution No. 1289 (30 November 2015)	Effective 10 December 2015
The Government Resolution of the Russian Federation No. 1236 established limitations on government procurement of foreign software products. A software programme would be considered as a Russian product if the IP rights for such software are owned by either the State, or a Russian non-governmental organization controlled by the State, or by a Russian legal entity with the share of 50% or more owned by the State or Russian nationals. Russian government buyers should purchase, by default, only the software included in the state register. In order to be able to purchase foreign software products, the Russian government buyers would have to formally demonstrate that the products listed in the Russian state register do not meet their requirements. The procedure and criteria specifying the purchase of the foreign software is to be elaborated by the Russian Government	Permanent Mission of the Russian Federation to the WTO (27 May 2016)	Effective 1 January 2016
For state corporations, state and business companies with Russian Federation ownership capital of more than 50%, or other government-supported legal entities (with investment-intended funds of no less than Rub 10 billion), the Russian Government has adopted a list of 139 types of industrial products to be procured abroad only with prior approval by the Import Substitution Commission. The products covered are: finished metal products (e.g. tankers and cisterns); computer, electronic and optical equipment (e.g. tomography scans); electric equipment (e.g. electric accumulators and components); plant and equipment (e.g. cranes and earthmovers); motor vehicles, trailers and semitrailers (e.g. auto cranes); transport vehicles and equipment (e.g. railway locomotives)	Permanent Mission of the Russian Federation to the WTO (27 May 2016)	
Mandatory requirement on trucks for goods in transit crossing the Russian Federation towards Kazakhstan to use (and remove) identification means (seals) operating on the basis of the Russian Global Navigation Satellite System "GLONAS" (instead of GPS). The imposition and removal of seals occurs at the entrance/exit of the territory of the Russian Federation at the expense of the shipper or the consignee	Permanent Mission of the Russian Federation to the WTO (27 May 2016)	Effective 16 April 2016
Extension of the temporary export ban on tanned leather (HS 4104.11; 4104.19) (originally effective from 1 October 2014 to 1 April 2015, extended from 25 May 2015 to 28 November 2015, and extended again until May 2016)	Permanent Delegation of the Russian Federation to the WTO (14 October 2016); WTO documents G/MA/QR/N/RUS/3, 5 October 2016 and WT/TPR/OV/18, 17 November 2015	Effective from 18 July 2016 to 18 January 2017

Measure	Source/Date	Status
Restrictions on the admission of certain types of imported food products (e.g. fishery products, fresh, chilled or frozen; fish otherwise prepared or preserved, caviar and caviar substitutes; crustaceans, molluscs and other invertebrate aquatic organisms, frozen, prepared or preserved; evaporated food salt; evaporated iodized salt; fresh or chilled beef, fresh or chilled veal; fresh or chilled pork; cattle by-products fresh or chilled; beef and veal frozen; frozen pork meat; poultry chilled; poultry by-products frozen; milk and cream powder sublimated; butter; butter paste; cheese and cheese products; condensed milk or cream with sugar or other sweeteners (not in powder); brown rice; white beet or cane sugar, sucrose chemically purified in solid state with no additives) on government procurement	Permanent Delegation of the Russian Federation to the WTO (14 October 2016) and Resolution No. 832 (22 August 2016)	Effective 3 September 2016
Russian Federation (for Eurasian Economic Union between the Russian Federation, Armenia, Belarus, Kazakhstan, and Kyrgyz Rep.)		
Inclusion of jewels, precious metals and raw materials containing precious metals in the Common List of Goods subject to import prohibition or restriction. Imposition of non-automatic import licensing requirements for imports of precious metals and raw materials containing precious metals, and "special administrative measures" for imports of jewels (HS Chapters 25; 26; 71)	WTO document G/LIC/N/1/RUS/10, 24 November 2015	
Inclusion of jewels, precious metals and raw materials containing precious metals in the Common List of Goods subject to export prohibition or restriction. Imposition of non-automatic export licensing requirements for exports of precious metals and raw materials containing precious metals, and "special administrative measures" for exports of jewels (HS Chapters 25; 26; 71)	WTO document G/LIC/N/1/RUS/10, 24 November 2015	
South Africa (for Southern African Customs Union between Botswana, Lesotho, Namibia, South Africa, and Swaziland)		
On 30 October 2015, extension of the temporary increase of import tariffs (from R 242.6 c/kg to R 304 c/kg) on cane and beet sugar (HS 1701.12; 1701.13; 1701.14; 1701.91; 1701.99) (originally implemented on 26 September 2014 and extended several times)	Permanent Delegation of South Africa to the WTO (30 May 2016); Notice No. R 1027 of 2015 - International Trade Administration Commission - Government Gazette No. 39340 (30 October 2015); and WTO document WT/TPR/OV/18, 17 November 2015	Effective 30 October 2015
Increase of import tariffs (to 15%) on tubes, pipes and hollow profiles, of cast iron (HS 7303.00; 7305.11; 7305.12; 7305.19; 7305.20; 7305.31.10; 7305.31.90; 7305.39.10; 7305.39.90; 7305.90.10; 7305.90.90; 7306.19; 7306.29; 7306.30.30; 7306.30.40). Imports from the EU, EFTA, and the Southern African Development Community (SADC) members exempted	Permanent Delegation of South Africa to the WTO (30 May 2016) and Notice No. R 601 of 2015 - International Trade Administration Commission - Government Gazette No. 39478 (4 December 2015)	Effective 4 December 2015
Increase of import tariffs (from zero to 10%) on steel wire rod, steel reinforcing bar and structural steel (HS 7213.91; 7214.20; 7227.90; 7228.30; 7228.60). Imports from the EU, EFTA, and the SADC members exempted	Permanent Delegation of South Africa to the WTO (30 May 2016) and Notice No. R 1265 of 2015 - International Trade Administration Commission - Government Gazette No. 39539 (18 December 2015)	Effective 18 December 2015

Measure	Source/Date	Status
Increase of import tariffs (to 10%) on certain iron and steel products (28 tariff lines) (HS Chapter 72). Imports from the EU, EFTA, and SADC members exempted	Permanent Delegation of South Africa to the WTO (30 May 2016) and Notice No. R 172 of 2016 - International Trade Administration Commission - Government Gazette No. 39686 (12 February 2016)	Effective 12 February 2016
Increase of import tariffs (from zero to 10%) on prepolymers with a NCO percentage of less than 20% by mass (HS 3909.50.10). Imports from the EU, EFTA, and SADC members exempted	Permanent Delegation of South Africa to the WTO (30 May 2016) and Notice No. R 239 of 2016 - International Trade Administration Commission - Government Gazette No. 39799 (11 March 2016)	Effective 11 March 2016
On 11 April 2016, further extension of the temporary increase of import tariffs (to R 122.43 c/kg) on wheat (HS 1001.91; 1001.99), and (to R 183.65 c/kg) on wheat flour (HS 1101.00.10; 1101.00.90). On 22 August 2016, further extension (to R 159.14 c/kg) on wheat (HS 1001.91; 1001.99), and (to R 238.71 c/kg) on wheat flour. Imports from SADC members exempted	Permanent Delegation of South Africa to the WTO (30 May 2016) and Notices Nos. R 418 of 2016 - Government Gazette No. 39915 (11 April 2016) and R 939 of 2016 - Government Gazette No. 40223 (22 August 2016), International Trade Administration Commission	Effective 11 April 2016
Inclusion of waste and scrap of primary cells, primary batteries and electric accumulators, spent primary cells, spent primary batteries and spent electric accumulators (HS 8548.10) in the list of goods subject to export permits	Permanent Delegation of South Africa to the WTO (30 May 2016) and Notice No. R 1043 of 2015 - International Trade Administration Commission - Government Gazette No. 39348 (30 October 2015)	Effective 30 October 2015
Increase of import tariffs (from zero to 10%) on certain hot-rolled steel (HS 7208.10; 7208.25; 7208.26; 7208.27; 7208.36; 7208.37; 7208.38; 7208.39; 7208.53; 7208.54; 7208.90; 7211.13; 7211.14; 7211.19; 7225.30; 7226.91). Imports from the EU, EFTA, and SADC members exempted	Permanent Delegation of South Africa to the WTO (13 October 2016) and Notice No. R 712 of 2016 - International Trade Administration Commission - Government Gazette No. 40059 (10 June 2016)	Effective 10 June 2016
Increase of import tariffs (from zero to 10%) on certain bars and rods, hot-rolled of iron or non-alloy steel (HS 7213.20; 7213.99; 7214.10; 7214.30; 7214.91; 7214.99; 7215.90; 7228.40; 7228.80). Imports from the EU, EFTA, and SADC members exempted	Permanent Delegation of South Africa to the WTO (13 October 2016) and Notice No. R 752 of 2016 - International Trade Administration Commission - Government Gazette No. 40091 (24 June 2016)	Effective 24 June 2016
Serbia		
Imposition of temporary specific duties on imports on 42 agriculture and food products tariff lines, e.g. live swine; meat of swine; dairy produce; and hams and cuts of swine (HS 0103; 0203; 0209; 0210; 0401; 0403; 0405; 0406; 1602)	Permanent Delegation of Serbia to the United Nations (7 April 2016)	Effective 1 January 2016 to 30 June 2016

Measure	Source/Date	Status
Imposition of temporary specific import levies on 429 agriculture and food products tariff lines (at 8 digit level), e.g. live bovine animals, live sheep and goats, live poultry, meat and edible meat offal, live fish, dairy produce, eggs, edible vegetables and fruits, margarine, certain preparations of meat, sugar, miscellaneous edible preparations, undenatured ethyl alcohol, and unmanufactured tobacco (HS 0102; 0103; 0104; 0105; 0201; 0202; 0203; 0204; 0207; 0209; 0210; 0301; 0401; 0402; 0403; 0405; 0406; 0407; 0701; 0702; 0703; 0704; 0707; 0708; 0709; 0710; 0711; 0806; 0807; 0808; 0809; 0904; 1517; 1601; 1602; 1701; 1702; 2103; 2104; 2207; 2208; 2401)	Permanent Delegation of Serbia to the United Nations (12 October 2016)	Effective 1 July 2016 to 31 December 2016
Seychelles		
Import tariffs replaced by excises taxes (up to 100%) on motor vehicles and certain parts and accessories thereof (HS Chapter 87)	Permanent Delegation of Seychelles to the WTO (4 October 2016)	Effective 8 April 2016
Singapore		
Extension for certain alcohol and tobacco products (HS 2203; 2204; 2205; 2206; 2207; 2208; 24) of the security requirement (at least 50% of potential duty) to certain cargo movement types of such goods (movements between warehouses, export from licensed premises, transshipment involving road transportation) on the grounds of a potentially higher risk of non-compliance for these movements	Permanent Delegation of Singapore to the WTO (31 May 2016) and Singapore Customs Circular No. 1/2016 (15 January 2016)	Effective 1 April 2016
Sri Lanka		
Temporary increase of the special commodity levy (from SL Re 15/kg to SL Re 35/kg) on imports of potatoes (HS 0701.90) and (from SL Re 5/kg to SL Re 25/kg) onions (HS 0703.10.20)	Ministry of Finance Notification No. 1956/10 (29 February 2016)	Effective for 4 months
Switzerland		
Reclassification of seasoned meat from HS Chapter 16 to Chapter 02, resulting in an increase of import tariffs (from Sw F 638/100 kg to Sw F 2,212/100 kg) (HS 02; 1602)	Permanent Delegation of Switzerland to the WTO (20 October 2016)	Effective 1 July 2016
Tunisia		
Increase of import tariffs on 911 tariff lines	WTO document WT/TPR/S/341, 8 June 2016	Effective 1 January 2016
Turkey		
Increase of import tariffs (from 8% to 10%) on certain flat-rolled stainless iron and steel products (HS 7219.31; 7219.32; 7219.33; 7219.34; 7219.35; 7220.20.21; 7220.20.29; 7220.20.41; 7220.20.49; 7220.20.81; 7220.20.89), (from zero to 22.5%) on sunflower-seed oil for technical use (HS 1512.19.10); and on certain processed agricultural products (HS 0710.40; 0711.90.30; 2001.90.30; 2004.90.10; 2005.80; 2008.99.85; 2905.44.11; 3824.60.19)	Permanent Delegation of Turkey to the WTO (14 October 2016)	Effective 1 January 2016
Exports of poppy seeds not for sowing subject to registration (HS 1207.91.90)	Permanent Delegation of Turkey to the WTO (31 May 2016)	Effective 11 March 2016
Increase of import tariffs (to 21.8%) on new pneumatic tyres of rubber (effective 7 September 2016); (from zero to 7.8%) on pure-bred breeding animals (effective 2 July 2016); (from 40% to 135%) on animals for slaughter (effective 2 July 2016); (from 4% to 23.4%) on certain sunflower seeds (<i>Carthamus tinctorius</i>); (from 12% to 23.4%) on sunflower seed oil; and (to 67.5%) on certain sunflower seed oils (effective 1 September 2016)	Permanent Delegation of Turkey to the WTO (14 October 2016)	Effective: see individual dates in measure
Ukraine		
Export ban on unprocessed timber (HS Chapter 44)	WTO documents WT/TPR/S/334, 15 March 2016 and G/MA/QR/N/UKR/3, 20 September 2016	Effective 1 November 2015 for tree species, except pine trees
Volumes of export quotas for certain commodities (e.g. silver, gold and waste or scrap of precious metal) (HS 7106; 7108; 7112) subject to licensing procedures set at zero grammes	WTO document G/LIC/N/3/UKR/9, 9 August 2016 and Resolution of the Cabinet of Ministers No. 117 (30 December 2015)	Effective 1 January 2016 to 31 December 2016

Measure	Source/Date	Status
Temporary increase of export duties (from €10/tonne to €30/tonne) on waste and scrap of ferrous metals (HS 7204.10.00; 7204.30.00; 7204.41.10; 7204.41.91; 7204.41.99; 7204.49.10; 7204.49.30; 7204.49.90; 7204.50.00)	Permanent Delegation of Ukraine to the WTO (20 October 2016)	Effective 15 September 2016, for one year
United States		
Fixing America's Surface Transportation Act gradually increasing domestic content rules (from 60% to 70% by 2020) for procurement of rolling-stock by the Federal Highway Administration	Public Law 114-94-DEC. 4, 2015 - Sec.3011.General Provisions (4 December 2015)	Effective 4 December 2015
Zimbabwe		
Inclusion of new items in the list of products requiring non-automatic import licensing (e.g. certain food preparations; plastic pipes and fittings; wheelbarrows; certain flat-rolled products of iron or non-alloy steel; doors, windows and their frames of iron or steel; certain metal furniture; metal clad insulated panels; prepared potatoes and beans; cereals; second hand tyres; certain binder or baler twine; fertilizers; woven fabrics of cotton; and prepared foodstuffs (HS 2106.90.90; 3304.99.90; 3917.21.10; 3917.21.90; 3917.23.10; 3917.23.20; 3917.23.90; 8424.81.00; 8716.80.10; 7308.30.90; 7210.41.00; 9403.20.90; 8418.99.10; 8418.99.90; 9406.00.91; 2005.59.00; 2005.20.00; 1904.10.10; 4012; 5607.21.00; 5607.41.00; 5211)	Statutory Instrument 64 of 2016 - Control of Goods (Open General Import Licence) (No. 2) (Amendment) Notice, 2016 (No. 8) (17 June 2016)	

Recorded, but non-confirmed information¹⁴⁵

Measure	Source/Date	Status
Algeria		
Imposition of import quotas on steel rebars	Press reports (January 2016)	Effective January 2016
Systematic controls of imported goods (mainly consumers goods) by the Customs Administration and antifraud services of the Ministry of Trade resulting in delays in import clearance procedures	Press reports (February 2016)	
Import ban on certain products, e.g. cosmetics, foodstuffs, perishable goods, detergent	Press reports (February 2016)	
Non-automatic import licensing requirements for certain products, e.g. cement, concrete, and vehicles	Press reports referring to Executive Decree 15-306 (6 December 2015)	
Angola		
Temporary export ban on certain food products imported for domestic consumption (e.g. rice, sugar, beans, corn flour, soap and cooking oil) (HS 1006; 1102.20; 12; 1701)	COM-Watch Africa Issue 58 - March 2016	
Bangladesh		
Temporary export ban on raw jute (HS 5303; 5307; 5310; 5607.10; 6305.10)	Fibre2fashion.com	Effective 3 November to 2 December 2015
Bolivia (Plurinational State of)		
Temporary increase of import tariffs on certain food products, e.g. milk, cream, coffee, yogurt, grapes, potatoes, and certain footwear (HS 0401; 0403.10; 0806; 0901; 0710.10; 64)	America Economica (1 December 2015)	
Increase of import tariffs (up to 40%) on alcoholic beverages (HS 2203; 2204; 2205; 2206; 2207; 2208)	La Razón referring to Decreto Supremo No. 2657 (27 January 2016)	
Brazil		
Intervention of the National Institute of Metrology, Quality and Technology (INMETRO) in the issuance of non-automatic import licensing	Press reports (March 2016)	
Burkina Faso		
Export ban on live mules and mule skin (HS 0101)	The Guardian (13 September 2016)	
Imposition of import taxes (<i>taxe d'ajustement à l'importation</i>) (15%) on certain agricultural insecticides	Press reports (January 2016)	Effective January 2016

¹⁴⁵ This section includes information which has been obtained from public sources but has not yet been confirmed by the delegation concerned.

Measure	Source/Date	Status
Cambodia		
Amendments introduced to the export tax scheme on natural rubber (HS 4001). Duties set at US\$150/tonne on shipments valued up to US\$2,000/tonne, and US\$200/tonne on shipments valued up to US\$3,000/tonne. Current duty set US\$50/tonne when export price below US\$2,000/tonne	The Phnom Penh Post (7 March 2016)	
Cameroon		
Re-imposition of import tariffs (5%) on rice (HS 1006) and (20%) on cement (HS 2523)	Star Africa (8 December 2015)	Effective 1 January 2016
China		
Requirement for hospitals to purchase medical devices from "national manufacturers", not including domestically manufactured in China by foreign invested enterprises	Press reports (January 2016)	
India		
New requirement for the oil and gas sector providing for 50% local content in certain services and equipment, e.g. rigs and pipes	Press Trust of India and Bloomberg BNA (9 February 2016)	
New requirement by the Central Electricity Authority establishing local content requirement for equipment to be used in power projects	The Times of India (25 May 2016)	
Indonesia		
"Priority lane importer status" removed for imports of all products	Press reports referring to Decree No. 83/2012 (December 2015)	
Introduction of new formulas for the calculation of the value of local content requirement for laptops computers, smartphones and tablets. Current required threshold set at 30% of the components	Global Legal Monitor (15 September 2016)	
Malaysia		
Import licensing requirements on certain liquid filled electrical heating products	Press reports referring to Customs Order No. 7/2015 (9 October 2015)	Effective 1 November 2015
Morocco		
Increase of import tariffs (to 2.5%) on butter (HS 0405.10)	Challenge (20 October 2015)	Effective 1 January 2016
Imposition of import tariffs on certain oil products	Le 360 (21 October 2015)	
Mozambique		
Reduction of preference margin (from 15% to 10%) of the contract value for national competitors for both public works contracts and the provision of services, and a preference of 15% of the contract value for goods	Press reports referring to Decree No. 05/2016 (March 2016)	Effective 6 June 2016
Nepal		
Increase of import tariffs (from 15% to 20%) on ghee and milk related products (HS Chapter 04)	The Kathmandu Post (5 September 2015)	
Niger		
Export ban on live mules and mule skin (HS 0101)	The Guardian (13 September 2016)	
Nigeria		
Increase of import tariffs on aircraft parts (HS 8803)	ThisDayLive (30 October 2015)	
Increase of import tariffs on used vehicles (HS 8703)	Vanguard (9 November 2015)	
Inclusion of cane or beet sugar and chemically pure sucrose (HS 1701.11; 1701.12; 1701.91; 1701.99) and farmed fish (HS Chapter 03) in the import prohibition list	Press reports (February 2016)	
Philippines		
Temporary import ban on rice (HS 1006). Imports only permitted through State agency "National Food Authority" (NFA)	Business World Online (18 May 2016)	
Elimination of import quota on rice (HS 1006)	Philippines Daily Inquirer (3 September 2016)	
Saudi Arabia, Kingdom of		
Increase of import tariffs (up to 30%) on cigarettes (HS 2402)	Arab News (13 September 2015)	
Saudi Arabia, Kingdom of (for Gulf Cooperation Council - Bahrain, Kingdom of; Kuwait, State of; Oman; Qatar; Saudi Arabia, Kingdom of and United Arab Emirates)		
Increase of import taxes (to 100%) on certain tobacco products (HS Chapter 24)	Arab Times Online (18 November 2015)	
Sri Lanka		
Re-imposition of export duties on raw spices	Economy Next (17 December 2015)	

Measure	Source/Date	Status
Increase of import tariffs (from SL Rs 35/kg to SL Rs 50/kg) on rice (HS 1006)	Press reports referring to Extraordinary Gazette 1952/10 (February 2016)	Effective 1 February 2016
Uruguay		
Local content requirements for equipment used in power projects	La República (24 May 2016)	
Viet Nam		
Increase of import tariffs (from zero to 10%) on certain alloy steel with a 0.3% of chrome content	Thanh Nien News (27 October 2015)	
Zimbabwe		
Temporary import ban on certain agricultural products, e.g. sugar, corn-meal, flour (HS 11; 1701)	The Herald (27 November 2015)	

ANNEX 4**GENERAL ECONOMIC SUPPORT MEASURES¹⁴⁶**

(MID-OCTOBER 2015 TO MID-OCTOBER 2016)

Confirmed information¹⁴⁷

Measure	Source/Date	Status
Argentina		
Temporary aid scheme <i>Régimen de Compensaciones para Productores Tamberos</i> (overall budget Arg\$600 million) for small dairy producers (Arg\$0.4/litre) (originally effective October to December 2015). Scheme extended for the months of February and March 2016 (overall budget Arg\$500 million) for small dairy producers (Arg\$0.4/litre)	Resolución Conjunta Nos. 8/2016 and 9/2016 Ministerio de Agroindustria y Ministerio de Producción (1 February 2016) Resolución No. 162/2016 Ministerio de Agroindustria (2 May 2016)	
Implementation of a new electricity price scheme <i>Régimen Tarifario de Transición</i> resulting in the gradual phasing out of electricity price subsidies	Resolución No. 7/2016 Ministerio de Energía y Minería (27 January 2016)	Effective 27 January 2016
Aid scheme <i>Fondo Semilla</i> (Arg\$70 million) through preferential credit lines for SMEs in certain sectors (e.g. informatic, electronic, chemicals, pharmaceutical, renewable energies, telecommunication, food processing, automotive, textile and garment, footwear, fishery, mining and wood)	Permanent Delegation of Argentina to the WTO (12 October 2016) and Resolución No. 146/2016 Ministerio de Producción – Secretaría de Emprendedores y de la Pequeña y Mediana Empresa (15 July 2016)	Effective 21 July 2016
Further extension of the temporary aid scheme <i>Ahora 12</i> to encourage the purchase of certain locally produced products, e.g. home appliances, apparel and clothing, footwear, construction materials, furniture, motorcycles, bicycles, books, toys, cell phones and certain services (tourism) (originally implemented in September 2014 and effective until 30 September 2016)	Disposición No. 51-E/2016 Subsecretaría de Comercio Interior (29 September 2016) and WTO document WT/TPR/OV/W/10, 1 July 2016	Extended until 31 January 2017
Australia		
Temporary preferential export finance for Australian wine producers through an agreement established between the Export Finance and Insurance Corporation (EFIC) and Wine Australia	Permanent Delegation of Australia to the WTO (27 May 2016)	Effective 29 October 2015 to 29 October 2016
Implementation of the first round of the Black Spots Programme (\$A 100 million) to deliver 499 new and upgraded mobile base stations. The full rollout of all mobile base stations funded under round one has begun and will occur over three years. Several rounds are being considered in the future	Permanent Delegation of Australia to the WTO (27 May 2016)	
Aid scheme "Freight Equalization Scheme" for Tasmania increased to \$A 203 million. Scheme has been expanded to include goods bound for international markets	Permanent Delegation of Australia to the WTO (27 May 2016)	Effective January 2016
Financial aid scheme through income tax rebates for start-up enterprises	Permanent Delegation of Australia to the WTO (14 October 2016)	Effective July 2016

¹⁴⁶ The inclusion of any measure in this Annex implies no judgement by the WTO Secretariat on whether or not such measure, or its intent, is protectionist in nature. Moreover, nothing in the Annex implies any judgement, either direct or indirect, on the consistency of any measure referred to with the provisions of any WTO agreement.

¹⁴⁷ This section includes information which has either been provided by the Member concerned or has been confirmed at the request of the Secretariat.

Measure	Source/Date	Status
Bahrain, Kingdom of		
Reduction of subsidies on electricity, water (effective 1 March 2016) and gasoline (effective 11 January 2016), resulting in retail price increases	Permanent Delegation of the Kingdom of Bahrain to the WTO (6 June 2016)	Effective: see individual dates in measure
Brazil		
Financial aid scheme (R\$1.3 billion) through the Brazilian National Development Bank (BNDES) for wind mill park complex in Piauí	Permanent Delegation of Brazil to the WTO (27 May 2016) and Press Release - BNDES (October 2015)	
Financial aid scheme (R\$14.6 million) through BNDES for <i>Etagé Indústria e Comércio Ltda</i> for the construction of a new factory in São Bernardo do Campo to produce spare parts for oil companies	Permanent Delegation of Brazil to the WTO (27 May 2016) and Press Release - BNDES (October 2015)	
Financial aid scheme (R\$9.5 million) through BNDES for Brazilian IT company <i>Accesstage</i> for investments in capacity expansion for data warehouse storage	Permanent Delegation of Brazil to the WTO (27 May 2016) and Press Release - BNDES (October 2015)	
Financial aid scheme (R\$6.8 million) through BNDES to medical and cosmetic producer CIMED group for the construction of a distribution centre in Minas Gerais	Permanent Delegation of Brazil to the WTO (27 May 2016) and Press Release - BNDES (23 October 2015)	
Long-term loan from BNDES (R\$552.7 million) to the highway concessionaire Minas Gerais Goiás S.A (MGO Rodovias) for the construction of a 436.6 km sector on highway BR-050/GO/MG	Permanent Delegation of Brazil to the WTO (27 May 2016) and Press Release - BNDES (30 October 2015)	
Financial aid scheme (R\$494.2 million) through BNDES for the implementation of six wind mill parks (180 MW) for the <i>Complexo Morrinhos Energias Renováveis S.A.</i> in Bahia State	Permanent Delegation of Brazil to the WTO (27 May 2016) and Press Release - BNDES (9 November 2015)	
Financial aid scheme (R\$665.4 million) through BNDES for nine new wind mill parks in Pernambuco and Rio Grande do Norte	Permanent Delegation of Brazil to the WTO (27 May 2016) and Press Release - BNDES (17 November 2015)	
Aid scheme (R\$25 million) through BNDES for family agriculture projects in Rio Grande do Sul	Permanent Delegation of Brazil to the WTO (27 May 2016) and Press Release - BNDES (18 November 2015)	
Amendments introduced to the Drawback legislation resulting in: (i) increased access of exporting companies to drawback exemptions; (ii) clarification on the import/export licensing requests and drawback requests; and (iii) clarification on consignment export procedures	Permanent Delegation of Brazil to the WTO (27 May 2016)	Effective December 2015
Canada		
"CanExport" export programme (overall budget Can\$50 million) to help SMEs take advantage of global export opportunities. CanExport will provide contributions (between Can\$10,000 and Can\$100,000) towards export developments costs. Eligible SMEs must employ fewer than 250 employees, have an annual revenue of between Can\$200,000 and Can\$50 million and promote export development	Permanent Delegation of Canada to the WTO (30 May 2016) and Ministers of International Trade and Small Business and Tourism News (5 January 2016)	Effective 5 January 2016
Alberta Small Brewers Development Programme (ASBD) supporting the development of the small alcohol beverage manufacturing industry. ASBD targeted for Alberta-based brewers producing and selling no more than 300,000 hectolitres in Alberta annually and an annual worldwide production of no more than 400,000 hectolitres. The grants are designed to: (i) give brewers the flexibility to invest in their business; (ii) increase their production capacity; (iii) launch new products; (iv) develop new markets; (v) create jobs; and (vi) realize capital improvements	Permanent Delegation of Canada to the WTO (19 October 2016) and Alberta Treasury Board and Finance Newsroom (12 July 2016)	Effective 5 August 2016 for 10 years
Enhancement of the tax credit for the integration of information technology (IT) in SMEs in the primary and manufacturing sectors in Québec. Enterprises can claim refundable tax credit (20% of expenditure) for the integration of IT in primary and	Permanent Delegation of Canada to the WTO (14 October 2016)	Effective until 31 December 2019

Measure	Source/Date	Status
manufacturing sector SMEs in respect of expenditures relating to the supply of a qualified management software package that are incurred before 1 January 2020		
Temporary refundable tax credit to support the implementation and maintenance of major digital transformation projects in Québec. The tax credit applies to eligible digitization contracts entered after 17 March 2016 and before 1 January 2019. The tax credit is equal to 24% of qualified wages paid by a corporation to eligible employees under an eligible digitization contract over a two-year period, up to a maximum of Can\$20,000 per employee each year	Permanent Delegation of Canada to the WTO (14 October 2016)	Effective until 31 December 2018
China		
Reform of subsidy scheme for corn producers, replacing the temporary policy for stockpiling with market purchasing	Permanent Delegation of China to the WTO (October 2016)	
Extension of the scheme encouraging the early scrapping and renewal of outdated ships and single-hulled oil tankers	Permanent Delegation of China to the WTO (October 2016)	Extended until 31 December 2017
Elimination of the financial support to the "Foreign Trade Service Platform"	Permanent Delegation of China to the WTO (October 2016)	
Colombia		
Support scheme for sugar exports <i>panela excedentaria</i> to the amount of Col\$400 for every kilo exported	Resolución No. 423/2015 Ministerio de Agricultura y Desarrollo Rural, (19 November 2015)	Effective 19 November 2015 to 31 December 2015
PIPE 2.0 scheme (overall budget US\$80 million) for promotion of export activity and exports of non-traditional products (mining and quarrying sectors not included)	Permanent Delegation of Colombia to the WTO (27 May 2016)	Effective 1 January 2016
Extension of the support scheme for construction of new hotels. Exemption of income tax for 30 years for hotel construction projects initiated before 31 December 2017	Permanent Delegation of Colombia to the WTO (27 May 2016)	
<i>Plan Colombia Siembra</i> aimed at diversifying the variety of crops, increasing by one million hectares the cultivated area up to 2018, and promoting exports. The plan provides preferential credit lines, crop and livestock insurance against meteorological events and diseases, and certain fiscal advantages for new investments in machinery, and infrastructure modernization	Permanent Delegation of Colombia to the WTO (21 October 2016)	Effective May 2016
Ecuador		
Extension of the support scheme granting to exporters of non-traditional products partial reimbursement (between 2% and 5%) of certain taxes	Permanent Delegation of Ecuador to the WTO (31 May 2016)	Effective until 31 December 2015
European Union		
Temporary exceptional aid (€420 million) for farmers in the livestock sectors (e.g. beef and veal, milk and milk products, pig meat, sheep meat, and goat meat)	Public information available on the European Commission's website transmitted by the EU Delegation (27 May 2016) and Commission Delegated Regulation 2015/1853 (15 October 2015)	Effective 16 October 2015 to 30 June 2016

Measure	Source/Date	Status
Temporary exceptional private storage aid (€15.57/tonne of storage for fixed storage cots, and €0.4/tonne per day of contractual storage) for certain cheeses limited to a maximum quantity of 100,000 tonnes	Public information available on the European Commission's website transmitted by the EU Delegation (27 May 2016) and Commission Delegated Regulation 2015/1852 (15 October 2015)	Effective 16 October 2015
Temporary exceptional measures for the milk and milk products sector in the form of extending the public intervention period for skimmed milk powder in 2016 and advancing the public intervention period for skimmed milk powder in 2017. To provide for the possibility to use all possible market measures and cater for a situation where the prices of skimmed milk powder would further deteriorate, it is necessary that: (i) public intervention remains available without interruption until the start of the next intervention period on 1 March 2017; and (ii) extend the intervention buying-in period in 2016 until 31 December 2016, and to fix the start of the intervention buying-in period in 2017 at 1 January 2017	Commission Delegated Regulation No. 2016/1614 (8 September 2016)	Effective 10 September 2016
Aid for reducing milk production. Aid available to eligible applicants reducing cow milk deliveries for a three month period (reduction period). Aid fixed at €14/100 kg of cow milk for the volume corresponding to the difference between the cow milk delivered during the reference period (same period in the previous year) and the cow milk delivered during the reduction period (but not more than a total volume of cow milk delivery reduction corresponding to €150 million)	Commission Delegated Regulation No. 2016/1612 (8 September 2016)	Effective 10 September 2016
Belgium		
Aid for the construction of an offshore wind farm of 294 MW located in the North Sea, 42 km from Ostend harbour	Public information available on the European Commission's website transmitted by the EU Delegation (27 May 2016) and European Investment Bank Reference 20150619 (14 December 2015)	
Aid (budget €57 million) for sea and coastal freight water transport	EU State Aid SA. 43117 (2015/N) (16 March 2016)	Effective 1 July 2016 to 30 June 2026
Aid (budget €1.85 million) for specialized construction activities enterprise "Atelier Roger Poncin"	Public information available on the European Commission's website transmitted by the EU Delegation (18 October 2016) and EU State Aid SA. 45295 (2016/NN)	Effective 24 May 2016 to 24 November 2016
Czech Republic		
Aid for modernization of inland waterway freight transport vessels	Public information available on the European Commission's website transmitted by the EU Delegation (18 October 2016) and EU State Aid SA. 43080	Effective 1 January 2016 to 31 December 2021
Estonia		
State aid (€70 million) for the modernization of the infrastructure at Tallinn airport	Public information available on the European Commission's website transmitted by the EU Delegation (27 May 2016) and EU State Aid SA. 39315	

Measure	Source/Date	Status
Short term export credit insurance scheme (budget €3.9 million)	Public information available on the European Commission's website transmitted by the EU Delegation (18 October 2016) and EU State Aid SA. 45282 (2016/N)	Effective 20 June 2016 to 31 December 2023
Finland		
Aid (€32.1 million) for bio-product pulp mill Metsä Fibre Oy	Public information available on the European Commission's website transmitted by the EU Delegation (19 April 2016) and EU State Aid SA. 42382	
Energy and environmental aid (€28 million) for the construction of a liquefied natural gas terminal at Hamina	Public information available on the European Commission's website transmitted by the EU Delegation (27 May 2016) and EU State Aid SA. 42889	
Germany		
Aid schemes for various transport related projects, including: (i) sea and coastal freight water transport (extension of the port of Rostock) (€5.6 million) (effective 16 December 2015); (ii) to NPorts GmbH & Co. KG for water transport in the Niedersachsen region (Cuxhaven seaport) (€21 million) (effective 11 February 2016); (iii) Bremerhaven offshore terminal (budget €155.3 million) (effective 14 July 2016); (iv) inland freight water transport (budget €7.5 million) (effective 28 July 2016); (v) extension of cruise ship terminal in Putbus-Lauterbach (budget €4.14 million) (effective 19 August 2016); and (vi) ferry port Sassnitz-breakwater (budget €4.5 million) (effective 19 August 2016)	Public information available on the European Commission's website transmitted by the EU Delegation (27 May 2016) and EU State Aids SA. 43376 (2015/N), SA. 41927 (2015/N), SA. 40680, SA. 43852 (2016/N), SA. 45849, and SA. 45848	Effective: see individual dates in measure
Prolongation of aid scheme (€92.8 million) for freight rail transport and inland freight water transport	Public information available on the European Commission's website transmitted by the EU Delegation (27 May 2016) and EU State Aid SA. 43008 (2015/N) (14 December 2015)	Effective 1 January 2016 to 31 December 2016
Aid (budget €32.89 million) for Rieger GmbH manufacturer of paper and paperboard in the region of Spree-Neisse	Public information available on the European Commission's website transmitted by the EU Delegation (18 October 2016) and EU State Aid SA. 43624 (2015/N)	Effective 13 June 2016
Italy		
Rescue aid (up to €4.9 million) through six months guarantees for IMT S.p.A. manufacturer of special-purpose machinery in the Emilia-Romagna, Piemonte region	Public information available on the European Commission's website transmitted by the EU Delegation (27 May 2016) and EU State Aid SA. 42864 (2015/N) (17 December 2015)	Effective 1 January 2016 to 1 July 2016

Measure	Source/Date	Status
Aid (budget €3 million) for information and promotion of sheep milk products in the European Union and third countries	Public information available on the European Commission's website transmitted by the EU Delegation (18 October 2016) and EU State Aid SA. 44338 (2016/N)	Effective until 31 December 2020
Aid (budget €16.8 million) for the construction of a new passenger terminal at Lamezia Terme airport in the region of Calabria	Public information available on the European Commission's website transmitted by the EU Delegation (18 October 2016) and EU State Aid SA. 43023	Effective 28 July 2016
Latvia		
Aid for the dredging of the ports of Ventspils (€3.4 million) (effective 25 November 2015 to 31 December 2015) and Liepaja (€32.4 million) (effective 19 October 2015 to 31 December 2015)	Public information available on the European Commission's website transmitted by the EU Delegation (27 May 2016), EU State Aid SA. 42538 (2015/N) (25 November 2015) and SA. 41734 (2015/NN) (30 November 2015)	Effective: see individual dates in measure
Lithuania		
Various infrastructure projects, including: (i) financial aid for the Vilnius Congress Centre project (budget €17.86 million) (effective 31 May 2016); and (ii) for Vilnius airport (budget €34.7 million) (effective 1 September 2016 to 31 December 2020)	Public information available on the European Commission's website transmitted by the EU Delegation (18 October 2016) and EU State Aid SA. 43206 and EU State Aid SA. 40197	Effective: see individual dates in measure
Aid (budget €26.1 million) for flights from regional airports	Public information available on the European Commission's website transmitted by the EU Delegation (18 October 2016) and EU State Aid SA. 40605	Effective 1 May 2016 to 30 April 2025
Poland		
Restructuring aid (budget Zł 765 million) for SMEs in all sectors excluding undertakings operating in the coal, steel or financial sector	Public information available on the European Commission's website transmitted by the EU Delegation (18 October 2016) and EU State Aid SA. 43594	Effective 29 August 2016 to 31 December 2020
Slovenia		
Restructuring aid (budget €3.1 million) to Polzela d.d. manufacturer of socks and stockings	Public information available on the European Commission's website transmitted by the EU Delegation (18 October 2016) and EU State Aid SA. 40419	Effective 12 May 2016

Measure	Source/Date	Status
Sweden		
Aid (budget SkR 62.5 million) for construction of two new terminals at Kvarken ports (Umea) due to increasing demand for transport of freight to and from the port by railway	Public information available on the European Commission's website transmitted by the EU Delegation (18 October 2016) and EU State Aid SA. 43724	Effective 1 August 2016
United Kingdom		
Low Emission Bus Scheme (budget £30 million)	Public information available on the European Commission's website transmitted by the EU Delegation (18 October 2016) and EU State Aid SA. 42167 (2015/N)	Effective 1 April 2016 to 31 March 2019
Hong Kong, China		
Further extension of the time-limited special concessionary measures providing 80% loan guarantee coverage on eligible loans approved by participating lending institutions, through the SME Financing Guarantee Scheme (SFGS) (originally effective from 31 May 2012 to end-February 2013 and then extended until February 2016)	Permanent Delegation of Hong Kong, China to the WTO (24 May 2016) and WTO document WT/TPR/OV/18, 17 November 2015	On 1 March 2016, extended until 28 February 2017
India		
Exemption from import tariffs on raw materials and parts for use in the manufacturing of specified ships, boats and other floating structures	Permanent Delegation of India to the WTO (27 May 2016) and Notification No. 54/2015-Customs Ministry of Finance Department of Revenue (24 November 2015)	Effective 24 November 2015
Export promotion scheme to increase funds allocated to promote exports, through the "Merchandise Exports from India Scheme" (MEIS). List of products/sectors eligible for MEIS has been increased (e.g. chemicals and medical equipment)	Delegation of India to the WTO (27 May 2016)	
Indonesia		
Tax incentive scheme for companies operating on special industrial estates (special area of land developed as a site for factories and other industrial businesses)	Permanent Delegation Indonesia to the WTO (27 May 2016)	Effective 28 December 2015
Further reduction in the gasoline and diesel support price scheme	Permanent Delegation Indonesia to the WTO (27 May 2016)	Effective 1 April 2016
Jordan		
Extension of the transitional period for the elimination of the Jordan Subsidy Programme	WTO documents G/C/W/705/Rev.2, 6 November 2015 and WT/TPR/OV/18, 17 November 2015	Effective 1 January 2016 to 31 December 2018
Korea, Rep. of		
Financial aid scheme through the Korea Development Bank granting to small enterprises up to W 5 billion and to medium enterprises W 7 billion, and providing, through the Korea Credit Guarantee Fund, associated companies with guarantees if they struggle to keep employees during the restructuring process	Permanent Delegation of the Republic of Korea to the WTO (27 May 2016)	Gradually implemented through the year 2016
Simplified tariff refund scheme for the year 2016 for certain SME exports (4,321 products) using imported raw materials	Permanent Delegation of the Republic of Korea to the WTO (27 May 2016)	

Measure	Source/Date	Status
New stimulus package (W 27.1 trillion). The package includes a supplementary budget of W 11 trillion as well as other fiscal stimulus including expenditures financed with public funds (W 3.3 trillion); investment made by public institutions (W 1.3 trillion); and loans, guarantees and insurance offered through public financial institutions (W 11.5 trillion). The Government seeks to maximize the package's impact by driving up budget execution rate and encouraging regional governments to draw up their own supplementary budgets (W 20 trillion)	Permanent Delegation of the Republic of Korea to the WTO (19 October 2016)	Effective 2 September 2016 to 31 December 2016
Mauritius		
Export Credit Insurance scheme for eligible enterprises for exports to Africa	Permanent Delegation of Mauritius to the WTO (21 April 2016)	
Freight Rebate scheme available for exports to Africa, granting a 25% refund of the basic freight cost (maximum amount US\$300) per 20 feet container	Permanent Delegation of Mauritius to the WTO (21 April 2016)	
Norway		
Aid (overall budget Nkr 122.7 million) through a single grant under the Energy Fund Scheme for the construction of a demonstration plant at Tyssedal	EFTA State Aid Case No. 77900 and Decision No. 476/15/COL (11 November 2015)	
Extension of the aid scheme (annual budget Nkr 130 million) through grants under "CLIMIT Demo" (originally implemented in 2005)	Permanent Delegation of Norway to the WTO (1 June 2016) and EFTA State Aid Case No. 78009 and Decision No. 478/15/COL (25 November 2015)	Effective for 5 years
Aid scheme (Nkr 1,331 million) for the European Rail Traffic Management System "ERTMS"	Permanent Delegation of Norway to the WTO (14 October 2016) and EFTA Surveillance Authority Decision No. 063/16/COL – Case No. 78750 (15 March 2016)	Effective 1 July 2016 to 1 July 2021
Pakistan		
Financial aid scheme extended to all producers of agricultural commodities through subsidized inputs and targeted cash transfers (US\$50/acre) for farmers as a rural development relief package. Currently only wheat and sugar cane are covered	Permanent Delegation of Pakistan to the WTO (15 October 2015)	One-off arrangement for the financial year July 2015 to June 2016
Strategic Trade Policy Framework 2015-18 (PRs 6 billion over the Framework period) to promote exports from certain sectors, compliance with standards, investment policy, technology up-grade, multilateral and regional trade agreements. Implementation in July 2016 of some Export Development Initiatives, including technology upgrade and brand and certification development as well as the placement of Intellectual Property Organization in the Ministry of Commerce	Permanent Delegation of Pakistan to the WTO (20 October 2016)	
Peru		
Extension of the scheme granting imports of goods for final consumption in the region of Amazonía exemption from the general sale tax (<i>impuesto general a las ventas "IGV"</i>)	Permanent Delegation of Peru to the WTO (22 April 2016)	Effective 1 January 2016 to 31 December 2018
Russian Federation		
Financial aid increased by Rub 3.82 billion for the development of crop production, processing and development of infrastructures and logistics market production	Permanent Delegation of the Russian Federation to the WTO (27 May 2016)	Effective 24 October 2015 to 31 December 2015
Financial aid scheme for motor vehicle manufacturers, through additional budgetary allocations (Rub 419,824 billion), the implementation of a programme of preferential leasing of vehicles (Rub 3.5 billion) and the lifting of restrictions on the volume limit of subsidies provided to the lessee (under lease contracts concluded in 2015)	Permanent Delegation of the Russian Federation to the WTO (27 May 2016)	
Financial aid scheme (Rub 1.35 billion) for the creation and modernization of greenhouses and dairy farms	Permanent Delegation of the Russian Federation to the WTO (27 May 2016)	Terminated on 31 December 2015

Measure	Source/Date	Status
Russian Automotive Support scheme (Rub 3.3 billion) granting compensation up to 80% of the cost of transportation by land and 50% by sea. Cost of certification and homologation are totally covered. Subsidies are provided to: (i) stimulate the use of environmental friendly means of transportation; (ii) reduce freight traffic on the roads; (iii) use combined transportation in the territory of the Russian Federation; (iv) adjust the level of expenditures to conform with international standards and good homologation; (v) protect the interest of automotive industry in the development of international harmonized rules; and (vi) enhance the production of safe and high quality goods based on international standards	Permanent Delegation of the Russian Federation to the WTO (14 October 2016)	Effective 10 September 2016
Financial aid (Rub 5.3 billion) to Russian railways for the development of Moscow railway infrastructure	Permanent Delegation of the Russian Federation to the WTO (14 October 2016)	
Extension of the temporary financial support (Rub 5.3 billion) for construction and reconstruction of facilities for dairy cattle (originally effective from 18 August 2015 to 31 December 2015)	Permanent Delegation of the Russian Federation to the WTO (27 May 2016) and WTO document WT/TPR/OV/18, 17 November 2015	
Saudi Arabia, Kingdom of		
Creation of the General Authority for SMEs with the aim of raising productivity and transforming them into agents of national growth and development	Permanent Delegation of the Kingdom of Saudi Arabia to the WTO (22 April 2016)	
Singapore		
Extension of the support package scheme to help businesses, especially SMEs, restructure, and invest in skills and capability development. The package includes: a Wage Credit Scheme, under which the Government subsidizes 40% of wage increases given to nationals earning a gross monthly wage of up to S\$4,000 (the total pay-out over 2013-15 estimated at S\$4.1 billion). In the 2015 Budget, the scheme was extended for two more years with a reduced level of co-funding (20%)	WTO document WT/TPR/S/343, 7 June 2016	
Switzerland		
Temporary elimination of import tariffs on raw materials (60 tariff lines) for the textile industry	Permanent Delegation of Switzerland to the WTO (27 May 2016)	Effective 1 January 2016 to 31 December 2019
Financial aid (Sw F 94.6 million for the year 2016) for export of certain dairy products and cereals (funds allocated for the year 2015: Sw F 95.6 million)	Permanent Delegation of Switzerland to the WTO (27 May 2016)	Effective 1 January 2016
Conditions for export-oriented SMEs conducting innovation projects with the Commission for Technology and Innovation (CTI) facilitated (budget Sw F 61 million)	Permanent Delegation of Switzerland to the WTO (11 October 2016) and WTO document WT/TPR/OV/18, 17 November 2015	Effective 1 July 2016 until end of the year
Thailand		
Financial aid scheme through low-interest loans for cassava producers with the aim of: (i) increasing production efficiency; (ii) postponing its harvest period; and (iii) creating value added products	Permanent Delegation of Thailand to the WTO (22 April 2016)	
Financial aid scheme through low-interest loans for rice producers with the aim of creating value added products	Permanent Delegation of Thailand to the WTO (22 April 2016)	
Turkey		
Extension of the temporary elimination of import tariffs on certain meats from the European Union, for state owned enterprise "Meat and Milk Board (ESK)", under certain import quotas	Permanent Delegation of Turkey to the WTO (14 October 2016)	Extended until 31 December 2016
United States		
Fixing America's Surface Transportation (FAST) Act (overall budget US\$305 billion) providing long-term funding certainty for surface transportation infrastructure planning and investment (e.g. highway, highway and motor vehicle safety, public transportation, motor carrier safety, hazardous materials safety, rail, research technology, and statistics programmes)	Federal Highway Administration, U.S. Department of Transportation (December 2015)	Effective 4 December 2015

Recorded, but non-confirmed information¹⁴⁸

Measure	Source/Date	Status
Algeria		
Gradual reduction of subsidy scheme for petrol and electricity	Arabnews.com (22 November 2015)	
Reintroduction of consumer credit for the purchase of products domestically manufactured or assembled in Algeria	Press reports referring to Loi de Finances and Arrêté interministériel (31 December 2015)	
Angola		
Elimination of fuel subsidies and liberalization of fuel prices for eight types of fuels including gasoline and diesel, except for LNG and kerosene	VdAtlas Flash News (4 February 2016) referring to Decree 706/15	Effective 1 January 2016
Bangladesh		
Financial aid scheme for export-oriented pharmaceutical enterprises	The Daily Star (29 January 2016)	
Brazil		
Extension of the scope and validity of the "Special Tax Refund Regime for Exporting Companies (Reintegra)", covering most of the exporting sectors, with a few exceptions in the agriculture sector. Amendments introduced in the regime delaying the application of the maximum tax-refundable percentage, but also entailing the possibility to have it increased depending on the macroeconomic situation	Press reports referring to Decree 8.415 (March 2016)	
National Export Plan increasing available financing and guarantees for exporters, as well as improvement of mechanism and tax regimes for export support	Press reports (March 2016)	
Cambodia		
Aid scheme for rice millers and exporters	The Cambodia Daily (18 March 2016)	
Egypt		
Financial aid for local car manufacturers	Press reports (April 2016)	
Malaysia		
Aid scheme (150 programmes) through the Malaysian External Trade Development Corporation (Matrade) for exporting SMEs in the oil and gas, aerospace, maritime, medical, electric, electronic and construction sectors	The Star Online (21 March 2016)	
Aid scheme (RM 1.5 billion) through direct grants for Proton car manufacturer	Press reports (20 April 2016)	
Malawi		
Elimination of VAT on imports of raw materials for the medical, pharmaceutical industry and fertilizer manufacturing industries	Malawi Revenue Authority, Press Release (25 November 2015)	
Myanmar		
Aid scheme through tax exemptions for export oriented enterprise	Myanmar Eleven (15 August 2016)	
Nepal		
Scheme (Nr 16 million) for milk producers	The Kathmandu Post (5 September 2015)	
Nigeria		
Vehicle credit purchase scheme through the National Automotive Design and Development Council	Vanguard (9 November 2015)	
Philippines		
Comprehensive Automotive Resurgence Strategy (CARS) scheme (P27 billion)	Business Mirror (23 November 2015)	
Aid scheme (P3.14 billion) for SMEs and manufacturing sector	Business Mirror (3 April 2016)	

¹⁴⁸ This section includes information which has been obtained from public sources but has not yet been confirmed by the delegation concerned.

Measure	Source/Date	Status
Sri Lanka		
Aid schemes: (i) (SL Rs 1,500 million per village) to encourage the production of spices; (ii) for the development of rubber industry research (SL Rs 100 million); (iii) allocation of SL Rs 25,000/hectare to farmers, replacing the fertilizer subsidy previously in place; and (iv) insurance scheme for fishermen (SL Rs 1 million)	Dailymirror.lk referring to Budget 2016 (20 November 2015)	
Financial aid (SL Rs 750 million) for Chilaw, Mirissa, Kalmuniai, Karainagar and Pornawella harbours development	Dailymirror.lk referring to Budget 2016 (20 November 2015)	
Thailand		
Financial aid (B 35 million) for rural economy	The Brunei Times (26 January 2016)	
Financial aid for the pharmaceutical sector	Bangkok Post (19 May 2016)	
United States		
Support scheme "Grow America Act" included in the budget proposal for fiscal year 2015-16	Bloomberg BNA (12 February 2015)	
Financial aid for dairy producers. Department of Agriculture (USDA) to purchase approximately 11 million pounds of cheese (valued at US\$20 million) to reduce current cheese surplus	The Wall Street Journal Europe (15 August 2016) and USDA News Releases Nos. 181.16 and 220.16	
Uruguay		
Emergency aid (US\$622 million) to state-owned oil enterprise ANCAP	El Observador (29 January 2016)	
Viet Nam		
Financial aid through preferential credit lines (D 100 billion) for domestic investors in certain sectors, e.g. technology, industry, industrial support, trade, agricultural production, healthcare, education and training, culture and sports, and infrastructure and environment sectors	Viet Nam News (25 November 2015)	
Development of large textile and garment industrial zones (500 to 1,000 hectares) to develop fabric and yarn production	Viet Nam News (19 July 2016)	

ANNEX 5**MEASURES AFFECTING TRADE IN SERVICES¹⁴⁹**

(MID-OCTOBER 2015 TO MID-OCTOBER 2016)

Confirmed information¹⁵⁰

Measure	Source/Date	Status	Verified by Member
MEASURES AFFECTING VARIOUS SECTORS			
Australia			
Under the new regime, foreign persons must give notice to the Foreign Investment Review Board (FIRB) before taking a 'notifiable action'. Generally, a proposed action will be a notifiable action if a foreign person seeks to acquire: 'direct interest' in an Australian agribusiness; a 'substantial interest' in an Australian entity; or an 'interest' in Australian land. An action will only be notifiable if it meets the threshold test. Whether a proposed transaction requires FIRB approval depends on whether the threshold tests are met. The threshold for a foreign investor seeking to acquire interests in an Australian entity or the assets of an Australian business is \$A 252 million, or \$A 1,094 million for private (non-government) investors from the United States; New Zealand; Chile, China; Japan or the Republic of Korea. If the proposed transaction concerns an agribusiness, the threshold drops to \$A 55 million. All foreign government investors require approval to acquire a direct interest in an Australian entity, irrespective of the value.	Foreign Investment Review Framework, implemented through amendments to the Foreign Acquisitions and Takeovers Act 1975 and the introduction of the Foreign Acquisitions and Takeovers Imposition Fees Act 2015	Effective 1 December 2015	✓
Foreign investment: All foreign investors must now apply for approval (subject to normal monetary screening thresholds) when acquiring critical infrastructure assets from state and territory governments. Previously, only sales of critical infrastructure by the states and territories to foreign government investors needed foreign investment approval.	Department of the Treasury (20 September 2016) See http://sjm.ministers.treasury.gov.au/media-release/031-2016/	Effective as of 31 March 2016	✓
China			
The existing approval requirements for the establishment, changes and operation periods of "foreign-invested enterprises" (FIEs), will be replaced by a filing system (the Special Administrative Measures for the Market Access of Foreign Investment issued or approved by the State Council are not involved).	Amendments to relevant laws, including the Wholly Foreign-owned Enterprise Law, the Sino-Foreign Equity Joint Venture Enterprise Law, and the Sino-Foreign Cooperative Joint Venture Enterprise Law (Decision by the National People's Congress Standing Committee on 3 September 2016)	Effective 1 October 2016	✓

¹⁴⁹ The inclusion of any measure in this Annex implies no judgement by the WTO Secretariat on whether or not such measure, or its intent, is protectionist in nature. Moreover, nothing in the Annex implies any judgement, either direct or indirect, on the consistency of any measure referred to with the provisions of any WTO agreement.

¹⁵⁰ This section includes information which has either been provided by the Member concerned or has been confirmed at the request of the Secretariat.

Measure	Source/Date	Status	Verified by Member
Revision of regulations and normative documents applicable to foreign invested enterprises (FIEs) regarding the registered capital system and elimination of minimum capital requirements for the following services sectors: auction services; leasing services; freight forwarding agency services; wholesale and storage of refined oil; sale and storage of crude oil; engineering and construction services; logistics; and commercial factoring. The decision also modifies the regulatory framework on the establishment of investment companies by foreign investors. Such companies may now adopt the form of companies limited by shares, and are thereby no longer restricted to limited liability companies. The minimum registered capital requirement of US\$30 million has been abolished.	Order No. 2 of 2015 on <i>Revising Certain Regulations and Regulated Documents</i> , issued by MOFCOM. ¹⁵¹	Effective 28 October 2015	✓
India			
<p>The Government of India, on 7 June 2016, released "Consolidated FDI Circular of 2016" (which is released on an annual basis), consolidating the policy changes occurred during the last year. Further, vide Press Note 5 (2016) dated 24 June 2016, India introduced another comprehensive liberalization in FDI policy. For example:</p> <p>the Government permitted 100% FDI under the government approval route for <u>trading</u>, including through e-commerce, in respect of food products manufactured and/or produced in India.</p> <p>Sectoral cap on Broadcasting sector has been raised across various activities viz. Teleports, DTH, Cable Networks (Digital), Mobile TV, HITS (from 74% to 100%); FM Radio, up-linking of news and current affairs (from 26% to 49%) and Cable Networks (not undertaking digitization) (from 49% to 100%). Further, FDI route for Teleports, DTH, Cable Networks (Digital), Mobile TV, HITS, Cable Networks (not undertaking digitization), and Up-linking of Non- "news and current affairs" and down-linking of channels has been changed to automatic route.</p> <p>Regional Air Transport Service has been opened for foreign investment up to 100%, with 49% under automatic route, and beyond that through government approval route. Foreign equity cap of activities of Scheduled Air Transport Service/Domestic Scheduled Passenger Airline has been increased from 49% to 100%, with 49% under automatic route, and beyond that through government approval route. Further, foreign equity cap of activities of Non-Scheduled Air Transport Service, as well as Ground Handling Services, have been increased from 74% to 100% under the automatic route. Also, 100% FDI under automatic route has been permitted in Brownfield Airport projects. 100% FDI through the automatic route is permitted for construction development sector. The Government liberalized certain requirements regarding area restriction, minimum capitalization and exit and repatriation of foreign investment.</p>	<p>The Department of Industrial Policy and Promotion, Ministry of Commerce and Industry, Government of India</p> <p>viewed at: http://dipp.gov.in/English/policies/FDI_Circular_2016.pdf</p> <p>viewed at: Review of Foreign Direct Investment (FDI) policy on various sectors (Press note No. 5), Jun 24, 2016</p> <p>Note: The policy amendments made vide Press Note 5(2016) are pending notification in relevant schedules of FEMA.</p>	Effective 7 June 2016	✓

¹⁵¹ It revises "Circular of the State Council on Printing and Issuing Reform Proposals for the Registered Capital Registration System" (issued by State Council [2014] No.7) and in the "Notice of the General Office of the State Council on Accelerating the Implementation of the Relevant Matters Concerning the Reform of the Registration System for Registered Capital" (Notice of the General Office of the State Council [2015] No.14).

Measure	Source/Date	Status	Verified by Member
<p>Liberalization of FDI Policy. Changes include the increase in sectoral caps and the removal of prior authorization requirements. Foreign equity caps have been increased as follows: 1) from 26% to 49% in FM Radio Broadcasting and News TV channels services; and 2) from 74% to 100% in Teleports, Direct-to-Home, Cable Networks, Mobile TV, Headend-in-the sky broadcasting service (HITS) services, satellites establishment and operation services, credit information services, non-scheduled air transport services, and ground-handling services. Full foreign-ownership is also permitted in construction development projects, and duty free shops. Foreign equity caps of 49% remain in force for scheduled air transport services, domestic scheduled passenger airline services, and regional air transport services (included as part of new policy issued vide Press Note No 12 (2015 series)), though without any prior authorization requirement.</p>	<p>Press Note No 12 (2015 series), issued by the Ministry of Commerce and Industry on 24 November 2015</p>	<p>24 November 2015</p>	<p>√</p>

Measure	Source/Date	Status	Verified by Member
Indonesia			
<p>Indonesia's new 2016 negative investment list. 100% foreign ownership is now possible in certain e-commerce activities (in the form of marketplace, daily deals, price grabber and/or online classified ads model) involving investments of more than RP 100 billion; telecommunication equipment certification; business and management consultancy/hospital consultancy services; healthcare support services (medical equipment rental and laboratory, medical check-up clinic services); cold storage; distribution affiliated with production; futures brokers; direct selling through marketing networks; certain activities in tourism and creative economy sector (bars, cafes and operation of sports facilities (e.g. gyms; film studios, film processing laboratories, film dubbing facilities, film printing and/or duplication facilities; film shooting facilities, film editing facilities, film subtitling facilities, film production, cinema, recording studios, film distribution; restaurants)).</p> <p>The 2016 Negative List permits an increased level of foreign ownership in a number of business lines, where previously foreign investment was either prohibited, limited or not expressly permitted. Categories where foreign investment has been capped at 49%: certain e-commerce activities (in the form of marketplace, daily deals, price grabber and/or online classified ads model) with investments of less than RP 100 billion; and examination and testing of high voltage electrical installation. Sectors where foreign investment has been capped at 67%: fixed and mobile telecommunication networks; telecommunication networks integrated with telecommunication services; internet service providers; professional training (e.g. computer courses); construction consultancy services involving advanced technology, high risk, and/or a value of more than RP 10 billion (up to 70% for ASEAN investors); certain activities in tourism and creative economy sector (golf courses, travel bureaus, motels, private museums, meetings, incentives, conferences, and exhibitions (MICE) operations) (up to 70% for ASEAN investors); department stores (retail space between 400m² and 2,000m²); distribution (non-affiliated with production) and warehousing; passenger land transportation (inter-city and inter-province transport, rural transport, urban transport, in province intercity transport, cross-border transport); non-scheduled land transportation (taxis, tourism transport, certain area/destination transport); supporting services for transport terminals; air transportation supporting services (computer reservation system, ground handling and aircraft leasing); services activities related to airports; freight forwarding services; air cargo expedition services; general sales agencies for foreign airlines; and maritime cargo handling services (up to 70% for ASEAN investors).</p> <p>The 2016 Negative List has, however, increased certain limitations/restrictions that are applicable for certain business lines, by reserving these business lines for investment by, or in partnership with, domestic SMEs, namely in certain construction services and retail trading via mail or internet order (for goods under certain categories).</p>	<p>Presidential Resolution 44/2016, viewed at: http://www2.bkpm.go.id/images/uploads/prosedur_investasi/file_upload/REGULATION-OF-THE-PRESIDENT-OF-THE-REPUBLIC-OF-INDONESIA-NUMBER-44-YEAR-2016.pdf</p>	Signed by president on 12 May 2016	√

Measure	Source/Date	Status	Verified by Member
New Zealand			
From 1 October 2016, the goods and services tax (GST) will apply to cross-border "remote" services and intangibles supplied by non-resident suppliers to New Zealand-resident consumers. The new rules will require non-resident suppliers to register and return GST on any remote (including online) services they supply to customers who reside in New Zealand if the supplies exceed (or are expected to exceed) \$NZ 60,000 in a 12-month period. Below is a more detailed summary of the measure.	Permanent Delegation of New Zealand to the WTO (October 2016)	Effective 1 October 2016	✓
Ukraine			
Abolition of mandatory state registration of foreign investment	The Law of Ukraine as of 31 May 2016 No. 1390-VIII "On amendments to some legislative acts of Ukraine concerning the abolition of mandatory state registration of foreign investment".	Effective 25 June 2016	✓
DISTRIBUTION SERVICES			
China			
The circular concerns B2C e-commerce. It specifies taxation conditions for cross-border (B2C) online sales of goods. Individual transactions are limited to Y 2,000, and all transactions per person per year are limited to a maximum of Y 20,000.	Circular of Taxation on the Tax Policy for Cross-border E-commerce Retail Imports (Cai Guan Shui [2016] No. 18) ("Circular"), jointly issued by State Administration of Taxation, the Ministry of Finance and the General Administration of Customs.	Effective 8 April 2016	✓
Colombia			
As per Law 1700, multilevel marketing and distribution cannot cover financial products, sales or placement of securities, food products for which caution is necessary for public health reasons, or goods and services which necessitate a prescription from a health professional. Decree 024 establishes that foreign companies seeking to develop multi-level marketing and distribution activities directly in Colombia must establish a branch in Colombia. Natural persons, including foreign ones, are not allowed to act as representatives of multi-level marketing companies or to directly carry out these activities in Colombia.	Regulatory decree 024/2016, which regulates Law 1700 of 2013, on multilevel marketing and distribution of goods and services.	Effective 12 January 2016	✓
India			
Subject to the general conditions on single brand retailing, an entity operating through brick and mortar stores is permitted to undertake retail trading through e-commerce. Also, sourcing norms for firms with more than 51% foreign investment (i.e. 30% of local-sourcing requirements, referring to manufacturing materials bought from Indian vendors) will not be applicable up to 3 years from commencement of the business (i.e. opening of the first store) for entities undertaking single brand retail of products having "state-of-the-art" or "cutting-edge" technology, or if local sourcing is not possible.	Consolidated FDI Policy http://dipp.nic.in/English/acts_rules/Press_Notes/pn5_2016.pdf http://dipp.nic.in/English/Policies/FDI_Circular_2016.pdf	Effective 7 June 2016	✓

Measure	Source/Date	Status	Verified by Member
Allows 100% foreign ownership of business-to-business e-commerce under the automatic route (i.e. without prior authorization).	Press Note No. 3 (2016 series), issued by the Ministry of Commerce and Industry	Effective 29 March 2016	✓
Singapore			
Requirement that stores keep tobacco products out of sight.	Amendments to the Tobacco (Control of Advertisements and Sale) Bill, passed on 14 March 2016 (https://www.parliament.gov.sg/sites/default/files/Tobacco%20(Control%20of%20Advertisements%20and%20Sale)%20(Amendment)%20Bill%2010-2016.pdf)	Effective from 2017	✓
FINANCIAL SERVICES			
Australia			
Since July 2012, Australia has imposed additional requirements on cross-border clearing and settlement facilities (i.e. central counterparties and securities settlement systems) based on the materiality of domestic participation in the facility, the systemic importance of the facility in Australia, and the strength of its connection to the domestic financial system or real economy. ¹⁵² Under this framework, if a facility is systemically important in Australia and has a strong domestic connection then the facility is required to be domestically incorporated and there will be restrictions on the degree of offshore provision of services. The application of this framework was clarified in March 2014. ¹⁵³ The new November 2015 measure clarifies the scope of the licensing regime for overseas clearing and settlement facilities. An overseas clearing and settlement facility is required to be licensed in Australia (or formally exempted from licensing) if, and only if, it has a material domestic connection.	Council of Financial Regulators (2015), Overseas Clearing and Settlement Facilities: The Australian Licensing Regime, November. http://www.cfr.gov.au/publications/cfr-publications/2015/ocsf-aus-licensing-regime/pdf/report.pdf	Effective November 2015	✓

¹⁵² Council of Financial Regulators (2012), Ensuring Appropriate Influence for Australian Regulators over Cross-border Clearing and Settlement Facilities, July.

<http://www.treasury.gov.au/ConsultationsandReviews/Consultations/2012/cross-border-clearing>

¹⁵³ Council of Financial Regulators (2014), Application of the Regulatory Influence Framework for Cross-border Central Counterparties, March. <http://www.cfr.gov.au/publications/cfr-publications/2014/pdf/app-reg-influence-framework-cross-border-central-counterparties.pdf>

Measure	Source/Date	Status	Verified by Member
China			
<p>In principle, an overseas institution that only provides bank card clearing services in foreign currencies for cross-border transactions (hereinafter referred to as the "Overseas Institution") is not obligated to establish any bank card clearing institution within the territory of China. However, if the Overseas Institution exerts significant impact on the sound operation of the domestic bank card clearing system or public payment confidence, it shall establish a legal person entity within the territory of China and obtain the bank card clearing business permit pursuant to the relevant regulations.</p> <p>An overseas bank card clearing institution wishing to engage in RMB-denominated bank card clearing business shall apply for a license to establish a bank card clearing institution within the territory of China pursuant to the law.</p> <p>Domestic and foreign investors applying to establish bank card clearing institutions are equally treated and subject to uniform requirements in terms of establishment conditions, application procedures and business management in accordance with the Administrative Measures for Bank Card Clearing Institutions.</p>	<p>Administrative Measures for Bank Card Clearing Institutions (Order No. 2 of 2016 of the People's Bank of China and the China Banking Regulatory Commission). [Note: implementation regulation of the Decision of the State Council on the Market Access Administration of Bank Card Clearing Institutions (Guo Fa No. 22 of 2015)]</p> <p>Press Conference of the People's Bank of China on Administrative Measures for Bank Card Clearing Institutions</p>	Effective 8 June 2016	√
<p>The new measure broadens the scope of foreign investors qualified to invest in the Chinese interbank bond market (the CIBM), and removes quotas. Most types of foreign institutional investors (including "commercial banks, insurance companies, securities firms, fund management companies and other asset management institutions", their investment products, "pension funds, charity funds, endowment funds" and "other mid-term or long-term institution investors recognized by PBOC", are now allowed to invest in the CIBM (the "Foreign Institutional Financial Investors"). Prior to the Announcement, access to the CIBM was limited to foreign Central Bank-type institutions (including foreign central banks or monetary authorities, international financial organizations and sovereign wealth funds), clearing banks for RMB business, foreign participating banks for RMB settlement of cross-border trade, foreign insurance companies in some regions, qualified foreign institutional investors (QFIIs) and RMB qualified foreign institutional investors (RQFIIs). Foreign Institutional Financial Investors must be "mid-term or long-term investors recognized by PBOC", and are not subject to investment quotas.</p>	<p>Announcement on Issues relating to Investment by Foreign Institutional Investors in Interbank Bond Market (Announcement No. 3, the "2016 Announcement"), published by the People's Bank of China (PBOC).</p>	Effective 17 February 2016	√
India			
<p>The Decision raised the foreign shareholding limit from 5% to 15% in Indian Stock Exchanges for a stock exchange, a depository, a banking company, an insurance company and a commodity derivative exchange.</p>	<p>Decision by the Union Cabinet of India. Press Information Bureau Government of India Cabinet, 27 July 2016.</p>		√

Measure	Source/Date	Status	Verified by Member
The Amendments permit 100% foreign investment through automatic route in 18 non-banking finance companies (if these services are regulated by financial sector regulators like the Reserve Bank of India, the Securities and Exchange Board of India, the Pension Fund Regulatory and Development Authority and the Insurance Regulatory and Development Authority), including suppliers of merchant banking, under writing, portfolio management services, financial consultancy, and stock broking	Amendments to the Foreign Exchange Management (Transfer or Issue of Security by the Person Resident Outside India) regulations on NBFCs, adopted by the Cabinet on 10 August 2016. (Press Information Bureau Government of India Cabinet)		✓
Allows 100% foreign ownership of "white label ATM operations" by non-bank entities under the automatic route (i.e. without prior authorization).	Press Note No. 11 (2015 series), issued by Ministry of Commerce and Industry	1 October 2015	✓
Revision of the extant guidelines ¹⁵⁴ on ownership in private sector banks which envisaged diversified shareholding in private sector banks by a single entity/corporate entity/group of related entities.	Press Release: 2015-2016/2651, issued by the Reserve Bank India (RBI), amending the Guidelines on Ownership/Shareholding in Private Sector Banks viewed at: https://www.rbi.org.in/Scripts/BS_PressReleaseDisplay.aspx?prid=36968	12 May 2016	✓
Indonesia			
Indonesian insurers are required to place all reinsurance of motor, health, personal accident, credit, life and suretyship business (so-called "simple risks") with domestic Indonesian reinsurers. For other insurance business (so-called "non-simple risks"), a minimum of 25% of reinsurance of that business must be placed with domestic reinsurers and up to 75% may be placed with off-shore reinsurers. However, subject to approval by the OJK, exceptions to the 100% local cession requirement for "simple risks" can be granted. The exemptions for simple risks that may be considered by the OJK are for the following products: products specifically designed for multinational companies (e.g. group and employment benefit insurance); medical reimbursement products with global coverage; and new products developed by a foreign reinsurer. In the latter case, a new product designed by a foreign reinsurer can be reinsured with the foreign reinsurer for a maximum of four years, after which the new policies will be subject to the local cession rules.	Regulation No. 14/POJK.05/2015 on Self-Retention and Domestic Reinsurance Support ("Regulation 14"), issued by the Financial Services Authority ("OJK") on 10 November 2015; and OJK Circular Letter No. 31/SEOJK.05/2015 on Self-Retention Limitation, Portion of Reinsurance Support and Reports on Reinsurance and Retrocession Program ("Circular Letter 31"), issued on 16 November 2015.	Effective 1 January 2016	✓

¹⁵⁴ Reserve Bank of India, Roadmap for presence of Foreign Banks in India and Ownership and Governance in Private Sector banks, RBI/2004-05/377, DBOD.No.BP.BC.71/21.01.01/2004-05, at <https://rbi.org.in/Scripts/NotificationUser.aspx?Id=2142&Mode=0>.

Measure	Source/Date	Status	Verified by Member
Philippines			
Gradual lifting of the ban on the grant of licenses for the establishment of new banks. The circular, which lifts the suspension relative to the grant of new banking licences or the establishment of new banks established by Subsection X102.2 of the Manual of Regulations for Banks, provides for a two-phase liberalization approach: phase 1, in effect until the end of 2017, allows existing thrift banks to apply for a licence to become a universal or commercial bank; phase 2, which will commence on 1 January 2018, involves the removal of all restrictions on the grant of new bank licences. The granting of licences for new banks in unbanked areas, as well as for microfinance-oriented thrift and rural banks, which were exempted from the moratorium, shall continue to be allowed as governed by existing regulations.	Circular 902 (series 2016), issued by the Central Bank of the Philippines (Bangko Sentral ng Pilipinas or BSP), issued on 15 February 2016	Two stages: 1) from February 2016 until end 2017, and 2) starting 1 January 2018	✓
Switzerland			
The Act and its Implementing Ordinance govern the organization and operation of financial market infrastructures and the trading of derivatives. They establish an authorization regime alongside authorization conditions and requirements specific to central counterparties, central securities depositories, trade repositories and payment systems. In the case of cross-border transactions, as a general rule, transactions between a Swiss counterparty and a counterparty domiciled abroad are subject to the provisions of the law regarding clearing, reporting and risk mitigation obligations. However, the Swiss rules provide for a substituted compliance regime: a foreign counterparty may satisfy its obligations under the Swiss law by complying with foreign regulations, if (i) the relevant foreign law is recognized by the Swiss authorities as being equivalent; and (ii) with respect to clearing and reporting obligations, if the relevant foreign central counterparty (CCP) or trade repository has been recognized by FINMA (or has been exempted from the recognition requirement by FINMA).	Implementing ordinance to the Federal Act on Financial Market Infrastructures and Market Conduct in Securities and Derivatives Trading (RS 958.1). WTO document S/C/N/859.	Effective 25 November 2015	✓
MARITIME TRANSPORT SERVICES			
China			
Sino-foreign equity joint ventures and sino-foreign cooperative joint ventures are now allowed to establish in the free trade zones to engage in international transport business between Chinese ports, without limitation on share-holding. They are allowed to supply international transport agency services (with foreign investment limited to 51%). Foreign wholly owned enterprises established in the free trade zones are now allowed to supply cargo handling, container station and depot services auxiliary to international maritime transport, and international ship management services.	Notice Concerning the Implementation of Maritime Policies in the Free Trade Zones, issued by the Ministry of Transport.	Effective June 2015	✓

Measure	Source/Date	Status	Verified by Member
Indonesia			
Domestic investment companies ("PMDN") must apply for licences to the local Governor where the PMDN company is located, while joint ventures and foreign investment companies must apply for licenses to Indonesia Investment Coordinating Board ("BKPM"). The minimum required capital of an entity engaged in freight forwarding is increased to RPI 25 billion (from RPI 200 million), of which at least 25% (i.e. RPI 6.25 billion) must be fully paid-up. Different minimum capital requirements apply to freight forwarders with foreign investment: US\$10 million, of which at least 25% must be in the form of equity and paid-up. Further, the new regulation continues to limit the operational scope of a foreign invested freight forwarding company to a specific number of airports and seaports. Pursuant to the Presidential Regulation No. 39 of 2014 concerning List of Lines of Business that are Closed and Conditionally Open for Investments (the so-called Negative List), foreign share ownership in a freight forwarding company is limited to 49%.	Regulation No. PM 146 Year 2015 on Organizing and Managing Freight Forwarding Services Businesses ("PM 146/2015"), issued by the Ministry of Transportation, amending several provisions in Regulation No. PM 74 Year 2015 ("PM 74/2015") which had been amended by Regulation No. PM 78 Year 2015 ("PM 78/2015").	Effective 20 October 2015	✓
Philippines			
Act allows foreign vessels to transport and co-load foreign cargoes for domestic transshipment. For this purpose, foreign ship operators are required to submit their cargo manifest to the Port Authorities to ensure that no domestic cargoes are carried by the foreign ship.	Act No. 10668, enacted by the Congress of the Philippines.	Effective 9 June 2015	✓
South Africa			
Amendments to the Merchant Shipping Act, 1951, so as to give effect to the Maritime Labour Convention, 2006 and the Work in Fishing Convention, 2007; and to provide for matters connected therewith	Act No. 12 of 2015, enacted by the Parliament of the Republic of South Africa on 19 October 2015.		✓
POSTAL SERVICES			
China			
Universal postal services in China cover the handling of letters, press products weighing less than 5 kg, parcels and packages weighing less than 10 kg, as well as postal remittance. Letter mail is operated exclusively by China Post; foreign investors and overseas postal operators are not allowed to provide postal services within the territory the People's Republic of China.	Measures for the Supervision and Administration of Universal Postal Services (Order No. 19 of 2015 of the Ministry of Transport of the People's Republic of China), released on 14 October 2015 by the Ministry of Transport.	Effective 1 December 2015	✓
SERVICES SUPPLIED THROUGH THE MOVEMENT OF NATURAL PERSONS			
Canada			
New entry requirement, the Electronic Travel Authorization (eTA), for foreign nationals from countries whose citizens normally do not need a visa to travel to, or transit through, Canada by air. Exceptions exist. To ensure a smooth transition to the new requirement, a leniency period has been put in place until the autumn of 2016, to allow travellers without an eTA to board their flights as long as they have other appropriate travel documents.	Viewed at: http://www.cic.gc.ca/english/visit/eta.asp?utm_campaign=eta_20150417-travel&utm_source=online_vanity-url&utm_medium=web-marketing&utm_content=canada.ca-eta&_ga=1.73702738.1710299441.1462191863	Effective 15 March 2016	✓

Measure	Source/Date	Status	Verified by Member
India			
Further expansion of e-Tourist Visa (eTV) programme, which enables International Travelers whose sole objective of visiting India is recreation, sight-seeing, casual visit to meet friends or relatives, short duration medical treatment or casual business visit to visit India for a maximum of 30 days of stay. As of end-February 2016, nationals from a total of 150 countries were eligible under the programme.	Viewed at: https://indianvisaonline.gov.in/visa/tvoa.html	As of end-February 2016	✓
Indonesia			
Abolishes the requirement that companies hire ten Indonesian workers for every foreign national they employ that had been introduced in June 2015 with Regulation 16/2015.	Regulation No. 35/2015, issued by the Ministry of Manpower	Effective 23 October 2015	✓
Peru			
Restructuring of the country's system of work visas and relevant procedures. The main changes comprise revised immigration categories that include a "short stay work" visa allowing foreign nationals to work in the country for up to 30 days, an "appointed worker visa" enabling temporary foreign workers not employed in Peru to come and perform specialized work on behalf of their employing foreign company for a period of 30 days, and a "temporary worker resident visa" issued to intra-corporate transferees for a non-renewable period of up to two years. The changes will take effect 90 days after the publication of accompanying regulations.	New Aliens Act, enacted on 26 September 2015 viewed at: (http://www.bizlati.nhub.com/the-changes-brought-by-the-new-peruvian-immigration-law/ ; https://www.linke.din.com/pulse/peru-new-aliens-act-impact-peruvian-immigration-carolina)	Effective 26 September 2015	✓
Singapore			
Increase of the monthly levy payable by employers for hiring foreign workers, including S Pass holders (mid-level skilled workers) in all industries and (semi-skilled) work permit holders in the services sector. From 1 July 2016, the monthly levy for S Pass holders in all industries will increase to SGD 330 (from SGD315) or to SGD650 (from SGD550) depending on the proportion of foreign workers hired by the employer. The monthly levy for less skilled work permit holders in the services sector will increase, depending on the proportion of foreign workers hired by the employer, to SGD 450, to SGD 450 (from SGD420), SGD600 (from SGD550) or SGD 800 (from SGD700).	Viewed at: http://www.mom.gov.sg/passes-and-permits/s-pass/quota-and-levy/levy-and-quota-requirements	Effective 1 July 2016	✓
Thailand			
The Royal Ordinance aims to regulate the conduct of business of bringing migrant workers to work in Thailand, to help improve Thailand's management of recruitment agencies, prevent migrant workers from being exploited and prevent trafficking in persons, debt bondage and forced labour, as well as promote the rights and benefits of migrant workers.	Royal Ordinance: Concerning Rules on Bringing Migrant Workers to Work with Employers in the Kingdom. Published in the Government Gazette, Vol. 133, Part 70a, dated 15 th August B.E. 2559 (2016)	Effective: 16 August 2016	✓

Measure	Source/Date	Status	Verified by Member
Turkey			
The International Workforce Law No. 6735, which regulates, inter alia, the issuance of work permits for foreigners, entered into force after being published in the Official Gazette on 13 August 2016 and replaced the former "Law on Work Permits of Foreigner, No. 4817". The Law contains new rules on posted or seconded foreigners, which for the first time provide specific recognition of temporary international seconded workers under Turkish legislation, and introduces the new concept of cross-border service provider (i.e. a foreigner who lives in Turkey temporarily to render any service and is paid by a source within or outside Turkey).	Viewed at: http://www.hurriyetdailynews.com/new-law-on-the-international-labor-force-in-turkey.aspx?pageID=449&nID=102878&NewsCatID=396	Effective 13 August 2016	✓
TELECOMMUNICATIONS/ICT/AUDIOVISUAL SERVICES			
Australia			
Reducing regulatory burden on industry: continuing to simplify and remove outdated or unnecessary conditions on carriers and carriage service providers.	Department of Communications and the Arts (18 April 2016)	Ongoing	✓
The Government committed \$A 100 million to the first round of a new initiative "the Black Spots Programme" which is delivering 499 new and upgraded mobile base stations across Australia. The locations to benefit under Round 1 were announced in June 2015. The full rollout of all 499 mobile base stations funded under Round 1 has begun and will occur over three years. Several Rounds are being considered in the future.	Department of Communications and the Arts (18 April 2016)	Ongoing	✓
China			
The decision reforms and simplifies the system of administrative approvals related to audiovisual and media services: - report for initial project and approval requirements. ¹⁵⁵ imposed to Sino-foreign co-produce films, for the overseas processing or post production of negatives and workprints, have been removed. - approval procedures for film exhibition events in China, co-hosted with foreign countries, have been simplified. Depending on the number of foreign countries involved, approvals may be obtained with the provincial-level (one country) or the central-level (more than one country) SAPPRFT. ¹⁵⁶ - central-level SAPPRFT approval requirement for Chinese domestic TV series that involve foreigners in their creation, has been changed, delegating this responsibility now to provincial-level authority. This change gives them the same treatment as Chinese domestic TV series without foreign involvement. Exceptions to this provincial-level delegation apply.	Decision on the Amendment of certain rules issued by State Administration of Press, Publication radio, Film and Television (SAPPRFT) on 18 May 2016		✓

¹⁵⁵ Previously, demonstration of special technical need was required for overseas processing and post-production.

¹⁵⁶ Previously, all localized film festivals with foreign elements, had to be organized by the Government and centrally approved.

Measure	Source/Date	Status	Verified by Member
"Sword Net 2016", campaign to crack down on internet infringement and piracy. The campaign will focus on combating infringement and piracy of unauthorized illegal distribution of online literature, news, movies and TV plays, safeguarding legal rights and interests of right holders.	Notice by the National Copyright Administration, State Internet Information Office, the Ministry of Industry and Information Technology, and the Ministry of Public Security (Guo Ban Fa No. 2 of 2016)	Effective 17 June 2016	✓
The measure sets out the pre-approval requirements for publishing mobile games in China. The Notice is applicable to any mobile game published in China, regardless of the game genre or origin. From 1 July 2016, no mobile game can be published without pre-approval from the SAPPRFT. A simplified approval process, which is expected to be completed within 18 working days, will be applicable to qualified domestic games only.	Notice on the Administration of Publishing Services of Mobile Games, promulgated by the State Administration of Press, Publication, Radio, Film and Television ("SAPPRFT") on 2 June 2016.	Effective 1 July 2016	✓
Foreign copyrighted mobile games are subject to the currently applicable approval requirements, which are not subject to specific timelines.			
The National Copyright Administration issued to departments of the Central Government, provinces, autonomous regions and municipalities directly under the central government the Notice on Printing and Releasing the Guide for Managing Legitimate Software.	Guo Ban BanFa No. 13 of 2016/ 11 July 2016		✓
European Union			
<p>The regulation applies to data processing in the context of activities of an establishment of a company in the Union and to processing of personal data of data subjects who are in the Union by a company not established in the Union where the processing relates to (i) offering goods or services to such data subjects in the Union, or (ii) profiling or tracking their behaviour as far as this behaviour takes place within the EU (Article 3).</p> <p>The regulation dedicates a chapter to transfers of personal data to third countries or international organizations. The system of international transfers pursues and further clarifies the approach of Directive 95/46/EC which is based on adequacy decisions, appropriate safeguards and derogations. The Regulation provides for a system of international data transfers outside the European Union based on three avenues:</p> <ul style="list-style-type: none"> • an adequacy decision by the Commission which does not require any other specific authorisation (i.e. if it is found that the 3rd country or a territory or one or more specified sectors within that third country, or the international organization ensures an adequate level of protection); • in the absence of adequacy, the controller must provide for appropriate safeguards (e.g. through binding corporate rules or standard contractual clauses); • in the absence of adequacy or appropriate safeguards, derogations apply (e.g. if the transfer is necessary for important reasons of public interest). 	Regulation (EU) 2016/679 on the protection of natural persons with regard to the processing of personal data and on the free movement of such data (General Data Protection Regulation).	Effective as of 25 May 2018	✓

Measure	Source/Date	Status	Verified by Member
<p>The European Commission has adopted an "adequacy decision"¹⁵⁷ facilitating the transfer of personal data from the EU to the United States.</p> <p>The U.S. Department of Commerce has designed a set of privacy rules (the "Privacy Shield") to which U.S. companies can voluntarily commit. If they do so, companies in the EU can transfer the personal data of their customers to those Privacy Shield companies in the US without a need for any authorisation.</p>	<p>Commission Implementing Decision (EU) 2016/1250 of 12 July 2016 pursuant to Directive 95/46/EC of the European Parliament and of the Council on the adequacy of the protection provided by the EU-U.S. Privacy Shield¹⁵⁸</p>	<p>Entry into force 12 July 2016.</p>	<p>✓</p>
Germany			
<p>The German telecom regulator (BNetzA) has changed its numbering rules to ease market access for Machine to Machine (M2M) services providers allowing extraterritorial use of International Mobile Subscriber Identity (IMSI)¹⁵⁹ numbers.</p> <p>The new rules will now allow:</p> <ul style="list-style-type: none"> - the use of German IMSIs for M2M services in other countries. 	<p>Decree no. 32/2016¹⁶⁰ Decree no. 33/2016¹⁶¹ Decree no. 34/2016¹⁶² (Published on 15 June 2016)</p>	<p>Effective 16 June 2016</p>	<p>✓</p>
United Kingdom			
<p>Framework to be applied by Ofcom to future spectrum authorisation decisions to assess spectrum sharing opportunities. It follows a consultation which Ofcom published July 2015. The framework reflects the need to consider carefully the circumstances of each potential opportunity, covering its costs and benefits. New sharing opportunities will result in benefits for citizens and consumers from better and potentially new wireless services.</p> <p>The framework consists of three elements to help identify potential sharing opportunities in particular bands:</p> <ul style="list-style-type: none"> (i) characteristics of use for both incumbent and prospective users that inform an initial view of the potential for sharing and what tools may be relevant; (ii) barriers that may limit the extent of current or future sharing, despite the liberalisation of licences and existing market tools such as trading or leasing; and (iii) regulatory tools and market and technology enablers that match the characteristics of use and barriers to facilitate new and/or more intense sharing. 	<p>Ofcom statement "A framework for spectrum sharing" viewed at: https://www.ofcom.org.uk/_data/assets/pdf_file/0028/68239/statement.pdf.</p>	<p>Effective 14 April 2016</p>	<p>✓</p>

¹⁵⁷ "Adequacy decisions" can be adopted by the European Commission on the basis of Article 25(6) of Directive 95/46/EC upon an application from a third country which guarantee an adequate level of protection of personal data by reason of its domestic law or the international commitments it has entered into. This helps to ensure that data protection standards in the EU are not circumvented by transferring personal data outside the European Union.

¹⁵⁸ http://eur-lex.europa.eu/legal-content/EN/TXT/?uri=uriserv:OJ.L_.2016.207.01.0001.01.ENG&toc=OJ:L:2016:207:TOC

¹⁵⁹ This number is used to identify a particular SIM in a cellular network.

¹⁶⁰ Viewed at:

http://www.bundesnetzagentur.de/SharedDocs/Downloads/DE/Sachgebiete/Telekommunikation/Unternehmen_Institutionen/Nummerierung/TechnischeNummern/IMSI/IMSI_NP.pdf?__blob=publicationFile&v=2

¹⁶¹ Viewed at:

http://www.bundesnetzagentur.de/SharedDocs/Downloads/DE/Sachgebiete/Telekommunikation/Unternehmen_Institutionen/Nummerierung/TechnischeNummern/IMSI/IMSI_exterritNutzung.pdf?__blob=publicationFile&v=1

¹⁶² Viewed at:

http://www.bundesnetzagentur.de/SharedDocs/Downloads/DE/Sachgebiete/Telekommunikation/Unternehmen_Institutionen/Nummerierung/TechnischeNummern/IMSI/IMSI_Tw_Widerruf.pdf?__blob=publicationFile&v=2

Measure	Source/Date	Status	Verified by Member
India			
Prohibits the offering or charging of discriminatory tariffs for data services on the basis of content. Prohibits operators from preferential treatment, such as including unlimited free access to certain applications or websites as part of an overall service packages. Sanctions, including penalties, are imposed in response to acts of contravention against the new regulations.	Prohibition of Discriminatory Tariffs for Data Services Regulations, 2016. (Press Release 13 (2016 series), published by the Telecom Regulatory Authority of India (TRAI))	Effective 8 February 2016	✓
Philippines			
The new act creates the Department of Information and Communications Technology (DICT), which shall be the primary policy, planning, coordinating, implementing and administrative entity of the government is tasked to that will plan, develop, and promote the national information and communications technology (ICT) development agenda	Republic Act No. 10844 "Department of Information And Communications Technology Act of 2015"	The rules and regulations of RA 10844 were issued on 17 October 2016 to implement the law. The Rules take effect 15 days after publication in the Official Gazette or in two newspapers of general circulation.	✓
Russian Federation			
Under the law, communications service providers and internet-based data distributors will now have to store information on actual instances of the transmission of a message via a communication channel for up to three years or via the internet, for up to one year. They will also be required to store the actual content of voice data, written texts, images, sounds, videos or other messages (electronic messages) after the end of the receipt, transmission, delivery and/or processing thereof, for up to six months. Finally, they will be required to transfer to the authorities, the information required to decode electronic communications in cases where users have the possibility to code messages. ¹⁶³	Federal Law 374-FZ Amendments to the Communications Law Federal Law No. 126-FZ the and the Information Law- Federal Law No. 149-FZ (signed by President 7 July 2016)	Effective 20 July 2016. Provisions relating to store information on actual instances of the transmission of a message via a communication channel and content will be effective 1 July 2018.	✓
Turkey			
Turkey's Presidency of Telecommunication and Communication (Telekomunikasyon Iletisim Baskanligi – TIB) has been merged into the Information Technology and Communications Authority (Bilgi Teknolojileri ve Iletisim Kurumu – BTK). The TIB's responsibilities included determination of communications made by any telecommunication network, evaluation of signal information, recordings, and also the implementation of the country's website blocking laws. ¹⁶⁴	Decree No. 671 - regarding the arrangement on some institutions and entities within the scope of the State of Emergency (Published in Official Gazette on 17 August, 2016) ¹⁶⁵	Effective 17 August 2016	✓

¹⁶³ Viewed at: <http://www.garant.ru/news/782190/>

¹⁶⁴ Viewed at: <https://www.telegeography.com/products/commsupdate/articles/2016/08/16/turkish-internet-content-authority-tib-scrapped-merged-into-telecoms-regulator/index.html>

¹⁶⁵ Viewed at: <http://www.resmigazete.gov.tr/eskiler/2016/08/20160817-18.pdf>

Recorded, but non-confirmed information¹⁶⁶

Measure	Source/Date	Status
MEASURES AFFECTING VARIOUS SERVICES SECTORS		
Bahrain, Kingdom of		
New law allowing 100% foreign ownership in various sectors. The new law will allow 100% foreign ownership in <u>residency, administrative services, health and social work, information and communications, mining and quarrying, real estate activities</u> , amongst other sectors.	Amendment to the Commercial Companies Law.	Effective 19 July 2016
Namibia		
Reservation of business activities, in particular local small businesses, such as hairdressing, street vending, retail, take-away businesses and beauty salons for nationals	Investment Promotion Act Only references available in news clippings, 17/8 and 15/8 viewed at: http://allafrica.com/stories/201608150558.html , http://www.namibian.com.na/index.php?page=archive-read&id=154556 .	Signed into law on 12 August 2016
DISTRIBUTION SERVICES		
Myanmar		
<p>Allow trade in construction materials, provided that foreign investors engage in such activities in joint ventures with local firms. Conditions are as follows: joint-venture company must be a company with permission to engage in trading; permission will be granted according to the equity ratio of the joint-venture companies at the time of company registration; foreign companies in the joint-venture may engage in trade only to the amount of foreign currency they have brought in officially; joint-venture company may engage in wholesale or retail sale of construction materials; on applying for Exporter-Importer Registration License, Form 6/26 issued by the Department of Investments and Company Administration, as well as Bank Statement must be submitted; construction materials imported shall accord with standard specifications prescribed by relevant departments.</p> <p>For allocating licences, joint ventures will be treated in same way as domestic companies and The list of goods permitted to foreign joint-venture companies to trade will be amended as needed according to the domestic demand, market situation and condition of domestic businesses.</p> <p>Concerning the foreign-Myanmar ownership ratio stipulated and the import restriction stipulated above, a revised notification may be issued to clarify ambiguities in the wording.</p>	<p>Notification No. 56/2016 Permit to Trade (56-2016) Construction (in local language), viewed at: http://www.commerce.gov.mm/sites/default/files/documents/2016/07/Permit%20to%20Trade%20%2856-2016%29%20Construction.pdf</p> <p>unofficial translation of Notification viewed at: http://www.luther-services.com/fileadmin/user_upload/PDF/Newsletter/Myanmar/NL_Myanmar_07_2016_Trading_in_construction.pdf</p>	Effective 7 July 2016

¹⁶⁶ This section includes information which has been obtained from public sources but has not yet been confirmed by the delegation concerned.

Measure	Source/Date	Status
Import and wholesale throughout the country is permitted for products manufactured by the investor, its parent company or a group company, provided that the following requirements are met: minimum investment of US\$2 million, excluding leasing costs for the land; Establishment of a warehouse at its own lot in the Thilawa Special Economic Zone (SEZ); and provision of value adding services or activities.	Instruction 2/2015 by Management Committee of the Thilawa Special Economic Zone ("Thilawa SEZ"), viewed at: http://www.myanmarthilawa.gov.mm/sites/default/files/Instruction%20on%20Trading_Final.pdf	Effective 27 May 2015
Also, import and wholesale of products by a distributor or agent, provided that the following requirements are met: „ minimum investment of US\$3 million, excluding leasing costs for the land; official agency or distributor relationship with the manufacturer; established place of business in at least five countries, a minimum of ten year experience in international trading and minimum three year average annual consolidated sales of at least US\$500 million of either the investor, its parent company or a group company; paid up capital of at least US\$25 million of either the investor, its parent company or a group company; establishment of a warehouse at its own lot in the Thilawa SEZ; and provision of value adding services or activities.		
Saudi Arabia, Kingdom of		
Increase the ceiling for foreign investment in wholesale and retail trade sector from 75% to 100%.	Viewed at: https://www.sagia.gov.sa/en/mediaandEvents/News/Pages/News15062016.aspx#	Effective 14 June 2016
Foreign firms licensed to own 100% of retail and wholesale businesses in Saudi Arabia under the new laws will have to invest at least SRI 200 million (US\$53 million) in the first five years after obtaining a licence. They must also have minimum capital of SRL 30 million (US\$7.9 million) and operations in at least three international markets.		
Viet Nam		
Regulates the establishment of representative offices and branches by foreign traders. A foreign trader is prohibited from forming more than one foreign representative office and branch with a similar name in a province or a city. Stricter requirements apply to foreign branches: when applying to open branches in Viet Nam, foreign traders must have had an operating activity in Viet Nam for at least five years from the date of establishment or registration.	Decree 07/2016/ND-CP, issued on 25 January 2016, guiding implementation of the Commercial Law 2005 viewed at: (http://moj.gov.vn/en/Pages/Activities-of-public-administrative-and-justice-reform.aspx?ItemID=3162)	Effective 10 March 2016
FINANCIAL SERVICES		
Philippines		
New law lifting foreign ownership restrictions in financial industries.	Republic Act No. 10881 titled "An Act Amending Investment Restrictions in Specific Laws Governing Adjustment Companies (insurance companies), Lending Companies, Financing Companies and Investment Houses Cited in the Foreign Investment Negative List and For Other Purposes"	Effective 16 August 2016
The new law allows 100% foreign ownership in adjustment companies, lending companies, and financing companies and investment houses. Previously, foreign investors were allowed up to 60% ownership in financing companies and investment houses, 69% in lending companies and 40% in adjustment companies.		
Thailand		
Foreign commercial banks, representative offices of foreign banks, and life and non-life insurance companies are no longer required to apply for a foreign business license to operate (as foreseen in Schedule 3 of the Foreign Business Act), but will still be subject to sector-specific licensing and foreign shareholding limit requirements.	Regulation by the Ministry of Commerce	Effective 19 February 2016
SERVICES SUPPLIED THROUGH THE MOVEMENT OF NATURAL PERSONS		
Azerbaijan		
Introduction of a work permit quota system for foreign workers. As of now, prior to the start of the year, the Cabinet of Ministers will announce the quota for the year based on estimates of needs provided by employers of foreign nationals.	Viewed at: http://www.celsiummobility.com/news/2016/3/23/azerbaijan	Effective March 2016

Measure	Source/Date	Status
Bahrain, Kingdom of New regulation that provides companies that are not in compliance with Bahrainisation (i.e. employment quota of Bahraini) with the possibility to pay an additional fee of BD 300 for each renewal or recruitment of expatriate employees.	Viewed at: http://www.newsofbahrain.com/viewNews.php?ppId=19760&TYPE=Posts&pid=&MNU=&SUB=8	Effective 2 May 2016
Ghana African Union nationals whose countries do not have a visa-free arrangement with Ghana are now eligible for a 30-day visa-on-arrival for business and tourism	Viewed at: http://www.africanews.com/2016/07/02/ghana-begins-issuance-of-visa-on-arrival-to-african-nationals/	Effective 1 July 2016
Hungary Imposition of an annual quota on work permits for non-EEA nationals. 59,000 work permits could be issued until the end of 2015.	Viewed at: http://fakhourglobal.com/2015/10/30/hungary-quota-introduced-for-non-eea-national-workers-plus-changes-to-headcount-statement-requirement/	Effective August 2015
Israel A one-year pilot programme, introduced on 31 July 2016 allows, under certain conditions, spouses of holders of a B-1 Foreign Expert Visa to work in Israel.	Viewed at: http://pwc.blogs.com/legal/2016/08/spouses-of-b-1-work-permit-holders-now-able-work-on-a-derivative-visa-israel.html	Effective 31 July 2016
Mozambique New work permit regulations will introduce stricter requirements in the hiring of foreign labour. These include the following changes: <ul style="list-style-type: none">employers will be required to dismiss a foreign national employee if a Mozambican employee is dismissed;employment agencies will no longer be able to sponsor work permits for foreign employees to be allocated to third-party employers;the Directorate of Labour will be allowed a longer time frame to process applications;new fees for short-term work authorisation will be applicable;academic certification and an equivalence certificate issued by the Ministry of Education will be required for quota and non-quota work permit applications;foreign national employees will only be allowed to transfer to a new employer or location if the new employer or location has a foreign national quota.	Viewed at: http://www.peregrine.im/newsletter/RBr1Z9f2144	Effective 29 November 2016
Philippines Foreign intra-corporate transferees holding executive, managerial or specialist positions who have previously been employed by the sending company abroad for at least one year, as well as contractual service suppliers who are managers, executives of specialists employed by a foreign services supplier without a commercial presence in the Philippines, are now exempted from the documentary and process requirements of the Alien Employment Permit (AEP)	Viewed at: www.dole.gov.ph/files/DO%20146-15.pdf	Effective 28 September 2015
Saudi Arabia, Kingdom of The Ministry of Labour in Saudi Arabia has announced several immigration changes, which include the introduction of a Labour Market Test for companies applying for new block visas starting on 1 August and an increase of immigration fees across several visa categories as of 2 October 2016.	Viewed at: http://www.ey.com/Publication/vwLUAssets/Saudi_Arabia_Introduces_new_Labor_Market_Test_and_increased_visa_application_fees_impacting_immigration_timing_and_costs/\$FILE/Saudi%20Arabia%20-%20Introduction%20of%20new%20Labor%20Market%20Test%20and%20increase%20of%20visa%20application%20fees%20impacting%20immigration%20timing%20and%20costs.pdf	Effective 1 August 2016 and 2 October 2016

Measure	Source/Date	Status
Senegal Elimination of visa requirements and fees for virtually all foreign tourists and business travellers on visits of up to 90 days; an entry stamp may be obtained free of charge on arrival. Previously, business visitors needed to obtain and pay for a visa or electronic authorisation prior to travelling to the country.	http://www.cp-africa.com/2015/04/30/visiting-senegal-just-became-easier-as-visa-is-now-on-arrival-for-all-nationalities/	Effective 1 May 2015
Switzerland After a reduction of quotas for 2015, the new decision kept the number of permits available Swiss-wide for citizens of EU/EFTA member states and non-EU/EFTA nationals at the same level for 2016. As of 1 January 2016 the quotas for non-EU/EFTA nationals are 4,000 for L-permits and 2,500 for B-permits, and for EU/EFTA nationals there are 2,000 L-permits and 250 B-permits. In addition, starting from 1 June 2016, nationals from Bulgaria and Romania taking up employment in Switzerland will no longer be subject to transitory measures and will enjoy the same entry conditions as EU-25/EFTA nationals. Citizens of Croatia are still subject to separate measures.	Decision by the Federal Council viewed at: (https://www.sem.admin.ch/sem/en/home/themen/fza-schweiz-eu-efta/eu-efta_buerger_schweiz.html)	Effective 2016
United Kingdom Reforms to the Tier 2 category, which include an increase in Tier 2 (General) salary thresholds for experienced workers ¹⁶⁷ ; a simplified single visa category for all intra-company transferees (ICTs), with a minimum salary threshold of £41,500 ¹⁶⁸ ; the elimination of the twelve-month experience requirement for ICTs who earn more than £73,900; and an "Immigration Skills Charge" levied from April 2017 on Tier 2 employers at a rate of £1,000 per person per year in most cases.	Announcement by Minister of State for Immigration on 24 March 2016 viewed at: (https://www.gov.uk/government/news/migration-advisory-committee-reviews-of-tier-2)	Changes will come into effect in two stages (autumn 2016 and April 2017)
United States Increase in the fees for certain H-1B and L-1 applicants. All employers with 50 or more employees in the United States, of which more than 50% are in H-1B or L-1 status, are now required to pay additional fees of US\$4,000 and US\$4,500, respectively, for each H-1B and L-1 petition and extension. These fees will remain in force ten years, until 30 September 2025.	Consolidated Appropriations Act of 2016, signed into law on 18 December 2015 viewed at: (https://www.uscis.gov/new/alerts/new-law-increases-h-1b-and-l-1-petition-fees)	Effective 18 December 2015
Viet Nam Measure exempts foreign nationals working in the country for less than 30 days and for a total cumulative period not exceeding 90 days per year from having to obtain a work permit. It also reduces the official processing time to issue work permits, from ten to seven working days.	Decree 11/2016/ND-CP of 3 February 2016 viewed at: (http://www.itpc.gov.vn/investors/how_to_invest/law/Decree_No.11_2016/mldocument_view/?set_language=en)	Effective 3 February 2016

¹⁶⁷ To £25,000 in autumn 2016 and £30,000 in April 2017, except for some health and education professionals who will be exempt from the higher threshold until July 2019; the minimum threshold of £20,800 for new entrants will be maintained.

¹⁶⁸ With the exception of the graduate trainees, whose minimum salary will be reduced from £24,800 to £23,000.

Measure	Source/Date	Status
TELECOMMUNICATION/ICT/AUDIOVISUAL SERVICES		
Argentina		
Removal of the prohibition on transferring audio-visual services licences and of the prohibition for the same company to own cable, radio and broadcast TV licences at the same time. Cable TV operators are now authorized to hold a single nationwide license, with no regional limits. Telecom companies are restricted from participating in the TV or cable business unless they do so by associating with cooperatives. Existing restrictions on satellite TV operators entering the telecommunications market are maintained. Creation of a new single regulator, by merging the National Entity for Communications (<i>Ente Nacional de Comunicaciones, ENACOM</i>) with the Federal Authority of Audiovisual Communication Services (<i>Autoridad Federal de Servicios de Comunicación Audiovisual, AFSCA</i>) and the Federal ICT Authority (<i>Autoridad Federal de Tecnologías de la Información y las Comunicaciones, AFTIC</i>).	DNU (Necessity and Urgency Decree) No. 267/2015, amending the Broadcast Media Law (Law No. 26.522) and the Digital Argentina Law (Law No. 27.078)	Effective 4 January 2016
Australia		
Establishment of a strategy and a work plan to address the growth in mobile broadband capacity. The strategy involves a greater reliance on contingency planning, which will enable the regulator to work with industry and international bodies on a wider range of potential band assignments, to harmonise spectrum uses and more easily make adjustments in use of those bands domestically. The plan will allow work to begin, with immediate effect, on allocating and assigning new frequency bands for mobile broadband services, as well as reconfiguration of the 900MHz band.	Australian Communications and Media Authority viewed at: http://www.acma.gov.au/Industry/Spectrum/Spectrum-planning/About-spectrum-planning/mobile-broadband-strategy-caps-off-decade-of-work	Effective February 2016
Chile		
New numbering system enabling fixed-mobile number portability. The new system is significant in going beyond the more common trend in mandating number portability only as between mobile operators.	Viewed at: http://nuevaformademarkar.cl/	Effective 6 February 2016
Guyana		
It calls for the liberalization of and promotes competition in the sector. The bill includes the creation of a new regulator, the Telecommunication Agency, which will incorporate the National Frequency Management Unit (NFMU), and be under the Minister's supervision. It will oversee the sector alongside existing economic regulator, the Public Utilities Commission (PUC). ¹⁶⁹	Telecommunications Bill No. 15 of 2016 (signed by President 5 August 2016) ¹⁷⁰	
Oman		
New regulation by Oman's Telecom Regulatory Authority (TRA) on access and interconnection. All licensees are now obliged to provide interconnection services on an equal and non-discriminatory basis. A public telecommunications licensee should be able to terminate a call or other public telecommunications service on any public telecommunications network (commonly referred to an "any to any" interconnection requirement). Licensees must provide access to their physical infrastructures and other facilities over which they have ownership, upon reasonable and valid request, and in reasonable conditions, unless the authority determines, based on a justifiable request by the providing party, that the provision of such access is not technically or economically feasible.	Viewed at: http://www.muscatdaily.com/Archive/Oman/TRA-passes-legislation-on-Access-and-Interconnection-Regulation-4old	Effective 13 April 2016

¹⁶⁹ Viewed at: <http://gina.gov.gy/telecoms-bill-transformational-agent-for-lives-of-guyanese-minister-hughes/>

¹⁷⁰ Viewed at: http://www.officialgazette.gov.gy/images/gazettes-files/Extraordinary-gazette_5aug16.pdf

Measure	Source/Date	Status
Pakistan		
The Act introduces a range of sanctions on offenses against information and data systems, persons via the Internet, including criminal defamation and cyber-terrorism. The Act establishes an investigation agency with powers of preservation, search and seizure, retention of data, and also the real time collection and recording of information through a court order or warrant. It also grants the Pakistan Telecommunication Authority a wide-range of powers to remove or block information considered illegal. ¹⁷¹	Prevention of Electronic Crimes Act (signed by President 18 August 2016) ¹⁷²	
Philippines		
The new act creates the Department of Information and Communications Technology (DICT), which is mandated to be the primary policy, planning, coordinating, implementing and administrative agency of the Executive Branch of the Philippine Government, and is tasked to plan, develop, and promote the national Information and Communications Technology (ICT) development agenda. ¹⁷³	Republic Act No. 10844 (signed into law 23 May 2016)	Effective 9 June 2016
Saudi Arabia, Kingdom of		
New Interconnection Rules and update of the rules for Access to Physical Facilities. The Interconnection Rules seek to ensure that all service providers are treated fairly and in a non-discriminatory manner with respect to interconnection. The updated Guidelines for Access to Physical Facilities call for the collocation and sharing of physical facilities in a technologically neutral manner and establish a process for dealing with access disputes, among other things.	Decision 333/1437, by the Communications and Information Technology Commission (CITC) viewed at: http://www.citc.gov.sa/English/Decisionsoffers/Decisions/Pages/333-1437.aspx	Effective 23 February 2016
Singapore		
Info-communications Development Authority of Singapore (IDA) and the Media Development Authority (MDA) merged into the Info-Communications Media Development Authority (IMDA) in order to better address challenges and opportunities resulting from the fusion of info-communications technologies and media content. The IMDA will now take over the regulatory framework for telecommunications, postal, broadcasting and film sectors, as well personal data protection regulation and consumer protection policies, among others. ¹⁷⁴	Info-communications media development Authority Act (Bill No. 21/2016) ¹⁷⁵	Effective 16 August 2016
Spain		
Final regulations governing the wholesale broadband market for the next three years. Differentiated obligations are maintained for fixed-line incumbent Telefonica, based on geographical competition criteria. In areas deemed to have enough competition (basically 66 cities), the incumbent will not be required to open its infrastructure to alternative operators.	Press Release issued on 25 February 2016 by the National Commission on Markets and Competition (CNMC) viewed at: https://www.cnmc.es/es-es/telecomunicacionesysaudiovisuales/novedadestelecomunicacionesysaudiovisuales/novedadestelecomunicacionesysaudiovisualesdetalle.aspx?id=57838	Effective 25 February 2016

¹⁷¹ Viewed at: <http://www.reuters.com/article/us-pakistan-internet-idUSKCN10N0ST> and <http://www.loc.gov/law/foreign-news/article/pakistan-national-assembly-passes-new-cybercrime-law/>

¹⁷² Viewed at: http://www.na.gov.pk/uploads/documents/1472635250_246.pdf

¹⁷³ Viewed at: <http://icto.dost.gov.ph/departments-of-ict-law-takes-effect-today/>

¹⁷⁴ Viewed at: <https://www.mci.gov.sg/web/corp/press-room/categories/speeches/content/second-reading-speech-on-the-info-communications-media-development-authority-imda-bill>

¹⁷⁵ Viewed at: <http://www.parliament.gov.sg/sites/default/files/Info-communications%20Media%20Development%20Authority%20Bill%2021-2016.pdf>

Measure	Source/Date	Status
Sweden		
<p>The new law on expansion of broadband networks is aimed at lowering costs of the expansion of broadband.¹⁷⁶</p> <p>Entities who want to develop broadband will have the right to:</p> <ul style="list-style-type: none"> • access to information about other infrastructure and construction projects; • the right to request access to other infrastructure; • the right to coordinate construction projects with public bodies or carry out a construction projects funded by public funds. <p>In addition, the infrastructure owners and network operators, will be subject to new obligations. Under certain conditions, they will be required to provide information, access to the infrastructure and coordinate on expansion projects.¹⁷⁷</p>	<p>Act 2016:534 on measures for the development of Broadband/Published 26 May 2016¹⁷⁸</p>	<p>Effective 1 July 2016</p>
Tanzania		
<p>The Finance Act 2016, amends the Electronic and Postal Communications Act, as follows:</p> <ul style="list-style-type: none"> • network facilities, Network services or Application services licensees, must have a minimum local shareholding of 25% of its authorized share capital throughout the life of the license, obtained through public offer in stock exchange market; • existing licensees of network facilities, network services or Application services will be required to offer shares to the public and list the shares within 6 months from 1 July 2016 and new license holders are to list on, within two years from the date of grant of the licence; • content service licensees, must have a minimum of 51% local shareholding throughout the life of the licence. 	<p>The Finance Act 2016, (23 June 2016)¹⁷⁹</p>	<p>Effective 1 July 2016</p>
Tonga		
<p>The new regulation institutes new measures governing internet access in the country and, among other things, also sets up a new regulatory body with powers to block selected content for internet users.</p>	<p>New Communications Act 2015, replacing the previous Act enacted in 2000. (MIC Press Release, viewed at: http://www.mic.gov.to/news-today/press-releases/5629-clarification-regarding-the-new-communications-act-2015)</p>	<p>Effective 6 October 2015</p>

¹⁷⁶ The Act implements the Directive of the European Parliament and Council Directive 2014/61 / EU of 15 May 2014 actions to reduce the cost of deploying electronic communications high speed.

¹⁷⁷ Viewed at: <http://www.pts.se/sv/Nyheter/Internet/2016/Ny-lag-ska-bidra-till-sankta-kostnader-for-bredbandsutbyggnad/>

¹⁷⁸ Viewed at: https://www.riksdagen.se/sv/dokument-lagar/dokument/svensk-forfattningssamling/lag-2016534-om-atgarder-for-utbyggnad-av_sfs-2016-534

¹⁷⁹ [http://parliament.go.tz/polis/uploads/bills/1466686197-A%20BILL%20FOR%20THE%20FINANCE%20BILL,%202016%20\(PRINTED\)\(THIRD\).pdf](http://parliament.go.tz/polis/uploads/bills/1466686197-A%20BILL%20FOR%20THE%20FINANCE%20BILL,%202016%20(PRINTED)(THIRD).pdf)

APPENDIX 1 - PARTICIPATION

Member/ Observer	Replies to DG fax (OV/W/10)	Replies to DG fax (OV/19)	Annual overview (OV/19) - Replies to request for verification (√ = replies received)	New measures	Economic support	Services	Summary and status
1. Albania				√			
2. Algeria				√	√		
3. Angola				√	√		
4. Argentina	√	√	√	√	√	√	√
5. Armenia				√			
6. Australia	√	√	√	√	√	√	√
7. Azerbaijan	√					√	
8. Bahrain, Kingdom of				√		√	√
9. Bangladesh				√	√		
10. Belarus				√			
11. Bolivia, Plurinational State of				√			
12. Bosnia and Herzegovina			√	√			
13. Botswana (SACU)	√			√			
14. Brazil	√	√	√	√	√		√
15. Brunei Darussalam				√			
16. Burkina Faso				√			
17. Cambodia				√	√		
18. Cameroon				√			
19. Canada	√	√	√	√	√		√
20. Chile	√			√		√	√
21. China	√	√	√	√	√	√	√
22. Colombia	√	√	√	√	√		√
23. Costa Rica	√	√	√	√			√
24. Côte d'Ivoire				√			
25. Dominican Republic	√		√				√
26. Ecuador			√			√	
27. Egypt	√		√	√	√		√
28. El Salvador			√	√			
29. Ethiopia				√			
30. European Union	√	√	√	√	√	√	√
31. Ghana						√	
32. Guinea				√			
33. Guyana						√	
34. Hong Kong, China	√	√	√	√			
35. Iceland				√			
36. India	√	√	√	√		√	√
37. Indonesia	√	√	√	√	√	√	√
38. Iraq			√	√			
39. Israel				√		√	
40. Jamaica	√						
41. Japan	√	√	√	√	√		√
42. Jordan				√			√
43. Kazakhstan	√		√	√			
44. Kenya				√			
45. Korea, Republic of	√	√	√	√	√		√
46. Kuwait, State of		√	√	√			
47. Kyrgyz Republic				√			
48. Macao, China	√	√	√	√			
49. Madagascar	√			√			
50. Malaysia		√	√	√	√		√
51. Malawi					√		
52. Mali	√						

Member/ Observer	Replies to DG fax (OV/W/10)	Replies to DG fax (OV/19)	Annual overview (OV/19) - Replies to request for verification (√ = replies received)	New measures	Economic support	Services	Summary and status
53. Mauritius	√			√			
54. Mexico	√	√	√	√			√
55. Moldova, Republic of	√	√					
56. Mongolia			√	√			
57. Montenegro	√	√	√	√			
58. Morocco				√			√
59. Mozambique				√		√	
60. Myanmar				√	√	√	
61. Namibia (SACU)				√		√	
62. Nepal				√	√		
63. New Zealand		√		√			√
64. Niger				√			
65. Nigeria					√		
66. Norway	√		√	√	√		
67. Oman				√		√	√
68. Pakistan			√		√	√	√
69. Panama			√	√			
70. Papua New Guinea				√			
71. Paraguay			√	√			
72. Peru	√	√	√	√			√
73. Philippines	√	√	√	√		√	√
74. Qatar			√	√			√
75. Russian Federation	√	√	√	√	√	√	√
76. Saudi Arabia, Kingdom of	√	√		√		√	√
77. Senegal			√			√	
78. Serbia	√	√					
79. Seychelles	√	√	√	√			
80. Singapore	√	√	√	√		√	
81. Solomon Islands				√			
82. South Africa	√	√	√	√		√	√
83. Sri Lanka				√	√		
84. Swaziland (SACU)				√			
85. Switzerland	√	√	√	√	√	√	
86. Chinese Taipei	√	√	√	√			√
87. Tanzania						√	
88. Thailand	√	√	√	√	√	√	√
89. Tonga						√	
90. Trinidad and Tobago		√					√
91. Tunisia	√	√					√
92. Turkey	√	√	√	√	√	√	√
93. Ukraine	√	√	√	√			√
94. United Arab Emirates				√			√
95. United States of America	√		√	√	√	√	√
96. Uruguay	√	√		√	√		√
97. Uzbekistan				√			
98. Venezuela, Bolivarian Rep. of				√			
99. Viet Nam				√	√	√	√
100. Zambia			√	√			√
101. Zimbabwe				√			